


V.O.CHIDAMBARANAR PORT TRUST

38TH Administration Report 2016-17

ISO 9001 : 2008 & ISO 14001 : 2004
ISPS Code Compliant



CHAIRMAN'S MESSAGE



PRESENTATION OF ADMINISTRATION REPORT FOR THE FINANCIAL YEAR 2016-17

I am pleased to place the thirty eighth Administration Report of V.O.Chidambaranar Port Trust to the Central Government, as required under Section 106 of the Major Port Trusts Act, 1963.

During 2016-17, V.O. Chidambaranar Port handled an all-time record cargo of 38.46 Million Tonnes surpassing the previous year's achievement of 36.84 Million Tonnes, registering an impressive 4.38% growth rate. By awarding projects to augment capacity by 44.94 MTPA in 2016-17, V.O.Chidambaranar Port created another exemplary record in capacity augmentation as the total capacity addition by all Major Ports was 100.47 MTPA during this period.

By implementing shore-to-ship power supply this year, V.O.Chidambaranar Port has got the distinction of becoming the first Indian Port to offer this facility and the 22nd Port in the world to provide this service. Mechanization of cargo evacuation from the deep draft Berth No. IX to Coal Yard is another facility dedicated during this year.

From carrying out various "ease of doing business" initiatives like providing improvised last mile connectivity and e-Port systems, V.O.Chidambaranar Port has emerged as a user-friendly Port. This Port has also initiated action to increase the present maximum draft at the Channel and Inner harbor from 12.80 m to 15.20 m draft in a phased manner.

Through Green Port initiatives, V.O.Chidambaranar Port is committed to enhance the green belt in the Port estate to raise the quality of the environment. As many as 6,000 saplings have been planted in and around Port premises and greenery development in about 25,000 sq.ft area has been done in 2016-17, solar power system for generating 500 KW has been installed at Administrative Office building, Port Hospital, School and Community Centre,

etc and it is proposed to install 5 MW grid connect type Solar Power Plant of the Port on power purchase system. Under the Corporate Social Responsibility programme, V.O.Chidambaranar Port continues to provide funds for various development works in and around Tuticorin

The Administration Report consists of four Parts.

PART-I Contains details of the origin, significant events in the development of Port and the growth of the Port since inception. The Citizen Charter consists of the Quality Management System, Environment Management System and ISPS compliance of the Port, OHSAS certification. Implementation of Right to Information Act, 2005, Mechanism for Redressal of Public Grievances and Open House meetings.

PART-II Contains the Traffic and Financial Performance of the Port and the various activities of the Port during the financial year 2016-17.

PART-III Contains details of the Annual Accounts for the financial year 2016-17, Audit Report and Action Taken on the Audit report

PART-IV Contains statistical details of the performance of V.O.Chidambaranar Port Trust. Every effort has been made to present the Administration Report to highlight the performance of the Port in a transparent manner as required under the Major Port Trusts Act, 1963.

We, at VOC Port look forward to keep its growth momentum going in the years to come to realize the Port's vision of becoming the Preferred Indian Port and deliver our valued service to all our Stakeholders.

S.ANANTHA CHANDRA BOSE
CHAIRMAN

BOARD OF TRUSTEES OF
V.O.CHIDAMBARANAR PORT TRUST
FOR THE PERIOD OF 2016-17



SHRI S. ANANTHA CHANDRA BOSE
CHAIRMAN

SHRI S.NATARAJAN
DEPUTY CHAIRMAN

FROM 01.04.2016 to 31.03.2017

1. Shri S.Anantha Chandra Bose : Chairman
2. Shri S.Natarajan : Deputy Chairman
3. Shri Rajeev Ranjan, I.A.S : Addl.Chief Secretary,
Government of Tamilnadu
Highways & Minor Ports Department.
4. Shri B. Poiyaamozhi : Development Adviser (Ports),
Ministry of Shipping (Upto 31.08.2016)
Shri Pravir Krishn, I.A.S : Joint Secretary, Ministry of Shipping
(From 20.09.2016 to 02.03.2017)
Shri Barun Mitra, I.A.S. : Joint Secretary, Ministry of Shipping
(From 03.03.2017)
5. Shri N.Sreekumar, I.R.T.S : Chief Freight Transportation Manager,
Indian Railways.



6. D.I.G Navdeep Raj : Commanding Officer,
Indian Coast Guard, Tuticorin.
7. Shri K.C. Johnny,I.R.S : Commissioner of Customs
(Up to 29.08.2016)
Shri. Ashok, I.R.S : Commissioner of Customs
(From 31.08.2016)
8. Shri J.Senthil Kumar : Surveyor-in- charge cum DDG (Tech)
Mercantile Marine Department.
9. Dr. M.R.G Reddy,IFS : Regional Officer, Ministry of Environment
& Forest, Climate Change (Other Interest)
10. Shri N.Thangaraj, : Chief Engineer, Tuticorin Thermal Power
Station, Tuticorin.
Representing Tamilnadu Electricity Board
(Other Interest) (Upto 11.03.2017)
Shri K.Natarajan : Chief Engineer, Tuticorin Thermal Power
Station, Tuticorin.
Representing Tamilnadu Electricity Board
(Other Interest) (From 12.03.2017)
11. Shri J.David Raja : Representing National Association
of Container Freight Station, Tuticorin
Chapter(Other Interest)
12. Shri J.Jesiah Villavarayar : Representing Tuticorin Stevedores
Association (other Interest)
13. Shri S.R Saravanaperumal : Representing Other Interest .
14. Shri S.Surendran : Representing Other Interest
15. Shri Suba Nagarajan : Representing Other Interest
16. Dr. Srinivasa Kannan : Representing Other Interest
17. Shri C.Selvaraj : Representing Labour
18. Shri C.Subramanian : Representing Labour `

PRINCIPAL OFFICERS OF V.O.C PORT TRUST DURING 2016-2017

1. Shri S.Anantha Chandra Bose : Chairman
2. Shri S.Natarajan : Deputy Chairman
3. Shri R.Ramakrishnan, IAS : Chief Vigilance Officer
4. Shri P.Ravindran : Chief Mechanical Engineer
5. Shri C.Mohan : Secretary
6. Shri U.Rajendran : Traffic Manager
7. Shri S.S.P. Patil : Chief Engineer
8. Capt. Amit Kapoor : Deputy Conservator
(Upto 8.07.2016)
- Capt. Bhabatosh Chand : Deputy Conservator
(from 26.12.2016)
9. Smt S. Shanthi : Financial Adviser &
Chief Accounts Officer

CONTENTS

Sl.No.	Description	Page No
PART I		
1.	Origin and Development of Port at Tuticorin	1
2.	Citizen Charter	7
3.	Quality Management System	8
4.	Environmental Management System	8
5.	ISPS	8
6.	Work Environment	8
7.	Implementation of Right to Information Act, 2005	8
8.	Implementation of Reservation Policy	9
9.	Redressal of Public Grievances	10
10.	CSR – Activities	11
PART- II		
1.	Board of Trustees and Board Meetings	12
2.	Report on Traffic Performance	12
3.	Report on Financial Performance	25
4.	Report on Developmental Projects I. Comparison of Capital Expenditure ii. Capital Expenditure	27
5.	Committees	31
6.	Manpower	33
7.	Training	34
8.	Implementation of Official Language Policy and Programmes	34
9.	Port Safety	35
10.	Port Fire Service	35
11.	Port Maintenance	35
12.	Port Meteorological Observatory	36
13.	Port Medical Services	36
14.	Welfare measures	37
15.	Industrial Relations	41
16.	Port Security	41
17.	Significant Events	42

PART – III		
1.	Balance Sheet as on 31.03.2017	43
2.	Schedules to the Balance Sheet	
	Schedule – 1 Reserves and Surplus Balances	46
	Schedule – 2 Secured Loan	47
	Schedule – 3 Fixed/Capital Assets	48
	Schedule – 4 I & II Investments (Port & CHD)	49
	Schedule – 4-A & B Balance at bank & Cash on hand	51
	Schedule – 5 Deferred Tax Liability	53
3.	Profit & Loss Account for the year ended 31.03.2017	54
4.	Schedules to Profit & Loss Account	
	Schedule – 6 Income from Cargo handling & Storage Charges	56
	Schedule – 7 Income from Port and Dock Charges	56
	Schedule – 8 Income from Railway Activity	56
	Schedule – 9 Income from Estate Rental	56
	Schedule – 10 Expenditure on Cargo Handling & Storage	56
	Schedule – 11 Expenditure on Port and Dock facilities for Shipping	57
	Schedule – 12 Expenditure on Railway Activity	57
	Schedule – 13 Expenditure on Rentable Land and Buildings	57
	Schedule – 14 Expenditure on Management and General Administration	57
	Schedule – 15 Finance and Miscellaneous income	58
	Schedule – 16 Finance and Miscellaneous expenditure	58
	Schedule – 17 Operating Income (CHD)	59
	Schedule – 18 Operating Expenditure (CHD)	59
	Schedule – 19 Finance and Miscellaneous Income & Expenditure	60
5.	Significant Accounting Policies	61
6.	Notes to Accounts of the Port for the Financial year 2016 – 17	64
7.	Notes to the Profit and Loss Accounts for the Financial year 2016–17	71
8.	Audit Report	75
9.	Audit Report & Action Taken Notes	78
PART – IV		
1.	Vital Port Statistics	84
2.	Traffic handled according to principal commodities	90
3.	Flag wise distribution of cargo handled	91
4.	Distribution of export cargo handled according to destination	95
5.	Distribution of import cargo handled according to origin	96
6.	Number and Type of containers handled 2016 – 17	97
7.	Number & size of ships called at V.O.C.Port	98
8.	Performance of cargo ships	99
9.	Distribution of pre – berthing detention according to reasons 2016-17	100

10.	Distribution of non – working time at berth according to reasons	101
11.	Berth occupancy	103
12.	Container cargo and tare weight of containers – 2016-17	104
13.	Availability of cargo handling equipments– 2016-17	105
14.	Utilisation of cargo handling equipments– 2016-17	106
15.	Availability and utilization of floating crafts– 2016-17	107
16.	Performance of Dredger	108
17.	Shore Labour Productivity for the year 2016-17	109
18.	Shore labour productivity for the year 2016-17	110
19.	Commodity – wise export cargo received by different modes of transport	111
20.	Commodity – wise import cargo despatched by different modes of transport	112
21.	Employment at Port / CHD as on 31.03.2017	113
22.	Particulars of Accidents– 2016-17	113
23.	Financial Indicators– 2016-17	114
24.	Staff Strength as on 31.3.2017	115
25.	Particulars of SC/ST reservation as on 31.03.2016 & 31.03.2017	116
26.	Particulars of strike/Stoppage of work and mandays lost in 2016-17	116
27.	Particulars of Salaries and earnings per employee in 2016-17	117
28.	Particulars of Housing as on 31.03.2017	118
29.	Summary of Operating expenditure by “Types”	119
30.	Balance sheet of general provident fund as on 31.03.2017	122
31.	Receipt &charges statement of general provident fund for the year 2016-17	123
32.	Balance sheet of Gratuity fund as on 31.3.2017	124
33.	Receipt &charges statement of Gratuity fund for the year 2016-17	125
34.	Balance sheet of Pension fund as on 31.3.2017	126
35.	Receipt &charges statement of pension fund for the year 2016-17	127
36.	Balance sheet of HBA Special Family Benefit fund as on 31.03.2017	128
37.	Receipt &charges statement of HBA Special Family Benefit fund for the year 2016-17	129
38.	List of Capital Plan & Non-Plan works sanctioned in 2016-17	130
39.	Plan works capital in progress 2016-17	134
40.	Non plan works capital progress 2016-17	134
41.	Capital Plan work in progress (receipt) 2016-17	135
42.	Capital plan work in progress (Expenditure) 2016-17	135
43.	Capital Non Plan work in progress (receipt) 2016-17	136
44.	Capital Non plan work in progress (Expenditure) 2016-17	136
45.	Capital work completed / Commissioned in 2016-17 (Plan work)	137
46.	Capital work completed / Commissioned in 2016-17 (Non Plan work)	138
47.	Green Port Initiative	140
48.	PPP Projects 2016-17	141

ORIGIN AND DEVELOPMENT OF PORT AT TUTICORIN

1.1 INTRODUCTION

The growth of economy and social improvement of a Nation depends on the development of the Ports in the Country. Ports are the bedrock of the economic development of a Country. They act as a centre for exchange of culture, language and acts as a bridge among the Nations, by facilitating economic co-operation. They also act as an elixir for solving the food scarcity and poverty alleviation. They are the catalysts for growth and facilitates increase in foreign exchange earnings.

1.2 HISTORY OF TUTICORIN

In Literature, the earliest mention has been made in 88 AD in Greek work "Periplus of the Erythrean Sea". In AD 124, the earliest reference was made by Ptolemy who has observed – "Country of Kareoi, in the Kolkhic Gulf, where there is a pearl fishery, Sosikourai and Kolkhoi and emporium at the mouth of the river Solan". There is little doubt that Ptolemy's Sosikuorai is no other place than Tuticorin. From AD 200 to AD 1000, no records pertaining to Tuticorin are available. However, the Tamil Literature of the period, Periyapuranam mention the pearls but ignore the source. James Harnell in his report to the Govt. of Madras has highlighted the Indian Pearl Fisheries of the Gulf of Mannar discussed about Tuticorin. Although in Tamilnadu, there is a mention of Ports like Korkai, Puhar etc. Tamil literature and historical records have highlighted the Pearl Fisheries of Tuticorin and Trading in Pearls. The 7th to 9th Century AD were ruled by Pandya Kings and 10 to 12 Century AD was ruled by Chola Kings. There is a mention that there was a well guarded and natural Harbour where ships could anchor in safety in Tuticorin. Portuguese, Dutch and British ruled India in different time frame. Portuguese sailed into Tuticorin in 1532. In 1649, Dutch captured Tuticorin. Many European visitors particularly English travelers have meticulously recorded their impression of Tuticorin in 17th Century. The impression recorded by Philip Baldaeus, an English missionary, who visited Tuticorin in 1675 are graphic and valuable. The lucrative pearl fishery that flourished under the Dutch is vouchsafed by Jean De Lacome. The English East India Company took over the administration of Tuticorin and its other dependent cities like Kayalpattinam, Punnakayal, Manapad etc. on the 1st June 1825.

1.3 ROLE OF TUTICORIN IN INDIA'S INDEPENDENCE

Tuticorin become the citadel of freedom struggle in the early years of 20th Century. V.O.Chidambaram sowed the seeds of Nationalism and independence with the doctrine of Swadesism and boycott. After undergoing ordeals and struggle, he was able to launch the First



Swadeshi Navigation Company in 1907. The Swadeshi vessels S.S.Galia and S.S.Lavo were operated between Tuticorin and Colombo. Launching of Swadeshi ship despite adverse environment was an important milestone in freedom struggle. Patriots like Subramania Siva and Vanchi Iyer have helped V.O.Chidambaram in spreading the seeds of Indian Freedom to gain independence from the clutches of the colonial rule. Thus, Tuticorin played a significant role in the Independence struggle initiated by Mahatma Gandhiji.

1.4 HISTORY OF TUTICORIN OLD PORT

In 1842, a Light House was constructed in Tuticorin. Construction of a Light House was one of the important milestones for development of Tuticorin Harbour. The planned development of Tuticorin started in 1868. A pier at a cost of Rs.1,200/- was constructed initially. In 1873, Earl Buckingham, during his visit to Tuticorin ordered for strengthening of the pier. In 1887, the 100m pier was doubled. Subsequently, rails were laid to link Tuticorin Port with Railway Station. In 1894, wooden piers were replaced by steel structure. In 1895, reclamation of the area was undertaken at a cost of Rs.2 lakhs and a Port was built. In 1899, the railway lines were extended upto the Pier in Tuticorin Port.

1.5 HISTORY OF TUTICORIN NEW PORT

The proposal to construct a deep sea harbour at Tuticorin was first thought of in 1914, though it was not pursued due to the outbreak of first world war. The first proposal was by Sir Wolfe Lyster Barry and Partners to examine the Prospects of development of the Port. This was followed by Bristow project in 1920 and Palmer Committee Scheme. It was dropped due to financial crisis. In 1924, Tuticorin Port Trust Act was passed by the Madras Legislature. In 1929, Sir Bristow prepared the estimate at Rs.120 lakhs for this scheme and Rs.160 lakhs for Palmer Committee Scheme. Due to financial constraints again the scheme was abandoned.

In 1954, the Govt. of India appointed Chatterjee to examine the development of Tuticorin Port. He gave a proposal at an estimated cost of Rs.4.5 crores. In the meanwhile, a committee was constituted under the Chairmanship of Sir Ramasamy Mudaliar to examine linking up the development of Tuticorin with the feasibility of connecting the Palk Strait with the Gulf of Mannar at a cost of Rs.9.62 crores. In 1958, Tuticorin Port Development Council was constituted consisting of local leaders, business people as members. The committee appraised Pandit Jawaharlal Nehru and Chairman of the Planning Commission as well as Central and State leaders. Pandit Nehru after patient hearing, passed the Tuticorin Harbour Project at a cost of Rs.10.27 crores for 30 ft. Harbour with four alongside berths. Based on that, M/s.Madhurani and Chacko Committee recommended for development of Tuticorin Port. In 1964, Prime Minister Lal Bahadur Shastri



inaugurated the construction work of New Port. In 1974, oil mooring was installed. In 1975, VOC Berths No.1 & 2 were commissioned and in December 1976, VOC Berths No.3 & 4 were commissioned. The next important landmark was the integration of the erstwhile anchorage Port and Tuticorin New Harbour into an integrated Port Trust under the Major Port Trusts Act, 1963 w.e.f. 1st April, 1979. Subsequently a number of developmental activities took place matching the spectacular increase in the rate of growth of time.

1.6 Significant Development of the Port

Period	Event
11.07.1974	Declaration of Tuticorin Port as a Major Port
13.07.1974	Commissioning of oil mooring berth
02.12.1975	Commissioning of first two along side berths (V.O.C. 1 & 2)
31.12.1976	Commissioning of next two along side berths (V.O.C. 3 & 4)
01.04.1979	Commissioning of the Port Trust Board
26.04.1980	Commissioning of Oil Jetty
01.03.1983	Commissioning of Coal Jetty - 1
09.05.1983	Commissioning of 5th along side berth (A.B.I)
01.01.1984	Commissioning of 6th along side berth (A.B.II)
27.02.1995	Commissioning of Coal Jetty - II
12.03.1996	Certification of ISO 9002
12.10.1996	Introduction of Night Navigation
15.07.1998	Licensing out Berth No. 7 to M/s. PSA SICAL
05.09.1998	Commissioning of 7th Berth
10.05.1999	Commissioning of Shallow Draught Berth
05.11.1999	Completion of Dredging in Harbour Basin (11.90M) and approach Channel (12.50M)
21.12.1999	Function as a World standard container terminal
17.10.2001	Introduction of Main line service to U.S
02.02.2002	Commissioning of Berth No. 8
23.04.2003	Switch over to ISO 9001 : 2001 standards
11.07.2003	Entering 30 year of existence as a Major Port



16.07.2003	Introduction of direct main line service to Europe
24.09.2003	Completion of dredging dock basin in front of berth No. 8
26.12.2003	Inclusion of our Port in Western Circuit of cruise tourism
10.07.2004	Silver Jubilee celebration
16.09.2005	ISO 14001 : 2004 Certificate of approval
14.07.2008	Commissioning of berth No. 9
01.07.2010	Inauguration of Replaced Wharf Crane in VOC Berth Concession Agreement signed with M/s. Tuticorin Coal Terminal Ltd., for Development of North Cargo Berth - II for handling bulk Cargoes
11.09.2010	Cargoes on DBFOT mode
11.09.2010	Concession Agreement signed for NCB - II with ABG - LDA Bulk handling India Pvt. Ltd.
30.12.2010	Inauguration of Capital Dredging
24.01.2011	Inauguration of construction of North Cargo berth II
11.02.2011	Name Changes as V.O.Chidambaranar Port Trust
06.03.2011	Inauguration of Passenger Terminal
13.06.2011	Launching of passenger ferry services - Tuticorin Colombo
27.07.2011	Merger of Cargo Handling Labour Pool with V.O.Chidambaranar Port Trust.
29.03.2012	Capital Dredging work completed
15.03.2014	Taken over of VTMS by Port
24.03.2014	Up-gradation of Mechanical Handling Infrastructure at VOCPT Berths (I to VI & IX) on BOO basis for a period of 10 years - commencement of operation
11.05.2014	Commencement of temporary operation at Berth No.8 using HMC's
01.10.2014	M/s. NTPL commenced the Commercial Operation of North Cargo Berth.
19.01.2015	Issue of Work order for dredging in front of NCB - II and 2 Nos Shallow Draught Berth.
15.02.2015	Grant of licence for deployment of 2 Nos. of floating cranes at VOCPT



	water limits for a period of 10 years for handling the Cargo in vessels at Anchorage
12.08.2015	Radiological Detection Equipment installed at the Port Entry Gates including the gate at extension Port (Zone B)
13.08.2015	100 KW Grid Connected Solar Power Plant Commissioned at Administrative Building
26.10.2015	Dredging in front of NCB II & 2 Nos of Shallow Draught berth completed
15.06.2016	Commencement of work for appointment of EPC contractor for Design, Construction and Maintenance of Truck Parking Terminal at the Port land opposite to Fisheries College.
23.06.2016	Commencement of work for construction of dedicated berth for handling Coastal Cargo at VOCPT
11.07.2016	500 KVA shore power supply facility for providing Shore supply to Vessels has been commissioned under Green Port Initiative.
21.09.2016	Mechanization of Cargo evacuation from 9th berth commencement of operation
03.11.2016	Commencement of work for integrated drainage system in Port area.
10.11.2016	2 Nos of Road Sweeping Machine have been put into operation as a Green Port Initiative
29.11.2016	400 KW Roof top Solar power Plant commissioned.
23.01.2017	Commencement of work for construction of New Shopping Complex near Port Colony area
01.02.2017	Commencement of work for re surfacing and widening the existing road from TTPS roundana to IOC road at VOCPT
31.03.2017	MOU Signed with M/s. Imcola Crane Company Ltd to deploy one No. additional HMC of 124 T Capacity



1.7 TRAFFIC PERFORMANCE OF PORT SINCE INCEPTION

The traffic performance of VOC Port Trust Since Inception is given below :

Year	Cargo Traffic	Container Traffic
1974-75	10.35	
1975-76	13.65	
1976-77	15.50	
1977-78	14.87	
1978-79	17.03	
1979-80	24.11	121
1980-81	26.31	9295
1981-82	27.06	5343
1982-83	32.29	718
1983-84	35.48	1072
1984-85	37.74	1233
1985-86	42.25	3186
1986-87	41.46	7192
1987-88	42.85	8038
1988-89	51.40	8782
1989-90	53.23	14115
1990-91	50.73	20206
1991-92	58.68	33776
1992-93	62.15	35010
1993-94	67.80	48110
1994-95	80.40	57000
1995-96	92.86	68619
1996-97	91.74	88769
1997-98	99.73	102464
1998-99	101.50	99512
1999-00	99.93	136612
2000-01	122.84	156978
2001-02	130.17	213509
2002-03	132.94	212925
2003-04	136.78	253880
2004-05	158.11	307310
2005-06	171.39	321060
2006-07	180.01	377102
2007-08	214.80	450398
2008-09	220.11	438548
2009-10	237.87	439948
2010-11	257.27	467752
2011-12	281.05	477096
2012-13	282.60	475599
2013-14	286.42	507735
2014-15	324.14	559727
2015-16	368.49	611714
2016-17	384.63	642103



2. Citizen Charter

2.1 Vision

- To become a pioneer in providing quality and efficient cargo handling facility in South India and its Hinterland.

2.2 Mission

- To be the preferred distribution hub of India
- To provide efficient seaport logistic for providing best value to our customers
- To augment capacity by developing international standard Port infrastructure and installing State-of-the-Art handling equipments.
- To ensure quick turn-around of vessels by providing facilities, up gradation of equipments for efficient handling of cargo.

2.3 Values

- A. Total satisfaction of customer.
- B. Partnership with stakeholders.
- C. Commitment to Quality and Team Work.
- D. Fairness, Accountability and transparency in work.
- E. Consideration for social and natural environment.
- F. Value addition through productivity, safety and security.
- G. Considering the vision, mission and values, to provide efficient seaport and logistics service to best value of the customers and Results Framework Document for the year 2016 - 17 was prepared to achieve the targets in the heads of following as per Ministry of Shipping guidelines.
 - To augment capacity of the Port by developing International Standard Infrastructure and installation of modern equipment.
 - To improve the draught in-front of the berths to handle bigger size vessels according to the requirement.
 - To provide efficient, prompt, safe and timely service to the trade at the optimum cost.
 - To enhance road and rail facility to improve speedy and safe evacuation of cargo facility.
 - Continually improve the services to meet the expectations of the Port Users, Trade, Employees, Pensioners and the Society by improving the Corporate Social Responsibility.



- To provide cost effective operations through deep draft berths, highly mechanized and dedicated cargo handling facility.
- To improve the green cover in the Port Premises to maintain eco-friendly environment.

3. Quality Management system (ISO 9001-2008) **Quality Policy**

“To ensure customer satisfaction through continual improvement of facilities and services for maritime trade at optimum cost”

4. Environmental Management system (ISO 14001:2004) **Environmental Policy**

Port is committed to practice Pollution Prevention and Environmental Safety in its activities through implementation of Environmental Management System for Continual Improvement and Legal Compliance.

5. ISPS **Security Policy**

V.O.Chidambaranar Port Trust is committed to provide a safe and secure working environment to all its employees, Port Users, Ships and its personnel. This will be achieved by establishing and maintaining the required security measures to prevent unlawful acts against people, cargo and marine assets.

6. WORK ENVIRONMENT

The Port Management has provided good work environment like proper ventilation at place of work, drinking water facilities, canteen, toilet, adequate lighting facilities, ambulance, first aid and personal protection equipments for operational Employees and Workers. Equipments safety is ensured by carrying out preventive maintenance promptly. The working area is kept clean. Adequate pollution control measures are taken up.

7. IMPLEMENTATION OF RIGHT TO INFORMATION ACT, 2005

RTI Act is implemented from October, 2005 as per the directions of the Ministry. Appellate Authority, One public Information Officer and one Assistant Public Information officer are appointed to deal with the representations / appeals. Office of the Public information Officer functions as a Single Window Agency to facilitate general public to obtain information under RTI Act, 2005.



During the year 2016-17, 141/31 applications/appeals have been received and 131/27 applications /appeals have been disposed off.

8. IMPLEMENTATION OF RESERVATION POLICY

SALIENT FEATURES

- 1) 15% for SC and 7.5% for ST for Direct Recruitment on All India basis by open competition for Class-I & II posts.
- 2) 15% for SC and 7.5% for ST for promotion in respect of Class I to Class IV posts
- 3) 27% for OBC for Direct Recruitment on All India basis by Open Competition for Class I to IV posts.
- 4) 19% for SC and 1% for ST for Direct Recruitment on a Local or Regional basis for Tamil Nadu for Class III & IV posts.
- 5) 3% PH(1%VH, 1% HH and 1% OH) for promotion and Direct Recruitment.
- 6) 10% and 20% for Ex-servicemen in Direct Recruitment in Class-III & IV posts respectively.

As per Regulation 7 of the Tuticorin Port Trust Employees (Recruitment, Seniority and Promotion) Regulations, 2008, orders issued by the Central Government from time to time for the reservation of posts under it, (whether by direct recruitment or promotion) in favour of Scheduled castes and Scheduled tribes, Ex-serviceman, Dependents of those killed in action, Physically handicapped persons and other special categories of persons, will apply mutatis mutandis to all appointments covered by Tuticorin Port Trust Employees (Recruitment, Seniority and Promotion) Regulations, 2008. In view of the above, orders of the Central Government issued from time to time with regards to reservations are being followed in this Port.

For the precise monitoring of implementation of Reservation policy in V.O.Chidambaranar Port Trust, two Officers at the level of Senior Class I officers belonging to reserved community have been nominated as Liaison Officers, one for SC/ST and another for OBC.

The Liaison Officers are periodically inspecting the Registers maintained for the Post based roster points and an officer from the reserved community is included in the committee for filling up of the posts under Direct recruitments and Departmental Promotions.



9. REDRESSAL OF PUBLIC GRIEVANCES:

In compliance with the direction from Ministry of Shipping, for strengthening the Public Grievance Redressal Machinery, Chairman, V.O.Chidambaranar Port Trust had appointed the Secretary of the Port Trust as Director for redressal of grievances on 7.12.2005. The details of Director of Grievances are furnished below:

Secretary (Director of Public Grievances)
V.O.Chidambaranar Port Trust,
Harbour Estate, Tuticorin – 628 004
Ph: (Off) 0461-2352232 Fax: 0461- 2352301
e.mail:secyvocport@gov.in

The above details were sent to Department of Administrative Reforms & Public Grievances, Ministry of Personnel, Public Grievances and Pensions, New Delhi with a copy to Ministry of Shipping, New Delhi for information, during September, 2007 for publishing in the website called Centralized Public Grievances Redress and Monitoring System (CPGRMS). The Portal also facilitates to receive Grievances lodged online through internet by the citizens from any geographical locations. In addition to the above, Chairman and Deputy Chairman are also sparing time in week days for redressing the grievances of persons expeditiously. Apart from meeting Chairman and Deputy Chairman, the employees and Port User meet all Heads of Department to redress their grievances pertaining to concerned Department.

10. CSR ACTIVITIES

Ministry of Shipping issued guidelines vide letter No. PD-25021/10/2011-PD-II dated: 2.12.2011 on Corporate Social Responsibility (CSR) for Major Ports to identify CSR activities for every financial year within the allotted budget and time limits prescribed for the implementation of schemes according to the guidelines. Subsequently, Ministry of Shipping also forwarded another letter No. CD-11020/4/2013-Coord dated 14/06/2013 enclosing new guidelines on CSR and sustainability for Central Public Sector Enterprises issued by the Department of Public Enterprises vide their OM dated 12/04/2013. Further, Ministry of Shipping also forwarded new guidelines on CSR and sustainability for Central Public Sector Enterprises with effect from 1.4.2014 in reference No.CD-11053/5/2014-Coord dated:29.10.2014.



The Port had made financial assistance to various agencies like District Administration, Thoothukudi City Municipal Corporation, NGOs and other Agencies for executing various social development works in and around Tuticorin under CSR Scheme.

CORPORATE SOCIAL RESPONSIBILITY (ALLOCATION AND EXPENDITURE)

Rs. in Lakhs			
Sl.No	Details	2015-16	2016-17
1	Budget Allocation made	321.08	206.79
2	Balance B/fd from previous year	52.03	345.03
3	TOTAL (1+2)	373.13	551.82
4	Less: Expenditure incurred	28.08	146.62
5	Balance C/fd (3-4)	345.03	405.20





V.O.CHIDAMBARANAR PORT TRUST



PART - II

TRAFFIC AND FINANCIAL PERFORMANCE OF THE PORT

1. BOARD OF TRUSTEES AND BOARD MEETINGS

V.O.Chidambaranar Port Trust is a body corporate administered by Board of Trustees constituted under Chapter II Section 3(1) of the Major Port Trusts Act 1963 by the Central Government. The Board consists of Chairman, Deputy Chairman and Seventeen Trustees and functions under the administrative control of the Ministry of Shipping, Government of India.

- 1.1 Shri S.Anantha Chandra Bose was appointed as Chairman from 16.09.2013.
- 1.2 Seven Board Meetings:- Six Ordinary Meetings and One Special meeting of the Board of Trustees were conducted during the Financial year 2016-17.

2. REPORT ON TRAFFIC PERFORMANCE

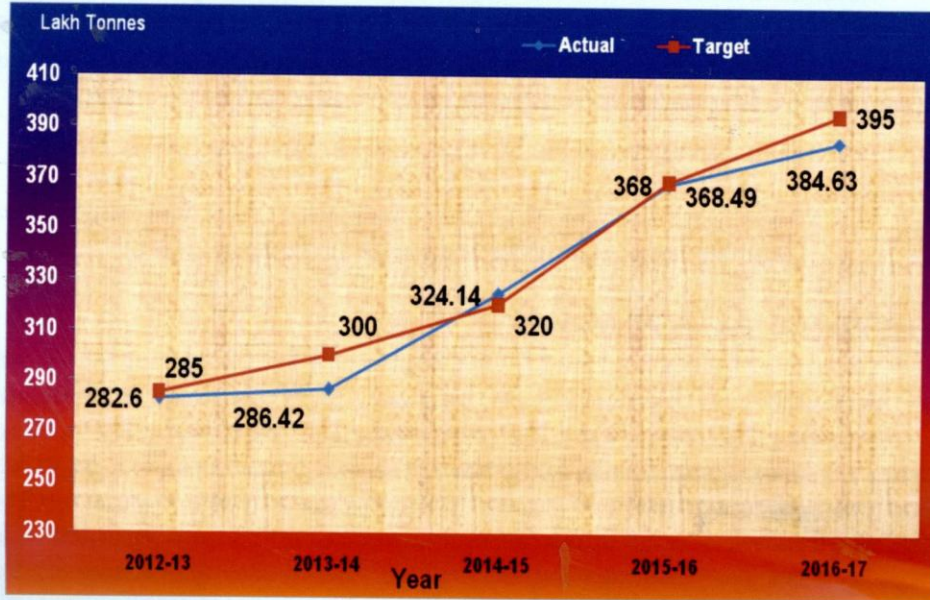
During the Financial Year 2016-17, V.O.Chidambaranar Port handled an all time record cargo Traffic of 384.63 Lakh tonnes surpassing the previous year's achievement of 368.49 Lakh tonnes registering an increase of 4.38%. Compared with the target 395.00 lakh tonnes set by the Ministry, this performance is down by 2.63%. The Port handled a record throughput of 6,42,103 TEUs in the year 2016-17 and compared with the previous year's container traffic at 6,11,714 TEUs, there is an increase of 4.97%. This performance compared with the target of 6,24,000 TEUs is higher by 2.90%. The Imports accounted for 279.97 lakh tonnes registering an increase of 2.3% and Exports accounted for 104.66 lakh tonnes registering an increase of 10.38% compared with the previous year V.O. Chidambaranar Port is one among the positive growth ports in cargo traffic and has the 7th highest growth percentage amongst all the Major Ports in India.

2.1 Traffic at a glance:

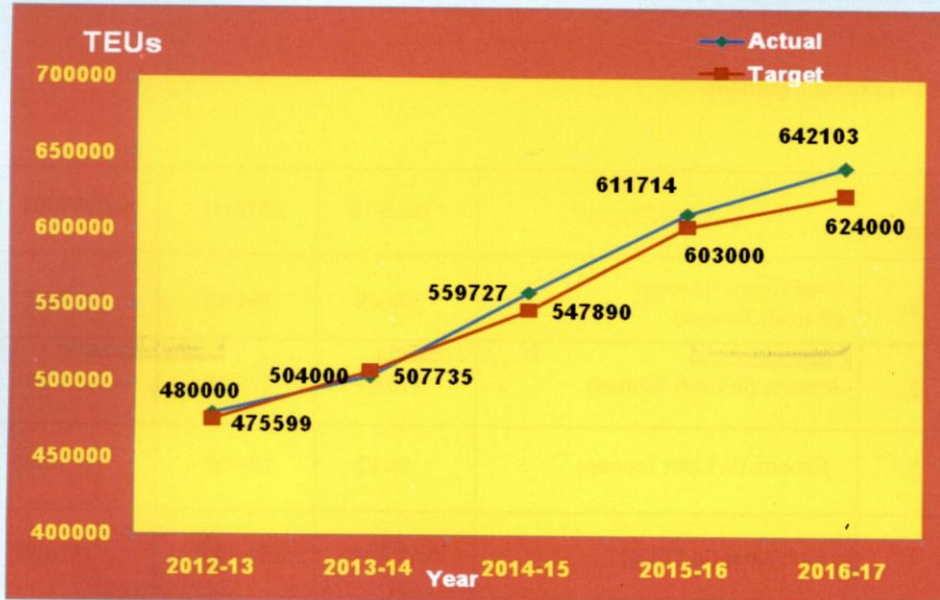
Sl No.	DESCRIPTION	2015-16	2016-17	% VARIATION
1.	Total Cargo Handled (In Lakh Tonnes)	368.49	384.63	(+) 4.38
2.	Imports (In Lakh Tonnes)	273.67	279.97	(+) 2.30
3.	Exports (In Lakh Tonnes)	94.82	104.66	(+) 10.38
4.	Container (In TEUs)	6,11,714	6,42,103	(+) 4.97



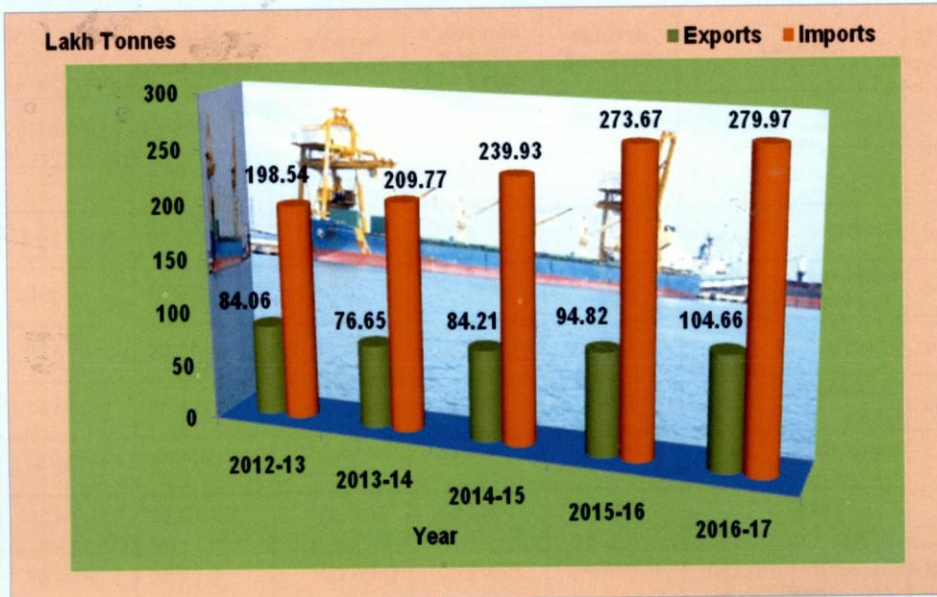
2.2 Traffic Performance from 2012-13 to 2016-2017




2.3 Container Traffic from 2012-13 to 2016-2017



2.4 Import / Exports from 2012-13 to 2016-17



2.5 Ships Handled from 2012-13 to 2016-17



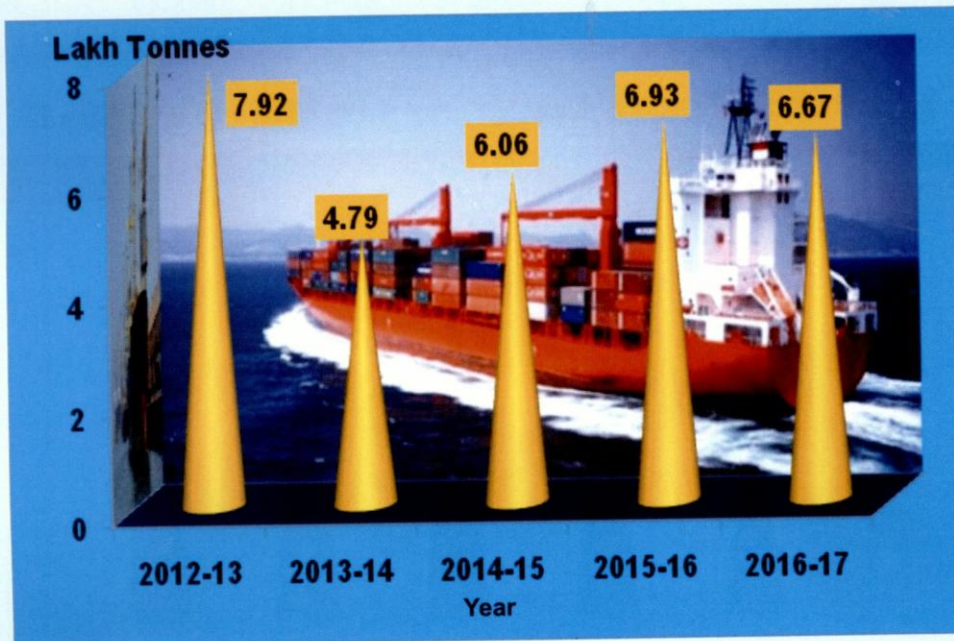
A growth rate of 4.38 % was achieved than the previous year due to handling of higher volume of Fertilizer (6.04 Lakh Tonnes (+) 21.04 %), Fertilizer Raw Material (Dry) 10.37 Lakh Tonnes (+) 2.47 %, Containerized cargo (129.91 Lakh Tonnes (+) 4.87 %), and General cargo (123.40 Lakh Tonnes (+) 15.54 %). Due to handling less Volume of Petroleum products (6.67 Lakh Tonnes (-) 3.75 %), Thermal Coal (108.24 Lakh Tonnes (-) 5.80 %)

A decrease of 2.63 % in Traffic in the Ministry's target of 395.00 Lakh tonnes was due to handling of less volume of Petroleum products (6.67 Lakh Tonnes (-) 4.71 %), Fertilizer Raw Material (Dry) 10.37 Lakh Tonnes (-) 5.73 % and Thermal coal 108.24 lakh Tonnes (-) 17.06 %).

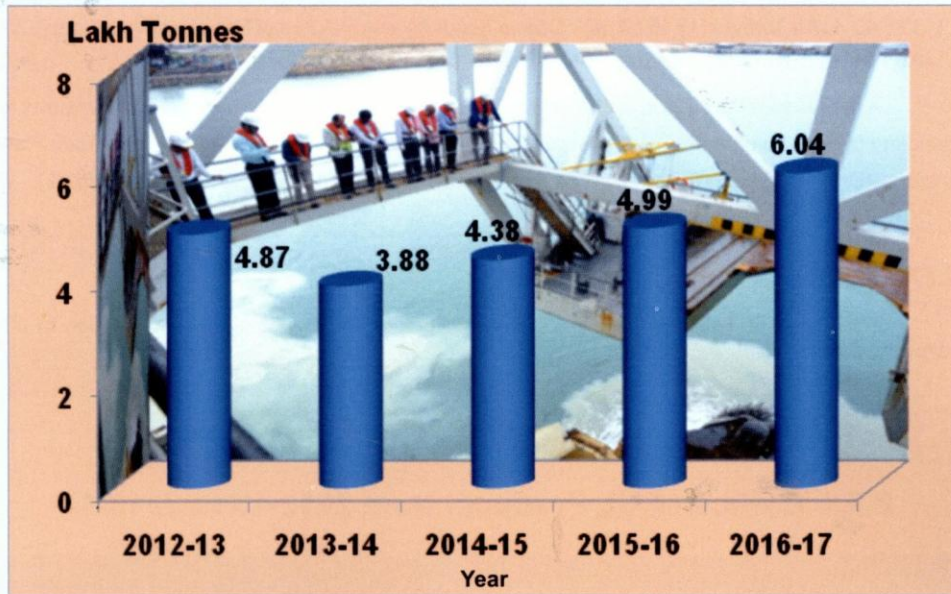
2.7 Traffic Trend

The Trend of Traffic of the Principal Commodities for the past 5 years is given in the following Charts:-

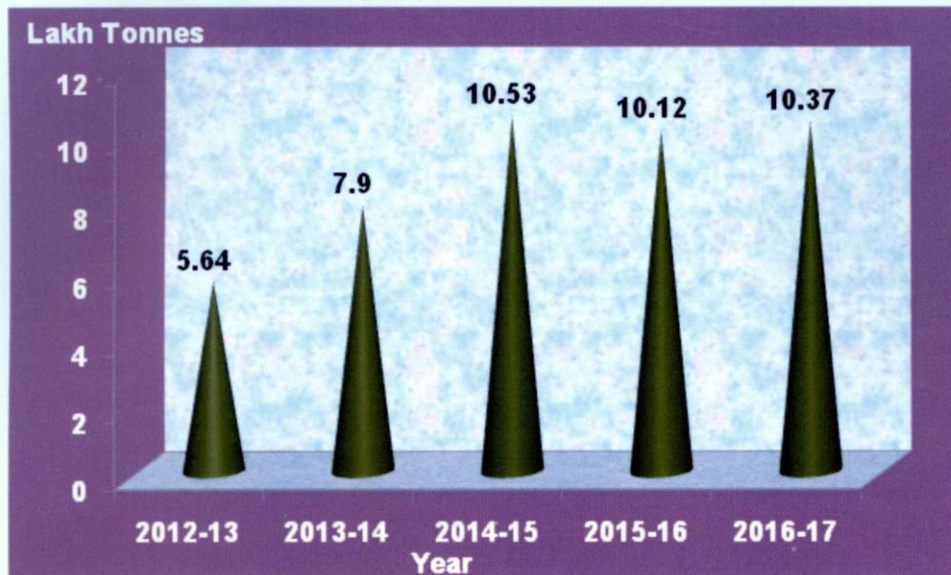
2.7.1 Traffic in POL Products from 2012-13 to 2016-17



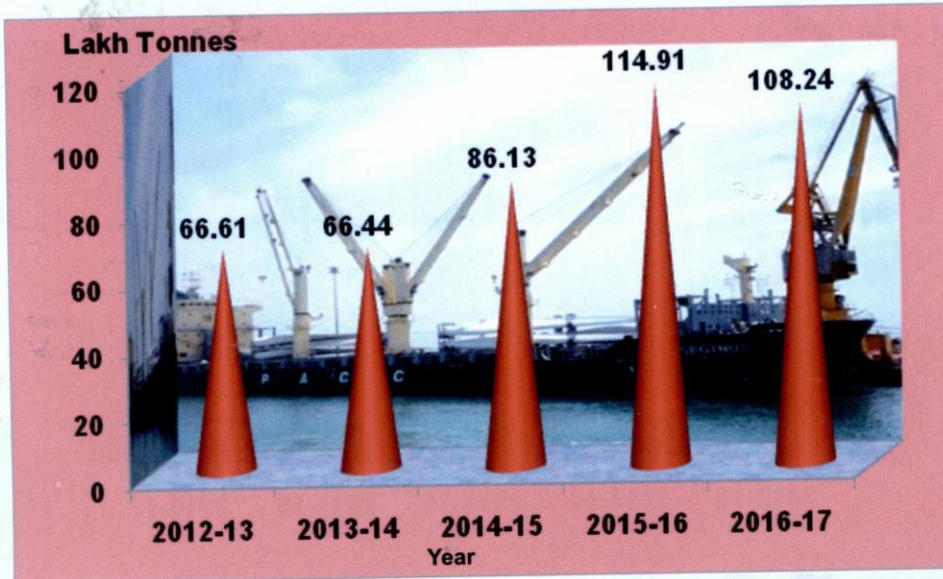
2.7.2 Traffic in Fertilizer from 2012-13 to 2016-17



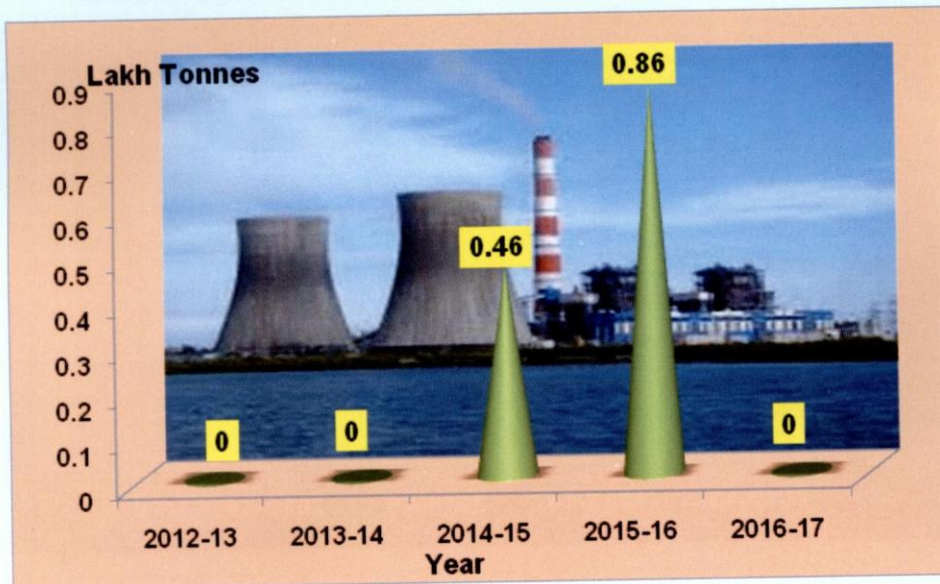
2.7.3 Traffic in Fertilizer Raw Material from 2012 - 13 to 2016 - 17



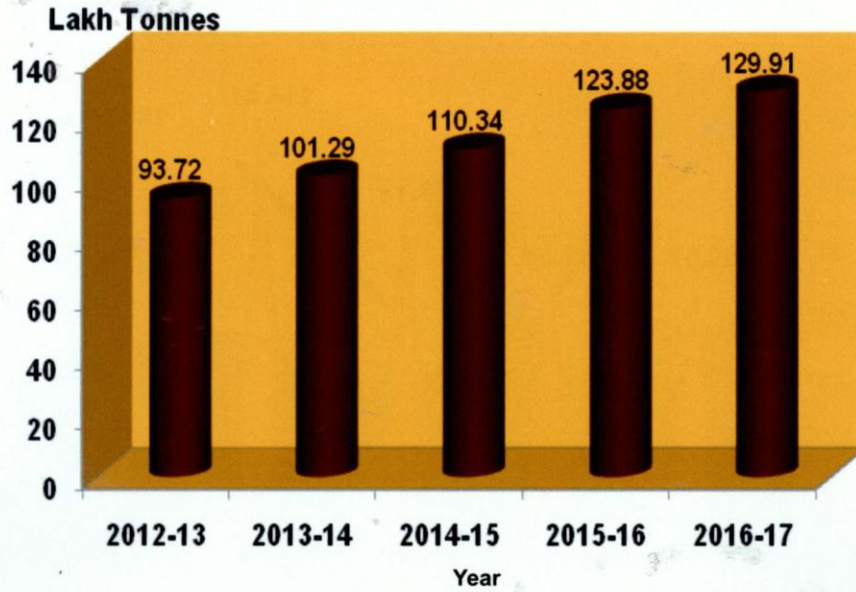
2.7.4 Traffic in Thermal Coal from 2012-13 to 2016-17



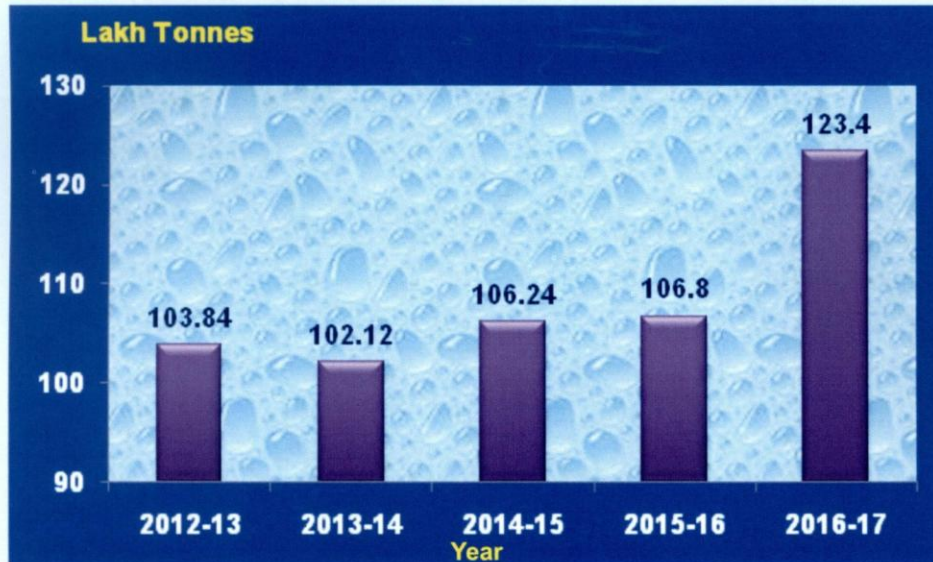
2.7.5 Traffic in Iron Ore from 2012-13 to 2016-17



2.7.6 Traffic in Container from 2012-13 to 2016-17



2.7.7 Traffic in other Cargo from 2012-13 to 2016-17

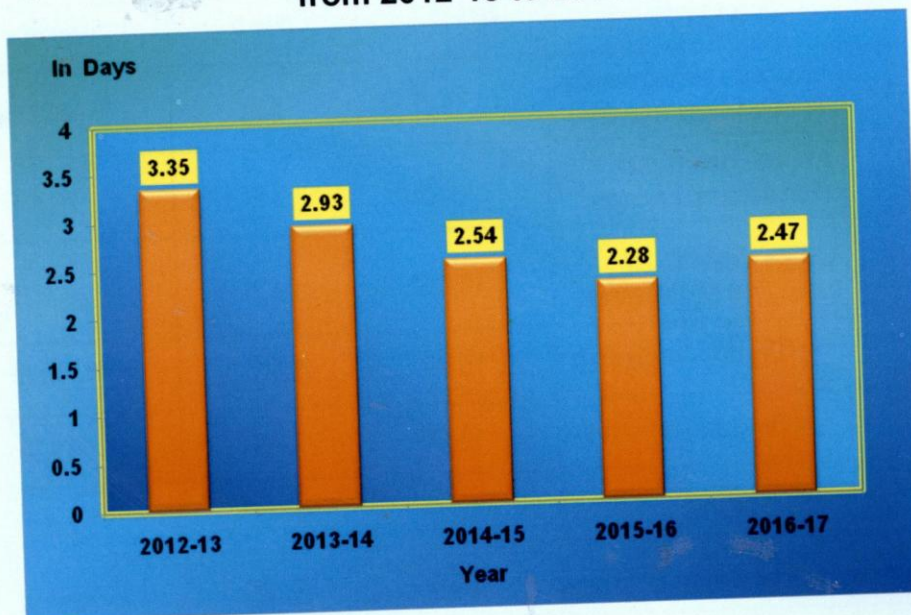


2.8 Performance Indicators:-


SI.No.	DESCRIPTION	2015-16	2016-17	% VARIATION
1	Average pre-berthing detention Time (Port Account) (in days)	0.27	0.37	(+) 37.04
2	Average Turn - Round time (Port Account) (In days)	2.28	2.47	(+) 8.33
3	Average ship berth day output (Over all) (In Tonnes)	10,239	10,456	(+) 2.12
	a) Dry Bulk Mechanized	13,187	15,587	(+) 18.20
	b) Dry Bulk Conventional	10,331	9,362	(-) 9.38
	c) Liquid Bulk	3,829	3,706	(-) 3.21
	d) Break Bulk	2,113	2,147	(+)1.61
	e) Containers	21,018	24,163	(+) 14.96
4	Berth Occupancy (in %)	70.07	73.26	(+) 4.55
5	Gang shift output (In Tonnes)	423.39	420.47	(-) 0.69
6	Average Parcel Size (In Tonnes)	23,834	23,466	(-)1.54



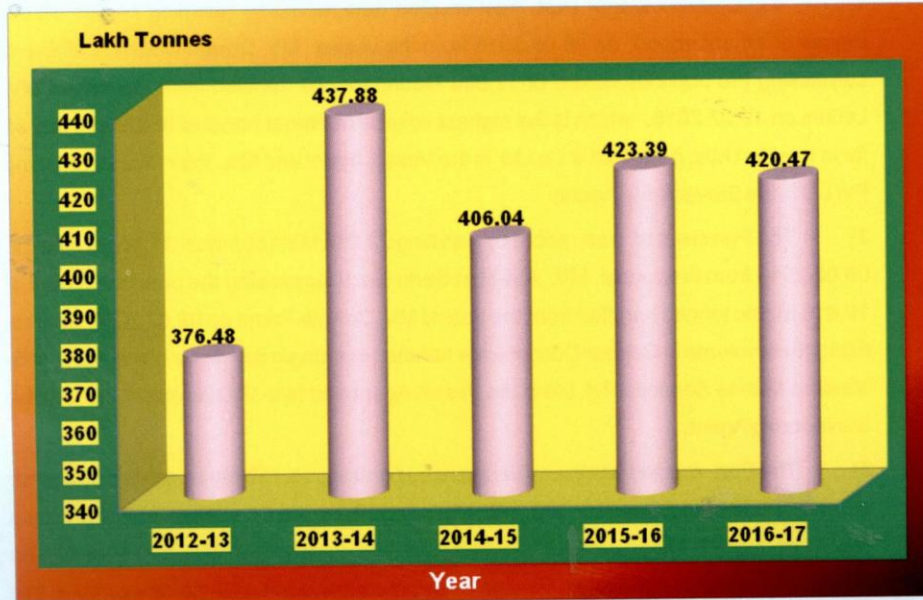
2.8.1 Average Turn - round Time (Port A/C) from 2012-13 to 2016-17



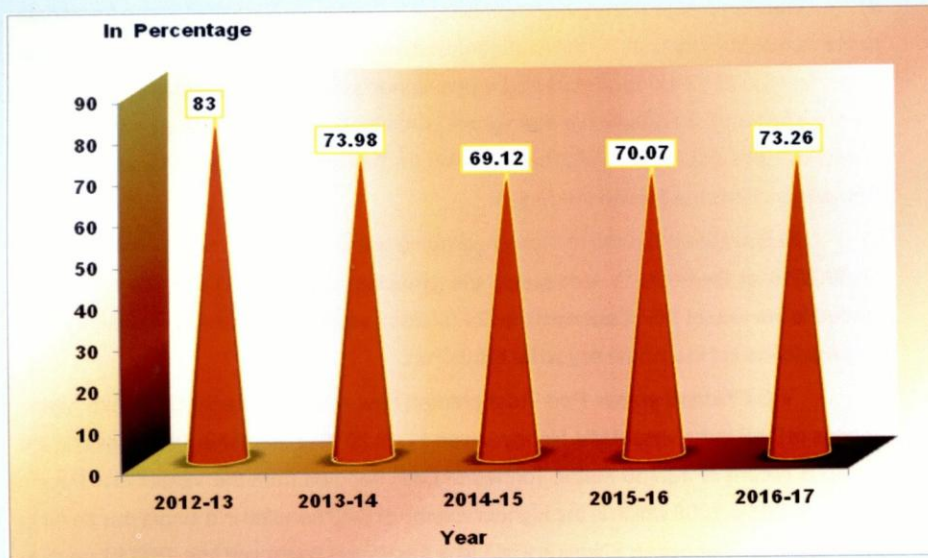
2.8.2 Average Ship Berth - day out put from 2012-13 to 2016-17



2.8.3 Average Gang Shift Output from 2012-13 to 2016-17



2.8.4 Percentage of Berth Occupancy from 2012-13 to 2016-17



2.9 Record Performance:

1. V.O.Chidambaranar Port Trust created new record by handling 14,590 Metric tonnes of Wheat import on 05.08.2016 from the vessel MV. Dream Ocean at VI Berth surpassing the previous record of 12,000 Metric tonnes handled from the vessel MV. Lefkes on 10.07.2015. which is the highest volume of Wheat handled in a single day so far in this Port M/s. Aspinwall & Co Ltd is the Vessel Agent and M/s. Inter Ocean Shipping Pvt Ltd is the Stevedoring Agent.
- 2) The Port created new record by handling 22,055 Metric tonnes of Copper slag on 09.08.2016 from the vessel MV. Ata-M at Berth No. II surpassing the previous record of 10,815 Metric tonnes handled from the vessel MV. Oriente Prime on 08.07.2007 which is the highest volume in Copper Concentrate handled in a single day so far in this Port. M/s. Navship Marine Services Pvt. Ltd is the Vessel Agent and M/s. Villavarayar & Sons is the Stevedoring Agent.
- 3) The Port created another new record by handling 15,735 Metric tonnes of sulphur on 18.08.2016 from the vessel MV. Ken Moonys at Berth No.IV surpassing the previous record of 12,157 Metric tonnes handled from the vessel MV. Maratha Prestige on 07.09.2011 which is the highest volume of sulphur handled in a single day so far in this Port. M/s. Seatrans Shipmanagement Services Pvt. Ltd is the Vessel Agent and M/s. Diamond Shipping Agencies Pvt. Ltd is the Stevedoring Agent.
- 4) The Port created new record by loading 43,510 Metric Tonnes of Stone Aggregate to the vessel MV.Thetis at Berth No. III (berthed on 14.09.2016) surpassing the previous record of 40,000 Metric Tonnes of Aggregate stone loaded to the vessel MV. Capt Nazih (berthed on 23.02.2015) which is the highest parcel size of Aggregate stone so far loaded in the Port. M/s. Navship Marine Services Pvt Ltd, Tuticorin is the Vessel Agent and M/s. Shiva Agencies is the Stevedoring Agent.
- 5) 20,900 Metric Tonnes of Stone Aggregate was loaded to the vessel MV.Thetis on 16.09.2016 at Berth No.III surpassing the previous record of 13,053 Metric Tonnes loaded to the vessel MV. Capt Nazih on 24.02.2015 which is the highest volume of stone aggregate loaded in a single day so far in this Port.
- 6) V.O.Chidambaranar Port Trust created new record by handling 14,385 Metric Tonnes of DAP in the vessel MV. Hongyuan on 11.09.2016 at Berth No. IX surpassing the previous record of 13,756 Metric Tonnes of DAP handled from the vessel MV. Pacific Future on 06.06.2008 which is the highest volume of DAP handled in a single day so far in this Port. M/s. Interocean Shipping Pvt. Ltd is the Vessel Agent and M/s. PSTS Logistics



Pvt. Ltd is the Stevedoring Agent.

7) The Port created another new record by handling 33,760 Metric Tonnes of Coal on 29.09.2016 from the vessel MV. Js Sanaga at NCB I surpassing the previous record of 30,180 Metric Tonnes of Coal handled from the vessel MV. Astra Perseus on 27.02.2016 which is the highest volume of Coal handled in a single day so far in this Port at NCB I. M/s. Sical Logistics Pvt. Ltd is the Vessel Agent and M/s. TRF Ltd., is the Stevedoring Agent.

8) During the month of October 2016, the Port created new record by loading 22,228 Metric Tonnes of Ilmenite Sand to the vessel MV. Aiantas (berthed on 25.10.2016) surpassing the previous record of 18,741 Metric Tonnes of Ilmenite Sand loaded to the vessel MV. Falcon Trader II (berthed on 16.12.2011) which is the highest quantity of Ilmenite Sand so far loaded in the Port. M/s. Raja Agencies, Tuticorin is the Vessel Agent as well as Stevedore Agent.

9) During March, 2017 the Port handled 62,863 TEUs of Containers surpassing the previous highest performance of 61,623 TEUs of containers handled during March, 2016 which is the highest ever number of TEUs handled by the Container Terminal in a single month so far at this Port.

10) The Port handled record quantum of 35,656 Metric Tonnes of Thermal Coal at NCB I from the vessel MV. Tenten (berthed on 30.10.2016) outshining the previous record of 33,760 Metric Tonnes of Thermal Coal handled from the vessel MV. JS Sanaga (berthed on 29.09.2016). M/s. Seatrans Ship Management Services (Pvt) Ltd is the Steamer Agent and M/s. SICAL Logistics Ltd is the Stevedore Agent.

11) The Port handled 384.63 lakh tonnes of Cargoes during the current financial year ended March, 2017 surpassing the previous highest performance of 368.49 lakh tonnes of Cargo handled during the corresponding period of last year which is the highest ever tonnage handled in a year so far at this Port.

12) The Port handled 6,42,103 TEUs of container during the current financial year upto March, 2017 surpassing the previous year highest performance of 6,11,714 TEUs handled during the corresponding period of last year which is the highest ever TEUs handled in a year so far at this Port.



3. REPORT ON FINANCIAL PERFORMANCE

3.1. Highlights

The Financial Position of the V.O.Chidambaranar Port for the last two years is given below:-

(Rupees in Crores)

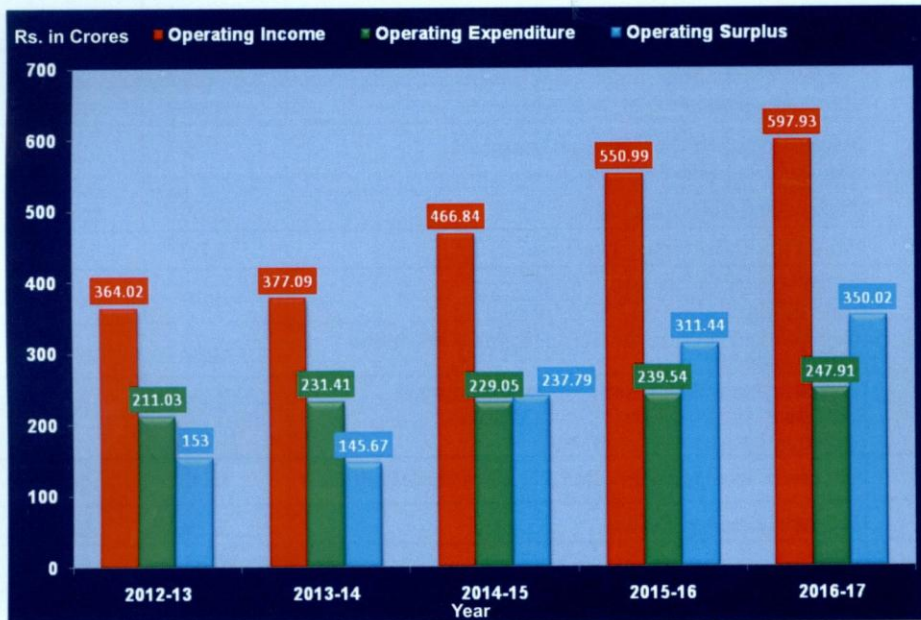
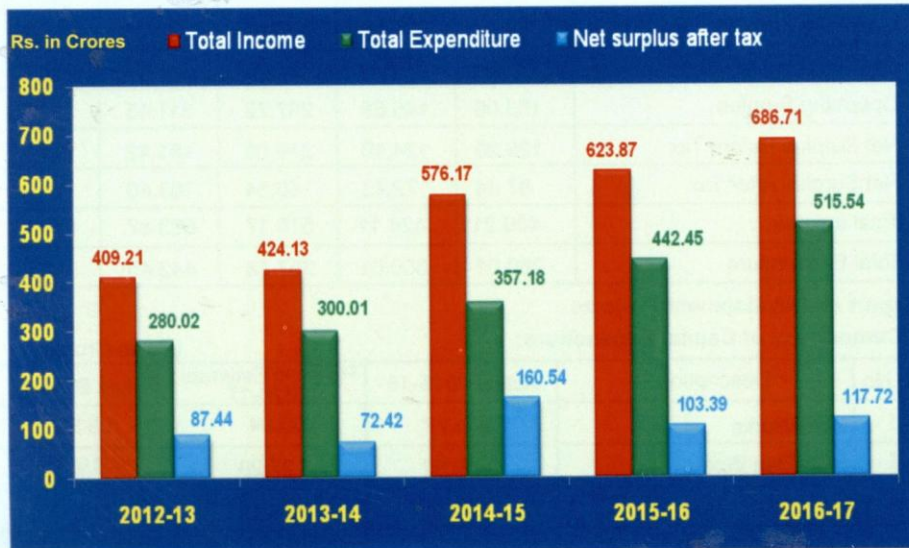
Sl. No	Description	2016-17	2015-16
1	Operating Income	597.93	550.99
2	Operating Expenditure	247.91	239.54
3	Operating Surplus (1-2)	350.02	311.45
4	Add : Finance & Miscellaneous Income	88.78	72.88
5	Less : Finance & Miscellaneous Expenditure	267.63	202.91
6	Net Surplus before tax (3+4-5)	171.17	181.42
7	Less : Tax	53.45	78.02
8	Net Surplus after Tax	117.72	103.40

3.2 Financial Performance for the year 2016-17 and 2015-16

- Income :** The Operating Income was Rs.597.93 Cr as compared to Rs.550.99 Cr. in the previous year. The Finance & Miscellaneous income was Rs.88.78 Cr as against Rs.72.88 Cr. in the previous year.
- Expenditure :** The Operating expenditure was Rs.247.91 Cr as compared to Rs.239.54 Cr in the previous year. The Finance & Miscellaneous Expenditure was Rs.267.63 Cr as against Rs.202.91 Cr in the previous year.
- Working Results :** The gross operating receipt was Rs.350.02 Cr as compared to Rs.311.45 Cr in the previous year. After adjusting Finance & Miscellaneous Expenditure the net surplus before tax was Rs.171.17 Cr as against Rs.181.42 Cr in the previous year.
- After providing for Rs.14.68 Cr as Deferred Tax Liability and Rs.38.77 Cr as provision for Income Tax the Net Surplus after Tax was Rs.117.72 Cr in the current year and after providing for Rs.33.52 Cr as Deferred Tax Liability and Rs.44.50 Cr as provision for Income Tax the Net Surplus after Tax was Rs.103.40 Cr in the previous year. The remaining funds along with appropriation from reserves were utilized for contributions to earmarked funds and reserves.
- Capital Expenditure :** Capital Expenditure on developmental Schemes was Rs.115.74 Cr. Out of this Rs.95.89 Cr. is towards Capital Plan Schemes and Rs.19.85 Cr. is towards Capital Non-Plan Schemes. The total capital expenditure was met from Port's own resources.



3.3 Financial performance from 2012-13 to 2016-17 (Port & CHD)



(Port & CHD)

(Rs. in Crores)

Year	2012-13	2013-14	2014-15	2015-16	2016-17
Operating Income	364.02	377.09	466.84	550.99	597.93
Operating Expenditure	211.02	231.41	229.05	239.54	247.91
Operating Surplus	153.00	145.68	237.79	311.45	350.02
Net Surplus Before Tax	129.20	124.10	219.00	181.42	171.17
Net Surplus After Tax	87.44	72.42	160.54	103.40	117.72
Total Income	409.21	424.11	576.17	623.87	686.71
Total Expenditure	280.01	300.01	357.18	442.45	515.54

4.Report on Development Projects**4.1 Comparison of Capital Expenditure:**

(Rs. in Crores)

Sl.No	Description	Actual 2015-16	Revised Estimate 2016-17	Actual 2016-17
1	Plan Works	411.77	96.84	95.89
2	Non-Plan Works	19.52	27.29	19.85
3	Total	431.29	124.13	115.74

4.2 Capital Expenditure:

(Rs. in Crores)

Sl. No	Name of work	R.E 2016 - 17	Actuals 2016-17
A	PLAN SCHEMES:		
1	Structural Up gradation of Coal Jetty	1.00	0.20
2	Providing Railway Track between Marshalling Yard and Hare Island	25.00	29.98
3	Construction of Coastal Cargo Berth	25.00	27.69
4	Truck Parking Terminal – Sagarmala	15.00	16.85
5	Upgradation of Port Electricity system (Conversion of HT and LT line Phase III)	1.00	0.00
6	Resurfacing, Widening and Strengthening of side berms of Port Roads	8.67	7.42
7	Providing Power Supply arrangement and Shallow Draft Berth and centralized HD Sub station at reclaimed back up area of 09 th berth	2.39	1.53
8	On Shore power supply at Berth No.1 & IV and additional Berth V & VI	0.00	1.93
9	Integrated Drainage System	4.78	2.24
10	Other	15.00	8.05
	Total Expenditure (A)	96.84	95.89
B	NON-PLAN	27.29	19.85
	Grand Total (A + B)	124.13	115.74



4.3 CIVIL ENGINEERING DEPARTMENT

4.3.1. CAPITAL PLAN WORKS

A) PPP PROJECTS IN PROGRESS

I) Construction of North Cargo Berth No - II

★ Estimated Cost of Project	:	Rs. 332.16 Crore
★ Capacity	:	7.00 MTPA
★ Period of Concession	:	30 years
★ Letter of Award issued	:	12.08.2010
★ Concession Agreement signed	:	11.09.2010
★ Gross Revenue Share	:	52.17%
★ Name of Concessionaire	:	M/s. Tuticorin Coal Terminal Pvt. Ltd, Mumbai
★ Date of Award of Concession	:	01.03.2012
★ Scheduled date of completion	:	28.02.2014

Status:-

- The Concession Agreement (CA) was signed with M/s.TCTPL (the SPV formed by ABG-LDA) on 11.09.2010.
- M/s.TCTPL commenced the Berth construction work on 01.03.2012 with scheduled date of completion as 28.02.2014. As on 28.02.2014, M/s.TCTPL completed about 90% of civil construction works.
- Joint Secretary (Ports) convened a meeting on 28.09.2016 with Chairman, Chief Engineer and TCTPL representative. M/s. TCTPL informed to commence the Interim Operation (provisional COD) before 25.12.2016.
- VOC Port granted extension of time up to 25.12.2016 without LD to complete the Project.
- As the agency has not started the interim operation within the period of COD, Port has issued consultation notice on 26.12.2016
- A meeting held with lenders on 23.01.2017 during which the lenders have confirmed their sanction for additional funding.
- Preliminary works started for Interim operation which is expected to commence by 31.12.2017.



ii) Construction of Shallow Draught Berth for handling general cargo on Design Build Finance Operate and Transfer basis (DBFOT) Basis

• Estimated Cost of Project	:	Rs.123.35 Crores
• Capacity	:	2.41 MTPA
• Period of Concession	:	30 years
• Letter of Award	:	Not Issued

Status:-

- ♦ RFQ application opened on 27.09.2016. Two applicants submitted the RFQ application.
- ♦ IPA team has evaluated the RFQ and both bidders were not qualified.
- ♦ Hence Retender was called on 05.11.2016. Tender opened on 29.11.2016 and 2 bids received.
- ♦ Tender evaluation report received from IPA on 06.12.2016. As per the evaluation report clarifications were received from one of the bidders and submitted to IPA on 16.12.2016 for further evaluation of RFP. The revised evaluation report received from IPA on 28.12.2016.
- ♦ SFC meeting was held on 04.10.2016 and minutes received with approval for the proposal on 26.10.2016. SFC approval received from the Ministry on 11.01.2017.
- ♦ Letter sent to Ministry on 30.11.2016 for the Security Clearance. Reminder sent to Ministry on 19.12.2016. Security clearance obtained on 20.02.2017.
- ♦ Board Agenda is placed in the board meeting was held on 03.02.2017 for issue of RFP to the single pre qualified bidder.
- ♦ Issue of RFP is intimated to the qualified party on 31.01.2017.
Schedule date of submission is extended upto 21.02.2017
- ♦ Single qualified bidder M/s. South India Corporation Pvt.Ltd and M/s. Chettinad International Coal Terminal Pvt. Ltd. (Consortium) have quoted revenue share of 12.60% which is very low. Hence the tender was discharged with approval of the Board. Hence, letter of award not issued.



iii) Construction of Shallow Draught Berth for handling Construction materials on Design, Build, Finance, Operate and Transfer Basis (DBFOT)

- Estimated Cost of Project : Rs.67.37 Crores
- Capacity : 2.00 MTPA
- Period of Concession : 30 years
- Letter of Award : 20.02.2017

Status:-

- ♦ RFQ application opened on 10.06.2010, IPA team has evaluated the RFQ and pre-qualified two bidders.
- ♦ SFC meeting was held on 10.11.2010 and approval received from the Ministry on 26.11.2010
- ♦ Security Clearance was obtained on 02.07.2012
- ♦ RFP opened on 06.07.2012.
- ♦ M/s. Indian Port Terminals, Tuticorin quoted 36.01% which is the highest revenue share.
- ♦ Board approved to issue the Letter of Intent to M/s. Indian Port Terminals on 03.02.2017.
- ♦ Letter of Award issued on 20.02.2017 to M/s. Indian Port Terminals, Tuticorin.

iv) Construction of North Cargo Berth–III

- Estimated Cost of Project : Rs. 586.89 Crores
- Capacity : 10.22 MTPA
- Period of Concession : 30 years
- Letter of construction of berth : 17.03.2017

Status:-

- Ministry of Shipping communicated on 17.01.2017 to execute the work on EPC mode instead of PPP mode.
- Based on the Ministry direction, Port entrusted to IITM Chennai for preparation of estimate & design for NCB-III (Berth Construction only)
- Work order issued to IITM Chennai on 30.01.2017
- NIT was floated on 15.02.2017 & the scheduled date of opening on 08.03.2017
- LOI issued to M/s Srishaila- Unison (JV) on 17.03.2017
- Berth Construction work in progress.



4.4 MECHANICAL & ELECTRICAL ENGINEERING PROJECTS

A-PLAN WORKS / PPP PROJECTS

1. Deployment of Additional HMC at Berth NO.III & IV

M/s.Imcola Crane Company Pvt. Ltd signed MOU with the Port on 06.03.2017 for issuing LOI on or before 31.03.2017 for deployment of HMC as per the existing Concession Agreement. M/s.Imcola Crane Company Pvt. Ltd. issued LOI to M/s. Liebherr crane for procurement of one HMC on 31.03.2017. The cranes are expected to arrive at VOCPT by November 2017.

2. Mechanization of cargo evacuation from 9th berth to coal yard on licence basis for 10 years period under revenue share model.

Work completed on 21.09.2016.

3. Supply, installation and commissioning and Maintenance of 400 KW solar power plant at VOCPT for the period of 10 years on Power Purchase Scheme:-

Work completed on 29.11.2016.

4. Providing Solar Power plant of 5 MW Capacity

MOU has been signed between SECI., New Delhi and VOCPT on 24.08.2016. SECI had furnished the time line for the project on 25.11.2016. Since no action was taken by SECI, D.O. letters was sent to SECI on 27.12.2016, 09.01.2017, 14.02.2017, 16.03.2017 and 27.04.2017, to inform the action taken on the tendering of the project. In response SECI, has replied on 07.07.2017 that they are ready to provide PMC service to the proposed 2MW solar project and also requested to place the work order and also SECI vide their e-mail dt.08.07.2017 confirmed that they are ready to take up the 5MW projects immediately as per the MOU between SECI & VOCPT as they have surpassed some administrative hurdles.

VOCPT proposed to install 5MW Solar power plant by Port's investment under PMC service of SECI at an estimated cost of Rs.21 Crores.

5. COMMITTEES:

5.1 Land Allotment Committee:

V.O. Chidambaranar Port Trust constituted the Land Allotment Committee as per the Land Policy for Major Ports -2014. The Committee is headed by the Deputy Chairman, as Chairman of the Committee with Traffic Manager, Chief Engineer and FA & CAO as members. The Committee examines the requests received from Port Users and Stake Holders and give their recommendations for allotment of Land and related issues and submit to the Competent Authority for approval as per land policy guidelines.



5.2 Investment Committee

All investment proposals for Board's approval with project cost more than Rs. 10.00 Crores are submitted with the recommendation of standing Committee headed by Chairman and other members of the Committee being Dy. Chairman, Chief Engineer, The Head of the Project and Financial Adviser & Chief Accounts Officer as per Ministry of Shipping letter dt. 11.02.2015 of Delegation of enhanced powers to Major Ports.

5.3 Safety Committee

27 members and 10 Special invitees constitute the Safety Committee. This committee is formed by the Officials of DGFASLI, Port Officials, Heads of vital installation in the Port, BOT operators, Representatives of all the trade unions of Port and Cargo Handling Division, Tuticorin Stevedores Association, Tuticorin Customs Brokers Association, Lorry Owners Association and City Lorry Booking Agents Association are the members in the committee. This Committee meets once in three months. The safety issues related to dock work are deliberated and suitable actions are taken.

5.4 Port Facility Security Advisory Committee (PFSAC)

In Compliance to the International Ship and Port facility Security code (ISPS Code), as a part of Safety Of Life At Sea (SOLAS) 1974, a Committee consisting of various stake holders and Government Agencies has been constituted. The committee carries out security assessment, ensures early and efficient data collection including exchange of security related information. The objectives of the International Ship and Port facility Security code (ISPS code) are :-

- * To establish an International framework involving co-operation between contracting Governments, Government agencies, Local administrations and the shipping and port industries to detect security threats and take preventive measures against security incidents affecting ships or port facilities used in international trade.
- * To establish respective roles and responsibilities of the Contracting Governments, Government agencies, Local administrations and the shipping and port industries at the national and international level for ensuring maritime security.
- * To ensure early and efficient collection and exchange of security –related information.
- * To provide a methodology for security assessments so as to have in place procedures to react to change security levels and to ensure confidence that adequate and proportionate maritime security measures are in place.
- * As a part of achieving the objective of ISPS code, the Vessel Traffic Management System (VTMS)



has been installed and made operational from 15.03.2014 and also Radiological detection equipments have been installed at various entries / exit gates and are operational from 31.07.2015

As per the Port facility Security Plan (PFSP) the security committee comprises of following members:-

Hheads of Department	Intelligence Bureau
Central Industrial Security Force	Mercantile Marine Department
Indian Navy	Custom
Indian Coast Guard Station	Port Users
Police Labour Trustees	

The Port Facility Security Advisory Committee (PFSAC) is convened once in three months. The committee is to monitor and review the effectiveness of the Port Security and Co-ordinate all Security activities and Advise the Port Facility Security Officer (PFSO) in this regard for making changes on need basis in the Security procedures.

6 MAN POWER

Staff Details :

Sl. No	Particulars	Unit	2014-15	2015-16			2016-17		
				Port	CHD	Total	Port	CHD	Total
1	Strength of Staff (No departmental shore labour)	in Nos.	1494	700	651	1351	572	435	1007
2	Salaries & Wages	Rs.in crores	122.39	60.82	52.20	113.03	54.06	47.00	101.06
3	Productivity linked reward	Rs.in crores	0.96	0.86	0.47	1.33	1.73	1.36	3.09
4	Pensioners	in Nos.	3188	1,937	1255	3,192	2,096	1,422	3,518
5	Pension payments	Rs.in crores	45.54	43.04	18.96	62.00	41.16	18.44	59.60
6	Gratuity Payments	Rs.in crores	13.54	8.25	7.00	15.26	14.30	20.77	35.07



7. TRAINING

Training	Port & CHD	Total
Inhouse	13	13
Outstation	19	19
Foreign	3	3
Total	35	35

8. IMPLEMENTATION OF OFFICIAL LANGUAGE POLICY AND PROGRAMMES

As per the instructions of Government of India, Ministry of Home Affairs & Ministry of Shipping, Official Language Policy and Programmes are implemented in all respects. Action also taken to implement the Sec. 3(3) of Official Language Act, 1963 and Rule 5 of Official Language Rules, 1976. Regulations, various reports related to implementation of Official Language Policy are prepared regularly in Hindi and English and sent to Ministries concerned.

Two day Hindi Workshop was organized in each quarter regularly for the benefit of the Port Officers and Employees. Employees were trained to do the Hindi Typing on computer during the One Day Hindi Typing Workshop organized on 26.05.2016. One Day Official Language Seminar was organized on 25.05.2016 exclusively for the Representatives of the Union. Shri Sunil Kumar, Joint Director (O.L) along with Shri Kamal Swaroop, Sr.Hindi Translator, from Ministry of Shipping visited V.O.Chidambaranar Port Trust on 21.06.2016 and carried out inspection of the Official Language Section.

Hindi Day was celebrated in a grand and successful manner on 21.10.2016. DIG Navdeep Raj, Commanding Officer, Indian Coast Guard Station, Tuticorin was the Chief Guest. Shri S. Anantha Chandra Bose, Chairman, Port Trust presided over the function and Shri S. Natarajan, Dy.Chairman, Port Trust attended the Celebration as Guest of Honour. Smt. Renuka Raj, distributed prizes for successful competitors of various competitions, conducted in connection with the Hindi Day Celebrations. Various Cultural Programmes in Hindi were also organized during the occasion.



9. PORT SAFETY

There were seven major accidents in the year 2016-17 wherein two were fatal and other five were Reportable Non Fatal accidents. Seven Minor accidents occurred with minor injuries and reported as non reportable accidents. All the accidents are investigated and preventive action is taken. Safety training was conducted to the Stevedore Supervisors, the operators, cleaners and drivers engaged in the Port. All private cargo handling equipments are inspected before they are deployed. Port supply PPEs to the Port and Cargo Handling Division Employees. Stevedores supply PPEs to the private workers engaged by them and the same is monitored.

10. PORT FIRE SERVICE

At present the Port Fire Service has a strength of 28 fully trained personnel. They are engaged in various duties like attending Fire and Emergency calls. One Water Bowser, one water tender, Three foam Tenders, Two Trailer Pumps, One Portable Pump, one Fire Jeep, Two Ejector Pumps, and Two Motor cycles are available with the Port Fire Service. During the period 1.04.2016 to 31.03.2017, Port Fire Service attended 95 fire calls in and outside the Port Limits which were Minor Fire / De Watering and rescue calls.

i) Observance of Fire Service Week:-

Fire Service Week was observed in the Port from 14.04.2016 to 21.04.2016. Lectures and demonstrations on fire prevention, fire protection and demonstration of handling the fire fighting equipments were organized by the Fire Service for VOCPT employees, CHD workers and MTI cadets at various locations.

ii) Fire / Pollution control measures – Mock Drill

19 Nos of Mock Drills were conducted from 01.04.2016 to 31.03.2017 and nearly 320 Officials have attended including Port employees /CHD employees / Port School Teachers & Children /Coastguard/IOC/SPIC/DCW/SHV and other related agencies.

11. PORT MAINTENANCE

The berths and jetties, breakwaters, railway sidings, Transit sheds, warehouses, pipelines, cargo handling gears, other installations and structures are also maintained by the Port. Buildings including office complex, residential buildings and road infrastructure facilities are maintained to the required standards. Water supply, drainage and sewerage system, road and plantations in the Port area are also maintained in good condition. The harbour colony area including internal roads is maintained to the required standards.



12. PORT METEOROLOGICAL OBSERVATORY

The Meteorological parameters recorded at the Port Observatory are Pressure, Temperature, Humidity, Rainfall, Sun shine and Wind. All the recorded charts of the previous months are sent to the Regional Meteorological Centre, Chennai at the beginning of the succeeding month. Two weather messages at 08.30 hrs. & 17.30 hrs. are sent daily to Regional Meteorological Department, Chennai through e-mail and two other readings are recorded at 11.30 hrs & 14.30. hrs and Meteorological Sheets are sent as weekly statement. One new digital barometer automatic machine installed to check the pressure (Micro Barograph). A modernized Automatic Weather Station (AWS) has been installed by the Meteorological Department at the Observatory premises which records the Meteorological parameters and is connected to Regional Meteorological Centre (RMC) Chennai via satellite. In Tidal Section, Pressure Tide Gauge (PTG) and One Conventional Tide Gauge (CTG) were installed in the Tide Gauge Cabin. The VSAT antenna is installed at the Tide Gauge cabin for the transmission of Tidal data to the SOI, Dehradun, on real time basis with GPS Data. Tsunami early warning system installed in the Port Tidal Observatory is transmitting the data in real time basis to INCOIS, Hyderabad and Survey of India, Dehradun.

13. PORT MEDICAL SERVICES

- 13.1 V.O.Chidambaranar Port has a full-fledged hospital in the Harbour Estate and a self contained Dispensary at Tuticorin town to meet the need of employees and their families. Four First aid centres are also functioning in the Dock area. It has a network of Six Ambulances providing round the clock service at multiple locations. A full fledged casualty unit, Operation theatre and Intensive Care unit provides emergency Medical services to port employees.
- 13.2 Both the Hospital and Dispensary are manned by medical professionals of various specialities.
- 13.3 The services of the hospital are also extended to retired employees and their spouses, CISF personnel and their family members are also availing the medical facilities at free of cost. To avail the services for critical illnesses, Port has also several approved higher referral Hospitals for super speciality services. Employees of other Government Organisations like CECRI, Poompuhar Shipping Corporation, Mercantile Marine Department etc., are also availing medical services from Port Trust Hospital on payment basis.
- 13.4 Port Hospital is providing First Aid Services to the Road Traffic Accident cases in the Harbour area. Some major and minor operations in general Surgery, Gynaecology and Ophthalmology are carried out in Port Hospital.



- 13.5 During the year 2016-2017, nearly 83,091 patients have been treated in the Port Hospital and Town Dispensary. Periodical medical examination of Cargo Handling Workers and Poompohar Shipping Corporation have also been conducted by the Medical Officers of our Port Hospital.

The details of patients treated in Port Hospital and Port Dispensary are furnished below:-

Particulars	Port Hospital		Dispensary at Tuticorin Town	
	2015-16	2016-17	2015-16	2016-17
1. Out patients	40,823	38,784	41,322	41,211
2. In Patients	1,070	3,096	-	-

- 13.6 The Medical Department have also empanelled "Consultant Specialist" , Cardiologist, Neurologist, Orthopaedic, Physiotherapist etc and provides specialised care to the employees
- 13.7 The Medical Main Store functioning in the Port Hospital is handling medicines worth over Rs.355.00 lakhs during this year 2016-2017. It disburses high quality medicines to the patients.
- 13.8 The Medical Department of VOC Port Trust has been brought under the purview of ISO-QMS in the year 2004 and EMS from the year, 2005.

14) WELFARE MEASURES

14.1 Welfare of Physically challenged Employees:

Orders of the Government on benefits and concessions to the disabled persons in service were extended to the disabled employees. 3% reservation in Group III and Group IV posts and the total number of persons with disabilities appointed as per the reservation is 27. All eligible disabled employees are paid transport reimbursement at the rate of Rs.1050/- plus applicable DA.

14.2 Family Security Fund:

The Scheme covers all the employees of the Port and provides for a lump sum payment of Rs.75,000/- in the case of death and Rs. 50,000/- in the case of incapacitation . A subscription of Rs. 5/- per month is made by employees. In case of retirees, the entire subscription made by them to the fund is refunded. The expenditure from the fund on account of the above was Rs.7,35,300/-

14.3 Employees (HBA) Special Family Benefit Fund:

The fund is for liquidating the liability towards the house building advance including the interest due from the employees who die in harness, subject to a maximum of Rs. 3.50



lakhs per employee. Subscription ranges from Rs.35 to Rs. 80 per month per employee based on the loan availed.

14.4 Educational Institutions:

In order to meet the educational needs of the children of the employees of the Port, the following schools are run by the V.O. Chidambaranar Port Educational Agency established by the Port Trust under the Tamil Nadu Recognized Private Schools (Regulation) Rules, 1974.

- 1) J.I. Coilpillai Memorial Harbour Primary School
- 2) J.I. Coilpillai Memorial Harbour Hr.Sec. School
- 3) Dr. B.R. Ambedkar Memorial Harbour Matriculation School

An amount of Rs.2.33 crores has been sanctioned as financial assistance to the Educational Agency by the V.O.Chidambaranar Port Trust during the year 2016-17 for meeting the expenditure in running the schools over and above the grant in aid provided by the Government of Tamil Nadu.

14.5 V.O. Chidambaranar Port Sports Council:

V.O.Chidambaranar Port Sports Council was formed with the objective of promoting sports and games among the staff of the Port. The Port's teams participated in the Inter-Port and other Tournaments with creditable success. The Port rendered financial assistance of Rs. 57,31,886/- to the Port Sports Council to meet various expenditure.

Achievements of V.O.Chidambaranar Port Team in various events during the financial year 2016-17 are furnished below

I. Cultural Meet :

Port's Team participated in the All India Major Ports cultural meet held at Paradip Port Trust from 15.12.2016 to 18.12.2016

II. Basket ball :

Runners in All India Major Ports Basket ball Tournament held at Tuticorin from 20.01.2017 to 22.01.2017

III. Football :

Port's Team Participated in the All India Major Ports Football Tournament held at Mumbai from 07.02.2017 to 11.02.2017



IV. Hockey:

Port's Team Participated in the All India Major Ports Cultural Meet held at Kolkata from 21.02.2017 to 24.02.2017

V. Beach Volley ball :

Runners in the All India Major Ports Beach Volleyball Tournament held at Mormugao from 02.03.2017 to 04.03.2017.

VI. General:

1. V.O.Chidambaranar Port conducted Marathon-2017 on the theme 'Swachh Bharat' on 08.01.2017.
2. The All India Major ports Basket ball Tournament was conducted by V.O.Chidambaranar under the auspices of the Major Ports Control Board from 20.01.2017 to 22.01.2017.
3. V.O.Chidambaranar Port conducted various games and sports for Port Officials, employees, Children and Teachers during August/ September, 2016
4. V.O.Chidambaranar Port conducted water sports camp for Children at Tuticorin from 26.12.2016 to 28.12.2016, 27.01.2017, 28.01.2017 12.05.017 and 15.05.2017

14.6 Welfare Club:

The Bharathi Nagar Welfare Club looks after the cultural, recreational and welfare needs of the Port staff. Hindi film is screened once in a month at free of cost. The Club runs a library for the benefit of the children of Port Staff.

14.7 Merit Scholarships:

A scheme for award of Merit Scholarship for education and lumpsum payment towards cost of books to the meritorious children of the officers and employees has been introduced from the year 1986-87. The amount of Merit Scholarship has been revised as follows from the year 2014-15 onwards.

- | | | |
|-------|---|--|
| (I) | Professional course having more than 3 years of education after XII std:-
60% to 80% (Minimum 55% for SC/ST)
80% and above | : Rs.2,500/- to Rs.4,000/-
: Rs.3,150/- to Rs.5,000/ |
| (II) | College courses having 4 years of education after XII std and studying AMIE Course.
60% to 80% (Minimum 55% for SC/ST)
80% and above | : Rs.2,500/- to Rs.4,000/-
: Rs.3,150/- to Rs.5,000/- |
| (III) | Non professional courses having 3 years of education for studying degree courses such as Arts, Commerce & Science, etc
60% to 80% (Minimum 55% for SC/ST)
80% and above | : Rs.1,600/- to Rs.2,500/-
: Rs.1,900/- to Rs. 3,000/ |



- | | | |
|------|---|--|
| (IV) | Polytechnic courses after Xth Std
60% to 80% (Minimum 55% for SC/ST)
80% and above | : Rs.900/- to Rs.1,500/-
: Rs.1,100/- to Rs.2,000/- |
| (V) | ITI courses after Xth Std
60% to 80% (Minimum 55% for SC/ST)
80% and above | : Rs. 350/- to Rs.1,000/-
: Rs. 400/- to Rs.1,500/- |
| (VI) | Higher Secondary courses towards cost of books etc after Xth std
60% to 80% (Minimum 55% for SC/ST)
80% and above | : Rs. 230/- to Rs. 600/-
: Rs. 250/- to Rs. 800/- |

14.8 Presentation of Memento:

VIP Trolley Bag with Dhoti set and Towel for gents and VIP Trolley Bag with Saree and blouse for ladies as Memento are being distributed from January, 2014 onwards to the retiring staff of the Port.

14.9 Canteen:

To cater the needs of office based staff, employees working at wharf and residents of the colony area canteens are run by the Committee constituted by the Chairman. An amount of Rs.75,84,000/- has been sanctioned for the year 2016-2017 to the Canteen.

14.10 Marriage Advance:

The Scheme of Marriage Advance to the employees of the Port has been introduced from the year 1992-1993. The amount of advance has been enhanced to Rs. 1,00,000/- from 24.11.2014 onwards.

14.11 Medical Benefit for Retired employees

A financial assistance of Rs. 189.33 Lakhs has been granted as medical reimbursement to the retired employees of Port and Rs.278.74 Lakhs as reimbursement to the retired employees of CHD for the year 2016-17. This is in addition to cost of out patients treatment to retired employees.

14.12 Assistance to family of employees who die in harness

An enhanced financial assistance of Rs.10,000/- for death in harness has been sanctioned to dependent of the deceased employees of the port to meet out the funeral expenses from 24.11.2014.

14.13 Education Advance :

The Scheme of Education Advance to the employees of the Port for their children's higher education of Professional courses, Engineering and Medical has been introduced from the



financial year 2016 - 2017. The amount of advance is Rs. 1.00 Lakh per employee. An amount of Rs. 4.00 Lakhs has been sanctioned in the financial year 2016 - 2017.

14. 14. Swachh Bharat

As a part of the swachh Bharat campaign, various activities are carried out on Prime Minister call for Swachh Bharat. Action plan has been drawn up for the next 5 years i.e 2014 – 2019 and sent to the Ministry & follow up action is being taken on the 5 year Action plan Monthly Report on Swachh Bharat is being sent to Ministry from June,2015 on or before 5th of every month.

15. Industrial Relations

The Industrial Relations in the Port was cordial during the year.

The Unions functioning in V.O. Chidambaranar Port Trust

Based on the Securing of Votes in the Secret Ballot Election held during May, 2015 the following six Unions have been declared as "Recognized Unions"

1. Tuticorin Port Employees Trade Union, (PETU-INTUC)
2. Tuticorin Port Trust Democratic Staff Union (CITU)
3. Tuticorin National Harbour Workers Union (INTUC)
4. Port of New Tuticorin Anna Dock & Transport Workers Union
5. Tuticorin Port Mariners & General Staff Union(HMS)
6. Tuticorin Port General Staff Union (INTUC)

16. PORT SECURITY

The Central Industrial Security Force (CISF) headed by the Deputy Commandant is looking after the security of the entire Port. The total strength is 278 as on 31.3.2016. CISF maintains a dog squad and one speed boat. Vessel Traffic Maintenance System is available in V.O.Chidambaranar Port. Marine Commandos trained by Indian Navy are guarding the water front of V.O.Chidambaranar Port Trust. They are provided with sophisticated weapons and speed boat for patrolling.



17. SIGNIFICANT EVENTS

- * 05.04.2016 - 53rd National Maritime Day celebrated.
- * 22.04.2016 - International Women's Day celebrated.
- * 12.05.2016 - Conducted Water Sports
- * 02.06.2016 - V.O.Chidambaranar Port bagged National Award for Excellence in Cost Management.
- * 07.06.2016 - V.O. Chidambaranar Port received Two Annual Performance Awards from Shri Nitin Gadkari, Hon'ble Union Minister for Shipping.
- * 15.06.2016 - Yellow Fever Vaccination facility inaugurated.
- * 22.06.2016 - International Yoga Day Celebrated.
- * 15.08.2016 - 71st Independence Day Celebrated.
- * 20.08.2016 - "Sadbhavana Diwas" observed.
- * 26.08.2016 - V.O.C. Chidambaranar Port Trust signs Memorandum of Understanding with Solar Energy Corporation of India for installation of 5MW Solar Power Plant.
- * 05.09.2016 - 145th Birth Anniversary of V.O.Chidambaranar Celebrated .
- * 05.09.2016 - Shri Pon Radhakrishnan, Hon'ble Union Minister of State for Shipping, Road Transport & Highways inaugurated the Enayam Port Project Office held at Tholayavattam.
- * 02.10.2016 - Mass Cleaning Drive organized in the Port Colony to mark the 'Swachh Bharat Mission'.
- * 21.10.2016 - Hindi day Celebrated.
- * 31.10.2016
to 05.11.2016 - Vigilance Awareness Week – 2016 observed
- * 26.11.2016 - "Constitution Day" observed.
- * 20.12.2016 - Road Safety Awareness Programme observed.
- * 28.12.2016 - Signed the Concession Agreement for construction of Captive Berth and Land Lease Agreement for construction of Thermal Power Plant with M/s. SEPC Power Private Ltd., Chennai.
- * 08.01.2017 - Mini- Marathon for Men, Women and Media personnel to mark 'Swachh Bharat Awareness' conducted.
- * 26.01.2017 - 68th Republic Day celebrated.
- * 12.02.2017
to 18.02.2017 - Productivity week – 2017 observed.
- * 21.02.2017 - Road Safety Awareness Programme observed.
- * 04.03.2017
to 10.03.2017 - Safety week – 2017 observed.
- * 08.03.2017 - International Women's day celebrated.
- * 16.03.2017
to 31.03.2017 - 'Swachhata Pakhwada' observed





V.O.CHIDAMBARANAR PORT TRUST



PART - III

ANNUAL ACCOUNTS 2016-17

As on 31.3.2016 (Port)	As on 31.3.2016 (CHD)	Consolidated Port & CHD	Particulars	As on 31.3.2017 (Port)	As on 31.3.2017 (CHD)	As on 31.3.2017 (Consolidated Port&CHD)
			I – SOURCES OF FUNDS			
			1. RESERVE & SURPLUS (Schedule - 1)			
			a. CAPITAL RESERVE			
15,479,736,126		15,479,736,126	i. Capital reserve	16,631,820,485	-	16,631,820,485
			b. REVENUE RESERVES			
6,303,821	6,303,821	6,303,821	i. General Reserve(Port)	242,807,175		
	(510,790,994)	(510,790,994)	ii. General Reserve -CHD		(740,115,402)	(497,308,227)
			iii. Capital Dredging Reserve	-		-
80,877,135		80,877,135	iv. General Insurance Fund	71,324,240		71,324,240
11,459,305		11,459,305	v. Employees Welfare Fund	8,144,856		8,144,856
57,673,010		57,673,010	vi. Family Security Fund	52,257,159		52,257,159
82,575,170		82,575,170	vii. Escrow Fund	-		-
34,503,375		34,503,375	viii. Corporate Social Responsibility Fund	40,519,925		40,519,925
			c. STATUTORY RESERVES			
6,559,758		6,559,758	i. Fund for Replacement, Rehabilitation and Modernisation of Capital Assets	6,559,758		6,559,758
4,60,000,000		460,000,000	ii. Fund for Development, Repayment of Loans & Contingencies	550,000,000		550,000,000
1,414,652,127		1,414,652,127	d. DEFERRED TAX LIABILITY (Sch. - 5)	1,561,478,532		1,561,478,532
			2. LOAN FUNDS (Schedule - 2)			
			a. Secured loans			
			b. Government loans			
			c. Loan from international aid agencies			
			d. Unsecured loans			
246,135,869	97,588,521	343,724,390	3. Provident Fund	217,679,857	86,415,236	304,095,093
4,621,534,978	496,674,344	6,118,209,322	4. Pension Fund	6,142,736,688	2,043,404,661	8,186,141,349
383,839,295	409,800,128	793,639,423	5. Gratuity fund	409,772,858	350,458,461	760,231,319
2,786,062	-	2,786,062	6. HBA Special Family Benefit Fund	2,357,286		2,357,286
22,888,636,031	493,271,999	24,381,908,030	SOURCES OF FUNDS – TOTAL	25,937,458,819	1,740,162,956	27,677,621,775
The Capital reserve shown above includes Rs. 406,354,594 incurred by the Central Government upto 31.3.1979. Pending the Governments decision under Sec. 31 of the Major Port Trusts Act, 1963 regarding fixation of the amount of repayment of capital provided by the Government with reference to the provision under Clause C of Sub-Sec. 1 of Sec. 29 ibid and further based on the Board's resolution No: 221, dated 19.2.1980, the whole capital expenditure incurred by the Central Government upto 31.3.1979 is treated as Capital Reserve						



Annual Accounts:2016-17

V.O.CHIDAMBARANAR PORT TRUST
BALANCE SHEET AS ON 31.3.2017

Annexure-II

In Rupees

As on 31.3.2016 (Port)	As on 31.3.2016 (CHD)	Consolidated Port & CHD	Particulars	As on 31.3.2017 (Port)	As on 31.3.2017 (CHD)	(Consolidated Port&CHD)
13,253,905,382	602,527	13,254,507,909	1. FIXED/CAPITAL ASSETS-NET BLOCK (Schedule-3)	13,999,434,987	515,415	13,999,950,402
5,135,999,988		5,135,999,988	1. INVESTMENTS (Schedule-4)			
61,500,000		61,500,000	a. General Fund	5,124,999,885	-	5,124,999,885
45,700,000		45,700,000	b. General Insurance Fund	67,499,998	-	67,499,998
216,147,313	84,515,500	300,662,813	c. Family Security Fund	-	-	49,700,000
4,551,205,200	1,194,926,450	5,746,131,650	d. General Provident Fund	196,006,652	23,745,500	219,752,152
382,106,900	390,895,009	773,001,909	e. Pension Fund	6,134,983,697	1,744,529,331	7,879,513,028
			f. Gratuity Fund	401,813,421	345,791,115	747,604,536
			g. Escrow Fund	-	-	-
2,000,000		2,000,000	h. HBA Spl. Family Benefit Fund	2,000,000	-	2,000,000
10,394,659,400	1,670,336,959	12,064,996,359	Total Investments	11,977,003,653	2,114,065,946	14,091,069,599
			III - CURRENT ASSETS, LOANS & ADV.			
			A. CURRENT ASSETS			
			i. Interest accrued on investments			
74,304,805	3,386,351	77,691,156	a. General Fund	36,965,310	3,386,351	40,351,661
4,101,179		4,101,179	b. General Insurance Fund	3,183,407	-	3,183,407
2,958,586		2,958,586	c. Family Security Fund	2,242,581	-	2,242,581
6,950		6,950	d. Welfare Fund	-	-	-
5,362,188	843,368	6,205,556	e. General Provident Fund	4,880,721	745,209	5,625,930
7,656,211	10,809,957	18,466,168	f. Pension Fund	3,628,436	854,879	4,483,315
	16,505,304	16,505,304	g. Gratuity Fund	-	261,554	261,554
3,497		3,497	h. HBA Spl. Family Benefit Fund	141,908	-	141,908
94,393,416	31,544,980	125,938,396	Total Interest accrued on investment	51,042,363	5,247,993	56,290,356
6,769,930		6,769,930	ii. Inventories	5,368,991	-	5,368,991
1,416,787,975	0	1,416,787,975	iii. Sundry debtors (a+b+c)	1,115,761,709	6,073,274	1,121,834,984
		452,551,223	a. Government	64,339,292	-	-
		-	b. Other Port	1,834,767	-	-
		964,236,753	C. Others	1,049,587,650	6,073,274	-
			iv. Cash & bank balances (Schedule- 4 A)			
2,70,576,298	62,896,778	333,473,076	a. General Fund	229,140,167	54,285,567	283,425,733
425,215		425,215	b. General Insurance Fund	287,124	-	287,124
714,679		714,679	c. Family Security Fund	57,332	-	57,332
4,633,003		4,633,003	d. Welfare Fund	4,724,018	-	4,724,018
6,740,127	9,023,032	15,763,159	e. General Provident Fund	9,643,622	56,813,897	66,457,519
23,814,236	3,827,869	27,642,104	f. Pension and Gratuity fund	12,083,992	1,409,635	13,493,627
181,205		181,205	g. HBA Spl. Family Benefit Fund	199,610	-	199,610
307,084,762	75,747,678	382,832,440	Total Cash & Bank balances	256,135,864	112,509,099	368,644,963



As on 31.3.2016 (Port)	As on 31.3.2016 (CHD)	Consolidated Port & CHD	Particulars	As on 31.3.2017 (Port)	As on 31.3.2017 (CHD)	(Consolidated Port&CHD)	
3,186,018,827	140,950,872	3,326,969,699	B. LOANS AND ADVANCES	4,088,713,029	409,049,078	4,497,762,108	
16,716,764	-	16,716,764	a. General Fund	353,712	-	353,712	
13,130,132	-	13,130,132	b. General Insurance Fund	257,247	-	257,247	
7,895,539	500,000	8,395,539	c. Family Security Fund	3,420,838	-	3,420,838	
17,886,241	3,206,621	21,092,862	d. Welfare Fund	7,148,862	5,110,630	12,259,492	
40,591,727	289,509,883	330,101,610	e. General Provident Fund	-	301,016,608	301,016,608	
601,361	-	601,361	f. Pension Fund and Gratuity Fund	15,768	-	15,768	
-	-	-	g. HBA Spl. Family Benefit Fund	-	-	-	
25,362,201	356,980	25,719,181	h. Escrow Fund	28,129,751	356,980	28,486,731	
3,308,202,792	434,524,356	3,742,727,148	i. Deposits	4,128,039,207	715,533,296	4,843,572,503	
5,133,238,876	541,817,015	5,675,055,890	Total Loans and Advances	5,556,348,134	839,363,662	6,395,711,796	
			TOTAL CURRENT ASSETS, LOANS & ADV.				
			LESS: CURRENT LIABILITIES & PROVISIONS				
			a. CURRENT LIABILITIES				
275,661,164	100,608,397	376,269,561	1. Miscellaneous creditors & cr. balances	22,291,893	59,545,031	81,836,924	
714,457,702	64,863,399	779,321,101	2. Liability towards expenses	942,406,967	152,430,927	1,094,837,894	
175,951,485	552,251,247	728,202,732	3. Others	455,786,288	1,000,010,869	1,455,797,156	
2,034,141,062	1,761,458	2,035,902,520	4. Deposits from merchants, contractors etc.	1,094,216,735	1,795,241	1,096,011,976	
3,200,211,412	719,484,501	3,919,695,914	TOTAL CURRENT LIABILITIES	2,514,701,883	1,213,782,068	3,728,483,951	
			b. PROVISIONS				
2,692,956,215		2,692,956,215	1. Provision for taxation	3,080,626,071		3,080,626,071	
5,893,167,627	719,484,501	6,612,652,128	TOTAL CURRENT LIABILITIES AND PROVISIONS	5,595,327,954	1,213,782,068	6,809,110,021	
(759,928,751)	(177,667,487)	(937,596,238)	NET CURRENT ASSETS	(38,979,820)	(374,418,405)	(413,398,225)	(413,398,225)
22,888,636,031	1,493,271,999	24,381,908,030	APPLICATION OF FUNDS – TOTAL	25,937,458,819	1,740,162,956	27,677,621,775	

Sd/-
(S.SHANTHI)
Financial Adviser & Chief Accounts Officer

Sd/-
(S.ANANTHA CHANDRA BOSE)
Chairman



Schedules to the Balance Sheet as on 31st March, 2017

Schedule I Reserves & Surplus Balance

(In Rupees)

Sl. No	Reserves and Balances	Capital Reserve	Reserve for replacement, rehabilitation and modernisation of Capital Assets	General Reserve	Reserve for development & repayment of loans and contingencies	General Insurance Fund	Employees Welfare Fund	Family Security Fund	Escrow Fund	Corporate Social Responsibility Fund
i	Balance as on 1st April 2016	15,479,736,128	6,559,758	6,303,821	460,000,000	80,877,135	11,459,305	57,673,010	82,575,170	34,503,375
ii	ADD									
1	Contribution from Revenue Account		360,000,000	236,424,302	360,000,000			100,000		20,679,000
2	Repayment of Capital Debt.									
3	Amount transferred from Capital Reserve			79,052						
4	Amount transferred from Foreign Exchange Fluctuation Reserve.									
5	Amount transferred from Reserve for Development & Repayment of loans and Contingencies, Capital Assets, Replacement Reserve and General Reserve and Escrow Fund	1,152,163,411								
6	Interest on Investment earned					4,977,268	483,045	5,445,323		
7	Capital Profit on sale of Capital Asset									
8	Net surplus transferred from Revenue Account									
9	Miscellaneous receipts.							39,405		
10	Subscriptions/Advances Recovered etc.									
11	Amount due to Revenue/HBASpl. benefit fund									
	TOTAL-A	16,631,899,537	366,559,758	242,807,175	820,000,000	85,854,403	11,942,350	63,257,738	82,575,170	55,182,375
III	LESS:									
1	Amount transferred to Revenue towards Repayment of debts, Foreign Exch. Fluctuation, Escrow fund	79,052								
2	Amount transferred to General Reserve		360,000,000		270,000,000					
3	Amount transferred to Capital Reserve					14,530,163	3,797,494	11,000,579		14,662,450
4	Expenditure									
5	Amt. transferred to Deferred Tax liability a/c								82,575,170	
6	Amount transferred to meet appropriations to statutory reserves									
	TOTAL- B	79,052	360,000,000	0	270,000,000	14,530,163	3,797,494	11,000,579	82,575,170	14,662,450
	TOTAL- (A-B)	16,631,820,485	6,559,758	242,807,175	550,000,000	71,324,240	8,144,856	52,257,159	0	40,519,925



V.O.CHIDAMBARANAR PORT TRUST

Schedules to the Balance Sheet as on 31st March 2017

SCHEDULE- 2 SECURED LOAN

Particulars	Amount	Amount
Loan outstanding as on 01.4.2016	Nil	
Less: Repayment during 2016-17		Nil
Balance outstanding as on 31-3-2017	Nil	Nil



Schedules to the Balance Sheet as on 31st March 2017

Schedule 3- Fixed /Capital Assets

(In Rupees)

Sl. No	Particulars of Assets	Gross Block				Depreciation				Net Block	
		As on 1st April, 2016	Additions during the year	Deletions during the year	As on 31st Mar, 2017	Balance as on 1st April, 2016	Provided during the year	Adjustments/Deletions, etc	Total as on 31st March 2017	As on 1st April, 2016	As on 31st March, 2017
1	2	3	4	5	6	7	8	9	10	11	12
I. Port											
1	Land	244,509,364	0		244,509,364	0	0	0	0	244,509,364	244,509,364
2	Capital Dredging	9,388,218,574	0	150,000,000	9,238,218,574	633,880,813	93,811,029	0	727,691,842	8,754,337,761	8,510,526,732
3	Building Sheds & other structures	599,584,625	96,539,730		696,124,355	143,041,947	14,974,063	0	158,016,010	456,542,678	538,108,346
4	Wharves, Roads and Boundaries	1,140,037,725	121,778,751		1,261,816,476	196,725,272	28,560,303	0	225,285,575	943,312,453	1,036,530,902
5	Floating Crafts	509,870,114	0		509,870,114	324,862,563	17,233,214	0	342,095,777	185,007,551	167,774,337
6	Railways and Rolling Stock	61,817,060	0		61,817,060	19,355,432	1,029,483	0	20,384,915	42,461,628	41,432,145
7	Docks and Sea Walls, Piers and Navigational Aids	1,755,725,568	0		1,755,725,568	314,093,050	21,793,772	20	335,886,822	1,441,632,518	1,419,838,747
8	Cranes and Vehicles	343,708,983	12,600,000	79,052	356,229,931	183,872,221	17,249,071	79,052	201,042,240	159,836,762	155,101,073
9	Plant and Machinery	387,618,884	3,738,401		391,357,285	124,532,578	33,917,129	0	158,449,707	263,086,306	232,901,321
10	Installation of Water supply, Electricity and communication	585,538,454	42,973,980		628,512,434	347,497,258	28,065,741	0	375,562,999	238,041,196	253,042,307
11	Total	15,016,629,351	277,630,863	150,079,052	15,144,181,162	2,287,861,134	256,633,805	79,052	2,544,415,887	12,728,768,217	12,599,765,275
12	Capital Work-in-progress	525,137,165	1,152,163,410	277,630,863	1,399,669,711					525,137,165	1,399,669,711
13	Total Capital Assets	15,541,766,516	1,429,794,273	427,709,915	16,543,850,874	2,287,861,134	256,633,805	79,052	2,544,415,887	13,253,905,382	13,999,434,987
II. CHD											
1	Plant and Machinery	160,896			160,896	114,196	494		114,690	46,700	46,206
2	Furniture and Fittings	885,455			885,455	329,628	86,618		416,246	555,827	469,209
3	Total	1,046,351			1,046,351	443,824	87,112		530,936	602,527	515,415
III. Grand Total		15,542,812,867	1,429,794,273	427,709,915	16,544,897,225	2,288,304,958	256,720,917	79,052	2,544,946,823	13,254,507,909	13,999,950,402



V.O.CHIDAMBARANAR PORT TRUST
Schedules to the Balance sheet as on 31.03.2017
SCHEDULE 4 (I) - INVESTMENTS (PORT)

(In Rupees)

Sl. No.	Particulars	General Revenue	General Insurance	Family Security Fund	HSA Security Fund	Total	General Provident Fund	Pension Fund	Gratuity Fund	Total
A. Bonds and Securities										
1	Selhu Samudram Corp. Ltd - Equity	500,000,000				500,000,000			-	-
2	Tuticoin Port Road Co. Ltd - Equity	250,000,000				250,000,000			-	-
3	Indian Port Rail Co. Ltd - Equity	45,000,000				45,000,000			-	-
4	Government of India Securities					-	68,370,064	179,986,000	-	248,356,064
5	SDL - Andhra Pradesh					-	32,184,800	-	-	32,184,800
6	SDL - Kerala					-	9,573,700	20,490,000	-	30,063,700
7	SDL - Tamil Nadu					-	26,878,090	38,431,900	-	65,309,990
	Total (A)	795,000,000				795,000,000	1,37,006,654	238,907,900		375,914,554
B. Fixed Deposit-Long term										
1	Allahabad Bank	9,999,999	4,500,000			14,499,999				
2	Andhra Bank	19,999,998			2,000,000	21,999,998	9,999,999			9,999,999
3	Canara Bank Beach Road	2,237,499,980				2,237,499,980				-
4	Indian Overseas Bank	19,999,998				19,999,998				-
5	Vijaya Bank		8,000,000			8,000,000				-
6	Central Bank - Main	39,999,996				39,999,996	7,000,000			7,000,000
7	Punjab National Bank	59,999,994	25,000,001	30,500,001		115,499,996	5,000,000			5,000,000
8	Indian Bank	19,999,998				19,999,998				-
9	IDBI	747,499,996	19,999,998	9,200,000		776,699,994	27,000,000			27,000,000
10	UCO Bank	107,499,998				107,499,998				-
11	Corporation Bank	9,999,999				9,999,999				-
12	Oriental Bank of Commerce	19,999,998				19,999,998				-
13	State Bank of India	659,999,934				659,999,934	9,999,999			9,999,999
14	Syndicate Bank	377,499,998	9,999,999	9,999,999		397,499,996				-
	Total (B)	4,329,999,885	67,499,998	49,700,000	2,000,000	4,449,199,883	58,999,998			58,999,998
C. Fixed Deposit - Short term										
1	State Bank of India	-	-	-	-	-	-	-	-	-
2	Vijaya Bank	-	-	-	-	-	-	-	-	-
	Total (C)	-	-	-	-	-	-	-	-	-
D. Funds with LIC										
		-	-	-	-	-	-	5,896,075,797	401,813,421	6,297,889,218
	Grand Total (A+B+C+D)	5,124,999,885	67,499,998	49,700,000	2,000,000	5,244,199,883	196,006,652	6,134,983,697	401,813,421	6,732,803,770



Schedules to the Balance sheet as on 31.03.2017
SCHEDULE 4 (II) - Investments (CHD)

(In Rupees)

Sl. No.	Particulars	General Revenue	Escrow Fund	General Insurance	Family Security Fund	HBA Security Fund	General Provident Fund	Pension Fund	Gratuity Fund	Total
	A. Bonds and Securities									
1	Government of India Securities						17,212,750	40,672,801	30,594,000	88,479,551
2	SDL – Andhra Pradesh						5,027,500			5,027,500
3	SDL – Tamil Nadu						1,505,250			1,505,250
	Total (A)	-	-	-	-	-	23,745,500	40,672,801	30,594,000	95,012,301
	B. Fixed Deposit-Long term	-	-	-	-	-	-	-	-	-
	Total (B)	-	-	-	-	-	-	-	-	-
	C. Funds with LIC	-	-	-	-	-	-	1,703,856,530	315,197,115	2,019,053,645
	Grand Total (A+B+C)	-	-	-	-	-	23,745,500	1,744,529,331	345,791,115	2,114,065,946



V.O.C. CHIDAMBARANAR PORT TRUST
Schedules to the Balance Sheet as on 31st March, 2017
SCHEDULE - 4A - BALANCE AT BANK AND CASH ON HAND (PORT)

(In Rupees)

Sl. No	Particulars	General revenue	General Insurance Fund	Family Security Fund	Welfare Fund	HBA Spl Family Benefit Fund	Total	General Provident Fund	Pension Fund	Gratuity Fund	Grand Total
	A.SAVINGS BANK ACCOUNT										
1	Syndicate Bank (Harbour)	7,705,815	0	0	4,724,018	0	12,429,833	9,643,622	0	0	22,073,455
2	Syndicate Bank (Harbour) - EDI	5,368,755	0	0	0	0	5,368,755	0	0	0	5,368,755
3	Indian overseas Bank (Harbour)	157,458,045	287,124	57,332	0	199,610	158,002,110	0	0	0	158,002,110
4	State Bank of Travancore	0	0	0	0	0	0	0	4,124,555	7,959,437	12,083,992
5	State Bank of India (Main)	2,322,117	0	0	0	0	2,322,117	0	0	0	2,322,117
6	State Bank of India (Main) - EDI	10,778,863	0	0	0	0	10,778,863	0	0	0	10,778,863
7	Axis Bank	28,766,701	0	0	0	0	28,766,701	0	0	0	28,766,701
8	Andhra Bank	6,604,920	0	0	0	0	6,604,920	0	0	0	6,604,920
9	IDBI Bank	694,468	0	0	0	0	694,468	0	0	0	694,468
10	Indian Bank	2,009,868	0	0	0	0	2,009,868	0	0	0	2,009,868
11	ICICI Bank	511,065	0	0	0	0	511,065	0	0	0	511,065
12	Central Bank of India	15,266	0	0	0	0	15,266	0	0	0	15,266
13	Indian Overseas Bank (Estate)	6,876,444	0	0	0	0	6,876,444	0	0	0	6,876,444
	Total Savings Bank Account (A)	229,112,327	287,124	57,332	4,724,018	199,610	234,380,410	9,643,622	4,124,555	7,959,437	256,108,025
	B. CASH ON HAND	27,840	0	0	0	0	0	0	0	0	27,840
	Grand Total (A+B)	229,140,167	287,124	57,332	4,724,018	199,610	234,380,410	9,643,622	4,124,555	7,959,437	256,135,865

51



V.O.CHIDAMBARANAR PORT TRUST
Schedules to the Balance Sheet as on 31st March, 2017
SCHEDULE - 4-B : BALANCE AT BANK AND CASH ON HAND (CHD)

(In Rupees)

Sl. No	Particulars	General revenue	General Insurance Fund	Family Security Fund	Welfare Fund	HBA Spl Family Benefit Fund	Total	General Provident Fund	Pension Fund	Gratuity Fund	Grand Total
	A. Savings Bank Account										
1	Syndicate Bank (Harbour)	387,659					387,659				387,659
2	Indian Overseas Bank (Harbour)	40,746,869					40,746,869	56,813,897	797,608	612,026	98,970,400
3	State Bank of India (Main)	103,608					103,608				103,608
4	Axis Bank	10,923,165					10,923,165				10,923,165
5	Andhra Bank	2,120,266					2,120,266				2,120,266
	Total Savings Bank Account (A)	54,281,567					54,281,567	56,813,897	797,608	612,026	112,505,098
	B. Cash on hand										
1	Cash on hand (B)	4,000					4,000				4,000
	Grand Total (A+B)	54,285,567					54,285,567	56,813,897	797,608	612,026	112,509,098



V.O.CHIDAMBARANAR PORT TRUST
Schedules to the Balance Sheet as on 31st March 2017

SCHEDULE-5

DEFERRED TAX LIABILITY	Rupees	Rupees
Particulars		
<u>Deferred tax Liabilities</u>		
Opening balance as on 1.4.2016	1,414,652,127	
Current year debit/charge	146,826,405	
Net		1,561,478,532
<u>Deferred tax assets</u>		
Opening balance as on 1.4.2016	-	
Current year credit/charge	-	
Net		-
Balance as on 31.3.2017		1,561,478,532



V.O.CHIDAMBARANAR PORT TRUST
PROFIT & LOSS ACCOUNT FOR THE YEAR 2016 - 17

(In Rupees)

Previous year 2015-16			Particulars	Schedule No. Port/CHD	Current year 2016-17		
PORT	CHD	(Port & CHD)			PORT	CHD	(Port & CHD)
2,549,559,483	1,192,000,470	3,741,559,953	INCOME				
1,378,969,637		1,378,969,637	Cargo handling and Storage charges	6/17	2,843,133,343	1,180,567,742	4,023,701,085
40,066,365		40,066,365	Port and Dock charges	7	1,647,035,244		1,647,035,244
349,272,533		349,272,533	Railway Earnings	8	28,338,125		28,338,125
			Estate Rentals	9	280,245,546		280,245,546
4,317,868,018	1,192,000,470	5,509,868,488	TOTAL OPERATING INCOME	A	4,798,752,258	1,180,567,742	5,979,320,000
			LESS: EXPENDITURE				
239,207,450	588,099,336	827,306,786	Cargo handling and Storage charges	'10/18	229,498,754	544,252,644	773,751,398
533,279,123		533,279,123	Port and Dock facilities for Shipping	11	651,108,755		651,108,755
37,028,659		37,028,659	Railway Workings	12	34,286,482		34,286,482
184,433,257		184,433,257	Rentable Lands & Buildings	13	146,647,370		146,647,370
993,948,488	588,099,336	1,582,047,825			1,061,541,360	544,252,644	1,605,794,004
813,372,723		813,372,723	Management and General Administration	14	873,346,754		873,346,754
1,807,321,211	588,099,336	2,395,420,548	TOTAL OPERATING EXPENDITURE	B	1,934,888,144	544,252,644	2,479,140,758
2,510,546,807	603,901,134	3,114,447,940	OPERATING SURPLUS (A-B)	C	2,863,864,144	636,315,098	3,500,179,242
723,757,511	5,064,934	728,822,445	ADD: Finance & Miscellaneous Income	D	883,143,516	4,661,950	887,805,466
3,234,304,318	608,966,067	3,843,270,385	Total C+D	E	3,747,007,660	640,977,048	4,387,984,708
1,352,329,150	676,736,040	2,029,065,190	LESS: Finance & Miscellaneous Expenditure	F	1,805,975,761	870,301,457	2,676,277,218
1,881,975,168	(67,769,973)	1,814,205,195	NET SURPLUS/(DEFICIT) BEFORE TAX(E-F) G	G	1,941,031,899	(229,324,409)	1,711,707,490
335,249,707		335,249,707	Less: Provision for deferred tax liability	H	146,826,405		146,826,405
1,546,725,461	(67,769,973)	1,478,955,488	NET SURPLUS AFTER DEFERRED TAX LIABILITY (G-H) I	I	1,794,205,493	(229,324,409)	1,564,881,084
445,000,000		445,000,000	Less: Provision for Taxation for current year	J	387,669,856		387,669,856
1,101,725,461	(67,769,973)	1,033,955,488	NET SURPLUS AFTER TAX (I-J) K	K	1,406,535,638	(229,324,409)	1,177,211,229



V.O.CHIDAMBARANAR PORT TRUST
PROFIT & LOSS ACCOUNT FOR THE YEAR 2016 - 17

(In Rupees)

Previous year 2015-16			Particulars	Schedule No. Port/CHD	Current year 2016-17		
PORT	CHD	(Port & CHD)			PORT	CHD	(Port & CHD)
2,549,559,483	1,192,000,470	3,741,559,953	INCOME				
1,378,969,637		1,378,969,637	Cargo handling and Storage charges	6/17	2,843,133,343	1,180,567,742	4,023,701,085
40,066,365		40,066,365	Port and Dock charges	7	1,647,035,244		1,647,035,244
349,272,533		349,272,533	Railway Earnings	8	28,338,125		28,338,125
			Estate Rentals	9	280,245,546		280,245,546
4,317,868,018	1,192,000,470	5,509,868,488	TOTAL OPERATING INCOME	A	4,798,752,258	1,180,567,742	5,979,320,000
			LESS: EXPENDITURE				
239,207,450	588,099,336	827,306,786	Cargo handling and Storage charges	'10/18	229,498,754	544,252,644	773,751,398
533,279,123		533,279,123	Port and Dock facilities for Shipping	11	651,108,755		651,108,755
37,028,659		37,028,659	Railway Workings	12	34,286,482		34,286,482
184,433,257		184,433,257	Rentable Lands & Buildings	13	146,647,370		146,647,370
993,948,488	588,099,336	1,582,047,825			1,061,541,360	544,252,644	1,605,794,004
813,372,723		813,372,723	Management and General Administration	14	873,346,754		873,346,754
1,807,321,211	588,099,336	2,395,420,548	TOTAL OPERATING EXPENDITURE	B	1,934,888,144	544,252,644	2,479,140,758
2,510,546,807	603,901,134	3,114,447,940	OPERATING SURPLUS (A-B)	C	2,863,864,144	636,315,098	3,500,179,242
723,757,511	5,064,934	728,822,445	ADD: Finance & Miscellaneous Income	D	883,143,516	4,661,950	887,805,466
3,234,304,318	608,966,067	3,843,270,385	Total C+D	E	3,747,007,660	640,977,048	4,387,984,708
1,352,329,150	676,736,040	2,029,065,190	LESS: Finance & Miscellaneous Expenditure	F	1,805,975,761	870,301,457	2,676,277,218
1,881,975,168	(67,769,973)	1,814,205,195	NET SURPLUS/(DEFICIT) BEFORE TAX(E-F) G	G	1,941,031,899	(229,324,409)	1,711,707,490
335,249,707		335,249,707	Less: Provision for deferred tax liability	H	146,826,405		146,826,405
1,546,725,461	(67,769,973)	1,478,955,488	NET SURPLUS AFTER DEFERRED TAX LIABILITY (G-H) I	I	1,794,205,493	(229,324,409)	1,564,881,084
445,000,000		445,000,000	Less: Provision for Taxation for current year	J	387,669,856		387,669,856
1,101,725,461	(67,769,973)	1,033,955,488	NET SURPLUS AFTER TAX (I-J) K	K	1,406,535,638	(229,324,409)	1,177,211,229



V.O.CHIDAMBARANAR PORT TRUST
Schedules to Profit & Loss Account for the year ended March 31, 2017

(In Rupees)

Principal Activity	2016-17	2015-16
SCHEDULE - 6		
Income From Cargo Handling and Storage Charges		
Handling & Storage charges on General cargo	545,979,515	388,319,554
Storage of goods in Warehouse and open area	133,780,076	136,956,531
Crane and other handling equipment charges	48,236,330	37,291,236
Coal Handling charges - Coal Jetty	158,877,890	214,651,056
Coal Handling charges - South Break Water	126,197,721	126,197,721
Petroleum, Oils and Lubricants handling charges	97,515,264	89,012,932
Demurrage on General Cargo	15,553,356	13,863,548
Royalty	1,257,940,471	1,155,236,854
Container handling charges at VIII Berth	133,282,611	111,096,894
Coal at North Cargo Berth - I	160,782,900	104,058,539
Licence Fees from BOT operator	712,121	4,702,250
Revenue Share from Harbour Mobile Cranes, Floating Cranes and Mechanisation of 9th Berth	110,864,655	69,702,869
Pension Fund Levy -CHS	38,443,337	60,803,693
Miscellaneous Income	14,967,096	37,665,806
Sub Total (Port)	2,843,133,343	2,549,559,483
Cargo Handling Division	1,180,567,742	1,192,000,470
Total	4,023,701,085	3,741,559,953
SCHEDULE - 7		
Income from Port and Dock Charges (including Pilotage Fees and Dredging Levy only for 2014-15)		
Towage and Mooring Fees	329,238,254	270,913,851
Pilotage fees	362,232,034	292,264,353
Berth Hire Charges	509,243,310	410,238,054
Port Dues	380,528,749	305,824,525
Pension Fund Levy	64,711,119	97,431,668
Miscellaneous Income	1,081,778	2,297,186
Total	1,647,035,244	1,378,969,637
SCHEDULE - 8		
Income From Railway Activity:		
Shipping Operation	3,628,050	18,411,000
Private Users	24,710,075	21,655,365
Total	28,338,125	40,066,365
SCHEDULE - 9		
Income From Estate Rentals:		
Rent from Buildings etc.	269,770,584	338,375,460
Miscellaneous Income	10,474,962	10,897,073
Total	280,245,546	349,272,533
SCHEDULE -10		
Expenditure on Cargo Handling and Storage:		
Handling & storage of General Cargo at sheds and wharves	58,316,091	68,484,849
Warehousing	18,416,844	18,855,836
Operation & Mtce.of Wharf Cranes & Handling equipments	42,365,515	36,362,734
Coal Jetty Installations	2,133,111	2,302,585
Oil Jetty Installations	230,194	372,612
Ferry Service	88,000	490,621
Departmental Overheads	45,850,480	64,423,194
Trade promotion	4,371,068	1,360,498
Depreciation	57,727,451	46,554,523
Sub Total (Port)	229,498,754	239,207,450
Cargo Handling Division	544,252,644	588,099,336
Total	773,751,398	827,306,786



V.O.C. Port Cargo Handling Division - Income and Expenditure (In Rupees)

Description	2016-17	2015-16
General Expenses		
Medical Scheme expenses	50,951,273	51,642,053
TA to staff	754,244	414,880
Reimbursement of LTC Expenses	293,818	28,232
Telephone Bills	76,102	89,161
Postage Expenses	6,643	5,382
Total	52,082,008	52,179,708
Sundry Expenses		
Rent&electricity	175,500	148,795
Printing &Stationery	4,378	309,626
Merit Scholarship	126,860	1,105,776
Legal&Professional charges	720,130	234,533
Labour Welfare expenses	4,055,375	4,282,525
Other expenses	1,101,837	1,211,878
Bus hiring charges	1,442,098	1,180,097
R&M through contract	227,143	303,771
Depreciation	87,112	87,112
Total	7,940,433	8,864,113
Schedule-19(Finance and Miscellaneous Income & Expenditure)		
A. Finance and Miscellaneous Income		
Bank Interest	3,342,697	2,907,664
Misc Income	104,194	750,673
Other Interest Received	1,066,397	1,158,250
Interest on Marriage Advance	148,662	248,347
Total Finance and Miscellaneous Income	4,661,950	5,064,934
B. Finance and Miscellaneous Expenditure		
VRS exgratia	50,141,575	0
Contribution to Pension Fund	551,467,000	367,216,941
Contribution to Gratuity Fund	84,300,000	107,495,873
Pension Payments	184,386,819	189,609,644
Interest on loan	0	12,050,000
Others	6,063	363,582
Total Finance and Miscellaneous Expenditure	870,301,457	676,736,040



V.O.CHIDAMBARANAR PORT TRUST
Schedules to Profit & Loss Account for the year ended March 31, 2017 (In Rupees)

Principal Activity	2016-17	2015-16
SCHEDULE – 11		
Expenditure on Port and Dock facilities for Shipping (including Pilotage):		
Towing, Berthing and Mooring	367,228,329	271,116,784
Maintenance of Dry Dock, Slipway etc.		
Pilotage	89,010,059	80,103,093
Berth and Dock facilities	-	-
Port Service-Dredging, Marine Survey and other services	29,644,379	26,564,300
Water supply facilities	-	-
Miscellaneous ship Handling facilities	59,346	116,852
Fire fighting	34,498,959	43,833,387
Departmental Overheads	6,573,687	25,817,758
Depreciation – Pilotage	15,250,870	15,251,050
Depreciation – Capital Dredging	65,244,727	65,244,727
Depreciation – Port and Dock	43,598,399	4,408,216
Total	651,108,755	533,279,123
SCHEDULE – 12		
Expenditure on Railway Activity:		
Operation and Maintenance of Locomotives, Maintenance of Permanent Way, Station Yards & Sidings	32,987,691	35,639,369
Department over heads	-	90,422
Depreciation – Railway Work	1,298,791	1,298,868
Total	34,286,482	37,028,659
SCHEDULE – 13		
Expenditure on Rentable Lands & Buildings :		
Residential Quarters – Maintenance	104,599,139	108,343,994
Non-Residential Area – Maintenance	1,163,215	621,947
Departmental Overheads	2,905,680	53,348,548
Depreciation – Rent Land & Building	37,979,336	22,118,768
Total	146,647,370	184,433,257
SCHEDULE – 14		
Expenditure on Management and General Administration:		
Management and Secretarial expenses	213,783,788	152,278,910
Port Security	192,314,823	155,277,154
Labour and Welfare Expenses	31,469,195	32,361,000
Medical Expenses	113,556,214	118,707,622
Store Keeping	7,139,726	9,195,251
Accounting and Auditing	49,860,229	60,508,344
Expenditure on Building, Library, etc	43,658,154	55,624,299
Engineering Services	47,416,470	48,777,148
Engineering Administration and Overheads	106,263,221	112,495,831
Sundry Expenses	32,350,703	52,047,047
Depreciation – Management & GI Admn	35,534,231	16,100,116
Total	873,346,754	813,372,723



V.O.CHIDAMBARANAR PORT TRUST

Schedules to Profit & Loss Account for the year ended March 31, 2017 (In Rupees)

Principal Activity	2016-17	2015-16
SCHEDULE -15		
Finance and Miscellaneous Income:		
Interest on Fixed Deposit & Cash balances	308,727,168	478,088,001
Interest on House Building, Conveyance and Computer Advance	3,588,246	1,119,655
Profit on disposal of Capital Assets, unserviceable materials & surplus materials	191,330	943,896
Penalties	437,865,927	51,635,534
Harbour Entry Fees	36,898,214	33,672,559
Miscellaneous Income including interest on Cash balance	69,100,121	24,036,463
Income relating to Funds other than Pension , GPF& Gratuity	11,474,637	12,733,664
Items relating to previous years	15,297,874	121,527,739
Total	883,143,516	723,757,511
SCHEDULE -16		
Finance and Miscellaneous Expenditure:		
Corporate Social Responsibility	20,679,000	32,108,000
Contribution to Pension Fund & Gratuity Fund	1,310,000,000	720,000,000
Contribution to New Pension Fund	3,196,672	1,872,202
Pension Payments	411,597,785	430,364,185
Bank charges	18,725	12,993
Expenditure relating to Funds Other than Pension, GPF,Gratuity	1,051,541	363,773
Others	26,063,992	5,312,570
Items relating to previous years.	33,368,047	162,295,427
Total	1,805,975,761	1,352,329,150

Sd/-
(S.SHANTHI)
Financial Adviser&Chief Accounts Officer

Sd/-
(S. ANANTHA CHANDRA BOSE)
Chairman



V.O.C. Port Cargo Handling Division - Income and Expenditure

(In Rupees)

Description	2016-17	2015-16
Schedule 17		
Operating Income		
Levy	898,442,175	743,292,721
Pension Fund Levy	282,125,567	448,707,749
Total Operating Income	1,180,567,742	1,192,000,470
Schedule 18 (Abstract)		
Operating Expenditure:		
Salaries and Wages	483,879,976	526,675,886
Stores	350,155	379,630
General Expenses	52,082,080	52,179,708
Sundry Expenses	7,853,321	7,783,172
Depreciation	87,112	87,112
Total Operating Expenditure	544,252,644	588,099,336
Schedule 18(Operating Expenditure-details)		
Salaries and Wages		
Wages paid	284,308,962	309,967,285
Non-Worked wages [Benefit wages]	67,492,410	73,604,169
Piece rate incentive wages	49,816,272	51,821,363
Holiday overtime wages	9,569,028	13,231,867
Night Allowance	11,880,491	11,072,725
Crane Allowance	208,430	207,380
Dust Allowance	1,188,860	1,147,480
Port city allowance	747,064	908,975
Personal Pay	142,099	167,500
Washing allowance	1,048,801	1,273,658
Encashment wages	13,771,588	25,610,383
Conveyance allowance	4,744,835	5,514,672
Productivity Linked Reward	13,585,017	4,673,419
News Paper allowance	1,027,165	1,248,081
Change of Category wages	775,410	549,804
Establishment charges	23,573,544	25,677,125
Total	483,879,976	526,675,886
Stores		
Stores (Stationery & Printing)	324,024	308,258
Stores (Repairs and Maintenance)	26,131	71,372
Total	350,155	379,630



V.O.C. Port Cargo Handling Division - Income and Expenditure (In Rupees)

Description	2016-17	2015-16
General Expenses		
Medical Scheme expenses	50,951,273	51,642,053
TA to staff	754,244	414,880
Reimbursement of LTC Expenses	293,818	28,232
Telephone Bills	76,102	89,161
Postage Expenses	6,643	5,382
Total	52,082,008	52,179,708
Sundry Expenses		
Rent&electricity	175,500	148,795
Printing &Stationery	4,378	309,626
Merit Scholarship	126,860	1,105,776
Legal&Professional charges	720,130	234,533
Labour Welfare expenses	4,055,375	4,282,525
Other expenses	1,101,837	1,211,878
Bus hiring charges	1,442,098	1,180,097
R&M through contract	227,143	303,771
Depreciation	87,112	87,112
Total	7,940,433	8,864,113
Schedule-19(Finance and Miscellaneous Income & Expenditure)		
A. Finance and Miscellaneous Income		
Bank Interest	3,342,697	2,907,664
Misc Income	104,194	750,673
Other Interest Received	1,066,397	1,158,250
Interest on Marriage Advance	148,662	248,347
Total Finance and Miscellaneous Income	4,661,950	5,064,934
B. Finance and Miscellaneous Expenditure		
VRS exgratia	50,141,575	0
Contribution to Pension Fund	551,467,000	367,216,941
Contribution to Gratuity Fund	84,300,000	107,495,873
Pension Payments	184,386,819	189,609,644
Interest on loan	0	12,050,000
Others	6,063	363,582
Total Finance and Miscellaneous Expenditure	870,301,457	676,736,040



SIGNIFICANT ACCOUNTING POLICIES

1. Basis of preparation of financial statements

The financial statements have been prepared under the historical cost convention on accrual basis and in accordance with Generally Accepted Accounting Principles in India (Indian GAAP). The said financial statements comply with the mandatory Accounting Standards issued by the Institute of Chartered Accountants of India.

2. Inventories:(Accounting Standard-2)

Inventories mainly consist of maintenance spares, tools and consumables and are valued at cost determined on weighted average basis or net realizable value whichever is less.

3. Depreciation:(Accounting Standard-6)

Depreciation of fixed assets is provided on straight line method on the economic life of assets given in the directives/circulars issued by the Government of India. Assets capitalized during the year are depreciated as follows:

Assets put to use

Upto 30 days –Nil

Above 30 days and upto 180 days –Half (50%)

Above 180 days –Full (100%)

Individual assets costing less than Rs. 1,00,000/- and having a life period of less than 5 years are fully charged to Revenue Account.

4. Revenue Recognition:(Accounting Standard-9)

The major sources of income of the Port are classified as follows:

- i. Cargo related service charges consisting of wharfage, storage charges, cargo handling and equipment hiring charges.
- ii. Royalty from BOT Operator for VII Berth operating the Container Terminal
- iii. Revenue share from PPP operation
- iv. Licence Fees from PPP operator for the licensing of water front area and back up area



- v. Port & Dock service charges consisting of towage & mooring and pilotage fees, berth hire fees and port dues.
 - vi. Estate Related charges consisting of lease of land, rent water, electricity and way leave charges.
 - vii. Railway earnings consisting of siding charges collected for the use of port siding.
 - viii. Finance & Miscellaneous income comprises of interest earned on investments, profit on sale of assets, port entry fees and penalties.
- a) **All charges covered under (i) to (vii) above are recognized on accrual basis immediately on completion of the services** to be rendered. Penal interest, Penalties and Entry Fees are recognized on receipt basis. Also wherever the claim is disputed for payment and pending as on the balance sheet date, the same is recognised on receipt basis
 - b) In respect of (viii) the interest incomes and other incomes are accounted on accrual basis. Interest on Investments is credited to Revenue account. Interests relating to investments made from Pension Fund, Gratuity Fund and Provident Funds are credited to the respective Funds.
 - c) Electricity charges are collected as per the meter reading and are recognized on accrual basis.
 - d) Water charges for lessees/outside agencies are collected as per the meter reading and recognized on accrual.
 - e) Other income including interest on advances to employees are recognized on receipt basis.

5. Fixed Assets Accounting: (Accounting Standard 10)

a) Fixed assets are stated in the books at historical cost consisting of actual cost of construction/ purchase price including import duties and other taxes which are directly attributable to bring the asset to the working condition for its intended use. All expenses up to the date of commissioning of the project have been capitalized.

b) Profit or loss on sale of fixed assets is accounted for in the Revenue accounts.

c). Capital work in progress is stated at the amount expended up to the balance sheet date.

6. Grant received from Government of India are credited to the Asset Account of on completion and net value is shown as Gross Block and depreciation provided thereon. Regarding Grants received in respect of schemes pending execution, the same will be disclosed as Grants received transferred to Capital account only on completion of assets though utilized.



7. Investment :(Accounting Standard 13)

The Port's investment other than Pension Fund, Provident Fund and Gratuity Fund broadly consist of Fixed Deposit with banks only.

The investments are valued at acquisition cost.

The investments out of Pension fund, Provident fund & Gratuity Funds were made in Central Government Securities, State Development Loans and Bonds and Fixed Deposits as prescribed in the Income Tax Act. Currently, the maturity of deposits in Pension Fund and Gratuity Fund and contributions from General Revenue Account to the said funds are deposited with Life Insurance Corporation towards Superannuation Fund and Gratuity Fund.

8. Retirement Benefits: (Accounting Standard 15)

Actuarial valuation done by Life Insurance Corporation of India was made towards Pension and Gratuity liability towards Employees. Subject to availability of funds, contributions are made to Pension Fund and Gratuity Funds created for the purpose by charging to Revenue Account.

Port's contribution to New pension scheme is also charged to the Profit and Loss Account. The amounts recovered from the members of General Provident fund are transferred to Employees General Provident Fund formed for this purpose. Employees who have joined service in the Port Trust after 1.1.2004 are covered under the New Contributory Pension Scheme. The said employees' and employer's contribution are being remitted to Chief Pension Accounts Office through NSDL under the Registration Code for the Port on monthly basis. As on date 71 employees are covered under this scheme.

9. Borrowing Cost: (Accounting Standard 16)

Borrowing cost that are directly attributable to the acquisition and construction of assets are capitalized till the date on which the asset is commissioned. Interest on loans after capitalization is charged to Revenue account on accrual basis. However, at present Port has no loan outstanding in the books.

10. Taxes on Income: (Accounting Standard 22)

Current tax is determined as the amount of tax payable for the period. Deferred tax is recognized, subject to consideration of prudence, on timing differences, being difference between taxable income and accounting income that originate in one period and are enabled for reversal in one or subsequent periods.



**11. Provisions, contingent liabilities & Contingent assets:
(Accounting Standard 29)**

Provisions are recognized only when there is present obligation as a result of past events and when a reliable estimate of the amount of obligation can be made. Contingent liability is disclosed for (i) Possible obligation which will be confirmed only by future events, not wholly within the control of V.O.C Port Trust or (ii) Present obligations arising from past events where it is no probable that an outflow of resources will be required to settle, the obligation or a reliable estimate of the amount of the obligation cannot be made.

Regarding amount due, the same is recognized on accrual basis except disputed cases which are either under litigation or under mutual discussions for negotiated settlement with Government bodies like Tamil Nadu Electricity Board(Tuticorin Thermal Power Station), Indian Oil Corporation, as well as BOT/PPP operators in which cases the matter is subjudiced.

**NOTES TO ACCOUNTS FOR THE FINANCIAL YEAR 2016-17 OF
V.O.CHDAMBARNAR PORT TRUST**

The Annual Accounts for 2016-17 have been prepared conforming to the accounting principles and practices applicable to all Major Ports. The features of the Annual Accounts 2016-17 are listed below:

Major change in VO Chidambaranar Port Trust during 2016-17

- a) The Port was brought under the purview of the Income Tax from the Assessment year 2003-04 by an amendment brought out by Finance Act, 2002. The Pension Fund and General Provident Fund managed by the Port have been recongnized by the Income Tax Department vide order issued by Income Tax Department dated 17.3.2007. The Pension Fund is bifurcated as Pension Fund and Gratuity Fund since 2006-07.
- b) *Pension Payments:* The pension payments are being made from the port revenue. 71 numbers of employees covered under the Contributory New Pension Scheme and Port has contributed an amount of Rs.31,96,672/- equivalent to amount contributed by the employees.
- c) The Port has created General Insurance Fund since the Port do not insured its assets with General Insurance companies. The purpose of the Fund is to cater to accidental losses relating to major assets. As per the Guidelines of Ministry of Shipping Port has completed the Tender process of Insurance of Port Properties and the premium payable annually to Insurance Company



shall be met from the General Insurance Fund till its liquidation.

- d) Port has made contribution of Rs.50.00 crores towards equity to Sethusamuthiram Corporation Limited upto year 2010-11. The above equity contribution made to Sethusamuthiram Corporation Limited is shown as investment in Balance Sheet. No dividend for the same is being received, since SCL has not commenced its commercial operations due to stay order issued by Court to SCL.
- e) Equity contribution of Rs. 25.00 Crores made with Tuticorin Road Company Ltd. is shown as equity under Investment in Schedule-IV to the Balance Sheet, and original share certificate for Rs.2, 26, 50,000/- is yet to be received from them. No dividend is received since the said company is yet to earn profits.
- f) Equity contribution of Rs. 4.50 Crores made with Indian Port Rail Company Ltd., and shown as equity under Investment in Schedule-IV to the Balance Sheet. No dividend is received as commercial operation is yet to commence.
- g) Consequent to compliance with Accounting Standard – 22 on accounting of taxes on income which has come into effect from the year 2003-04, the effect of deferred tax on accounting is asbelow:

Deferred Tax Liability	As on 31st March 2017 Rs.
Provision for DTL – as on 31.03.2016	1,414,652,127
Add: Deferred tax recognized in P & L A/c during the year.	146,826,405
Provision for DTL – as on 31.03.2017	1,561,478,532

h) The details of grant as on 31.03.2017 are as follows (in crores)

Sl. No	Description	Opening Balance	Received	Utilised	Closing Balance
1	Capital Dredging before NCB II etc., (*)	–	15.00	15.00	NIL
2	Coastal Berth (**)	15.00	–	15.00	NIL
3	Truck Parking Terminal (under sagarmala) (***)	–	10.00	10.00	NIL
4	OSRE	0.15	–	–	0.15
	Total	15.15	25.00	40.00	0.15



- (*) Total Grant sanctioned by Ministry of Shipping is Rs.224.01 crores. The said capital dredging completed during 2015-16. Out of Rs.224.01 crores Ministry of shipping has released Rs. 103.94 crores till 31.03.2017 balance Rs.120.07 crores is yet to be received from Ministry of Shipping.
- (**) For Coastal berth Rs. 25.00 crores sanctioned and Rs. 15.00 crores received from Ministry of Shipping and Port utilized fully. The balance Rs.10.00 crores shall be released on completion of work and the work is in progress as on 31.3.2017.
- (***) Though the amount of Rs. 10.00 crores grant utilized work is in progress as on 31.3.2017. Though grant of Rs. 2.00 crores received in February 2016 is also utilised in 2015 - 2016, not transferred to Outer Harbour account and shown in grant amount will be accounted in 2017 - 2018, which is not included in Opening Balance.
- i) An amount of Rs.1, 73, 26,000/- represents amount remitted by the Hi-bidder M/S Green Star Fertilizer Ltd., Tuticorin for Liquid storage Tank constructed by M/S Chemplast Tank forms and as per the order of High Court amount collected has been deposited in Escrow Account to credit of CMA (MD), No. 971 of 2014 on joint account in the name of VOCPT, M/s Chemplast sanmar Limited.
- j) During the year 2016-17 SVRS scheme was introduced & 195 no of employees (Port 61, CHD 134) opted & got relieved. The SVRS expenditure Rs.35.20 crores (Port Rs.10.11 crores, CHD Rs.25.09 crs). Out of which 1/5th is shown as F&M expenditure & balance treated as deferred revenue expenditure shall be apportioned in subsequent 4 years
- k) Contingent Liabilities not provided for in Accounts.
- (i) There was a dispute between VOC Port Trust & Tamil Nadu Water & Drainage Board with respect to payment of water charges at the rate of Rs.3.50 per kilolitre applicable to domestic supply as against the claim of the TWAD Board applying a rate of Rs.10.50 per kilolitre upto 9/2003 and at Rs. 15.00 per kilolitre from 10/2003. The award in the matter of Arbitration has been received on 30.4.2013. An amount of Rs. 6,59,99,222/- was provided against items relating to previous years below the Finance and Miscellaneous Expenditure during the year 2012-13 as arrears payable as per the order of the Arbitration Proceedings dated: 27.04.2013. The same is contested in Hon'ble High Court of Madras. Hence, further provision not made and the charges are



accounted as Rs.3.50 per KL.

- (ii) Seignorage Fees Rs. 1.18 crores, not provided as it is considered as exempted from payment for Port. Hence treated as contingent liability, as per the legal opinion.
 - (iii) ITDC: An amount of Rs.9.64 crores claimed by M/s ITDC towards L.D. levied and other issues in the project of construction of Berth No.9 not provided and under Arbitration.
 - (iv) M/s. IMC Ltd., Allotment of Port's Land to M/s IMC Limited- AS(MD) No.215 of 2008 filed by IMC before the Madurai Bench of High Court. In response to the appeal petition in A.S. No. 215 of 2008 filed by M/s IMC Limited, the Madurai Bench of Madras High Court set aside Judgement dated 08.1.2008 made by the District Court in O.S.No.13 of 2006 and directed the Port to pay a sum of Rs. 98,17,200/- along with Interest @ 6% from date of Deposit. The refund of the above is not provided in the Fiscal year 2016 - 2017.
 - (v) Tuticorin city Municipal Corporation has demanded Rs. 8.15 crores as Vacant Land Tax for the years 2012 - 2013 & 2013 - 2014. Since the Port is contesting the same in the Court of law, not provided.
 - (vi) No provision is considered necessary for disputed Income tax, Service tax demands which are under appeal proceedings based on the legal opinions since these demands are not sustainable in law.
- l) Amount not considered in books due to its uncertainty in nature
- (i) Regarding the royalty being received from M/S PSA SICAL Terminals Ltd., the same is being received at Rs.1969/-per TEU handled as against the actual royalty rate of Rs.2264/-TEU for 2011-12, Rs.2490/- per TEU for 2012-13 and Rs.2614/- for 2015-16 (15th July to 14th July following) respectively as per the License Agreement with the Company. This is due to the Arbitration Award passed by the Hon'ble Arbitral Tribunal, Chennai which is being contested before Hon'ble High Court of Madras. Simultaneously, M/S PSA Sical have obtained a stay from Hon'ble Supreme Court of India against collecting the revised rates. The amount due from 15.7.2011 to 31.3.2017 works out to Rs.



197.98 crores (excluding Interest) which is not accounted in books due to matter subjudiced.

- (ii) NCBII-License Fee: M/s TCTPL (NCB-II) towards License fee under dispute with determination of date of handing over as on 15.3.2010 approved by Board , but disputed by M/s TCTPL – Rs. 4.21 crores plus Service Tax and Interest.
- (iii) NCB-I - MGT, License Fee: Towards MGT shortfall and License fee due Rs. 71.56 crores plus Service tax and Interest for the period from 2009-10 to 2016-17, not considered as agreement yet to execute and in respect of license fee the Date of Lease period disputed.
- (iv) VIII Berth – Rs.9.17 crores plus Service Tax and Interest due to in-admissibility to claim rebate in computing Gross Revenue at TAMP rates for calculation of Revenue share due to deployment of Harbour Mobile Crane since the same is disputed.
- (v) M/s Sea Port Logistics (Floating Crane) – Penalty for Non-availability upto the period termination Notice 15.2.2017 Rs. 3.01 crores plus service tax and penal interest, due to the party disputing the same.
- (vi) License fee/ the lease rental income which are disputed pending due to court case subjudice are not accounted. Similarly the MGT dues of those parties which are disputed has not been accounted. Since agreement for the same was also not executed. M/s.Indian Oil Corporation has to pay the MGT dues amounting to Rs.106.99 Crores for the period from September, 2009 to August, 2016. In respect of allotment 20 acres excluding Interest on Service Tax.
- (vii) Claim made for Rs.8.11 crores on Indbharat, Sterlite, Coastal Energon due to application of rates for Coal handled by Private Power Plants not considered as the matter pending in Court of law.
- (viii) CHD- GPF: Claim of Interest on belated transfer of subscribers balance upto 31.12.2002 collected by Regional Provident Commissioner to CHD consequent on formation of TPTCHLP (now CHD) case filed before Madurai bench of Hon'ble High Court of Madras for claim of principal of Rs. 34,22,967/-



plus interest due on the total belated payment of Rs.17,07,36,496/- totaling Rs. 17,41,59,463/-

(ix) CHD-ESI: Ineligible claim from ESI Corporation Ltd., in respect of their claim from erstwhile TSA labour pool for the period from 1.4.1983 to 31.7.1987 with Interest - Rs. 2,11,11,354/- paid in February 2012 due to orders of attachment issued by ESI claim filed before Hon'ble High Court of Madras restoration petition in W.P.No.14980 of 1997 filed in August 2012.

m) Obsolete assets are identified, survey reported and disposed off by auction. On completion of disposal, the same is removed from the Block of Assets.

n) The VOC Port Trust Scale of Rates provides for collection of Penal Berth Hire Charges which do not achieve the performance standard and incentive for which exceed the norms w.e.f 9.11.2016. The Performance standards were revised March, 2016 with retrospective effect from 9.11.2016. On implementation, Tuticorin Ship Agents Association went for litigation. The Hon'ble Madurai bench of Madras High Court granted interim stay for retrospective limitation of Penal berth Hire Charges (April, 2017) the implication was as below for the period from 09.11.2016 to 31.03.2017.

Penal Charges	-	Rs.9,93,84,765
Incentive Charges	--	Rs.2,87,99,124



INCOME TAX

Sl. No	Nature of statute Forum where pending	Assessment Years	As on 31 ST March 2017
1	Appeal by DCIT, Tuticorin before ITAT against order of CIT(A)-I, Madurai Issue: Allowability of Depreciation	2009-10	Rs. 3,12,32,250/-
2	Appeal filed by Port before CIT(A) Madurai against order u/s 143(3) r.w.s.147 of the Income Tax, 1961 passed by DCIT. Tuticorin Issues: (I) Disallowance of Pension Payments (ii) Allowability of Depreciation	2009-10	Rs.8,90,90,810/-
3	Appeal filed by Port before CIT(A) Madurai against order u/s 143(3) r.w.s.263 of the Income Tax, 1961 passed by DCIT. Tuticorin Issues: (I) Disallowance of Pension Payments (ii) Allowability of Depreciation	2010-11	Rs.13,94,05,300/-
4	Notice u/s 148 of Income Tax Act,1961 from DCIT, Circle-I. Tuticorin re-opening the case.	2011-12	Rs. 14,88,06,579
5	Appeal by DCIT, Tuticorin before ITAT against order of CIT(A)-I Madurai Issue: (I) Allowability of Depreciation (ii) Pension Payments	2012-13	Rs.15,89,30,000/-
6	Order u/s 143(3) of the Income Tax Act, 1961 passed by DCIT, Tuticorin Appeal filed by the Port with CIT(A) Madurai Issue: 1.Disallowance of Pension Payments 2. Difference in contribution to Pension and Gratuity Funds	2013-14	Rs.20,52,29,510/-
7	Notice u/s 143(2) of Income Tax Act,1961 from DCIT.Circle-I Tuticorin for VOC Port Trust (Pension Payments)	2014-15	Rs.22,41,31,050

SERVICE TAX

Sl. No	Nature of statute Forum where pending	Assessment Years	As on 31 ST March 2017
1	Non payment of service tax on royalty charges collected from M/s PSA Sical Tuticorin. Orders passed by CESTAT Chennai	2006-07	Rs.3.22 Crore & Rs.2.55 Crore with Interest
2	Appeal filed by Port against the order of Commissioner of Central Excise, Tirunelveli in respect of Non payment of Service Tax in Upfront Premium received by VOC Port Trust	2014-15	Rs.7.73 Crores



NOTES TO THE PROFIT AND LOSS ACCOUNT:

Various items of Income and Expenditure:

- 1) The details of income and expenditure are available in Schedules annexed to the Profit and Loss Account for the year ended 31.03.2017.
- 2) The amount provided for depreciation, renewals or diminution in value of Fixed Assets are furnished in the Schedule 3 to the Balance Sheet.
- 3) There is no instance of any asset not provided for depreciation during the year with respect to the policy of providing Depreciation of Assets in use for more than 30 days.
- 4) For the Financial Year 2016-17 provision for taxation is Rs. 38.77 Crores.
- 5) Rs. 36.00 Crores were transferred to each of the statutory reserves, viz., Reserve for development, Repayment of loans and Contingencies and Reserve for Replacement, Rehabilitation and Modernization of Capital Assets from the net surplus.
- 6) The aggregate of amount set aside and withdrawn from specific reserve are furnished as appropriation to Net Surplus in the Profit and Loss Account.
- 7) The aggregate of amount set aside towards provision are made for meeting specific liabilities. Contingencies are not specific commitments and hence not provided for.
- 8) Transferring the provisions to 2 statutory reserves are considered as appropriation from Net Surplus in revenue account.
- 9) **Expenditure incurred on specified heads:**
A statement showing the operating Expenditure on various specified heads are available in the Type wise Expenditure statement.
- 10) **Income from Investments:**
The total interest earned on investments and is Rs.30.87 Crores in respect of General Revenue .
- 11) Other Income received by way of interest is Rs. 0.36 crores from advances extended to employees.
- 12) On Disposal of Capital Assets which is non- recurring nature profit is Rs. 1.66 lakhs
- 13) Based on the completion of assessment for 2009-10 & 2012-13 an amount of Rs.1.67 Crores is recognized as interest income and accounted under item relating to previous years below Finance & Miscellaneous Income.
- 14) Total Finance Miscellaneous Income Rs. 88.31 crores towards Interest on



investment, Harbour entry fee, Income tax refund etc.,

- 15) Dividend from subsidiary companies: NIL
- 16) The amount paid to Trustees not being the Employees of the Port is Rs.1.14 Lakhs towards the fees and travelling expenses.
- 17) **Amount paid /payable to Auditors.**
 - i) Amount Paid to Comptroller and Auditors Generals Office for conducting concurrent Audit is Rs.55.99 lakhs for the period upto 2015-16. The arrears payable due to pay revision of VI & VII pay Commission not accounted since not claimed by CAG and hence not provided
 - ii) The fee payable for tax audit is Rs.0.75 lakhs
 - iii) The fee payable for Internal Audit is Rs.6.86 lakhs
- 18) The value of total purchase of stores and materials made on capital account but not included in the capital account is NIL.
- 19) The accounting policies followed for preparation of Balance Sheet and Profit and Loss Account are given in the Notes on Account appended to Annual Accounts 2016-17.
- 20) The earnings in foreign exchange is NIL. However, rates for certain ship related services are fixed in US\$ rates but collected in equivalent Indian rupees. Income received on US\$ denominated rates is Rs.116.76 Crores out of the total vessel related income of Rs.164.70 Crores.

Quantitative Information:

- i) Installed capacity of the Port: 46.70 million tones
- ii) Actual utilization i.e. quantity handled by the Port 38.46 million tonnes.

21) Details of Staff Strength:

Employees of the Port as on 31.03.2017 on the basis of status as class I, Class II, Class III, and Class IV can be grouped on functional basis as those belonging to Operation Department, Engineering Departments and Administrative Departments. Accordingly, the details are furnished separately for Operation Departments, Engineering Departments and Administrative Departments.



Sl.No	Particulars (Port)	Operational Depts.	Engg. Depts.	Admn. Depts.	Total
1	Number of Staff- Port	285	181	106	572
	- CHD	415	-	20	435
	TOTAL	700	181	126	1007
2	Expenditure on salaries including wage arrears, overtime, PLR, EL encashment (Rs.in crores)				
	-Port	27.37	17.54	14.60	59.51
	-CHD	45.85		2.54	48.39
	TOTAL	73.22	20.08	14.60	107.90

22. The following are the upfront lease premium received in advance for 30 years on lease of land and remaining in the books of accounts as on 01.04.2017, the amount appropriated for 2016-17 and as on 31.03.2017 are also shown below.

(In Rupees)

Date of allotment	Sl. No	Name of the lessee	No of Yrs	Lease Period		Balance as on 31.03.2016	Booked as prop. income for 2016-17	Balance as on 31.03.2017
				From	To			
		<u>GOVERNMENT/ PSU:</u>						
1200004		INDIAN POTASH LIMITED	30	01.02.2008	31.12.2038	1,71,58,221	7,85,873	1,63,72,348
1200005		M/S SPICES BOARD	30	10.11.2009	09.11.2039	3,82,909	16,221	3,66,688
1200012		M/S. NEYVELI LIGNITE CORPORATION LTD	30	14.08.2007	13.08.2037	34,45,30,247	1,61,18,374	32,84,11,873
1200015		M/S KRIBCO	30	09.06.2008	08.06.2038	4,01,38,201	18,08,933	3,83,29,268
1200016		RASHTRIYA CHEMICALS AND FERTILIZERS	30	18.01.2008	17.01.2038	2,96,39,193	13,36,269	2,83,02,924
1200017		CUSTOMS & CENTRAL EXCISE DEPT	30	01.07.2009	30.06.2039	13,02,596	54,275	12,48,321
1200019		BHARAT SANCHAR NIGAM LIMITED	10	01.01.2003	31.12.2012	35,56,587	1,52,917	34,03,670
1200022		TNEB	30	31.10.2015	30.10.2045	1,50,79,039	2,12,381	1,48,66,658
		NUCLEAR FUEL COMPLEX				35,00,004	1,66,666	33,33,338
1200023	0	Joint Director of Fisheries	30	10.03.2017	09.03.2047	-	309	1,58,629
1200024	1	M/S. HINDUSTAN PETROLEUM CORPORATION LTD	29	01.06.2016	31.05.2045	-	47,77,299	16,14,72,701



(In Rupees)

Allotment No	Sl. No	Name of the lessee	No of Yrs	Lease Period		Balance as on 31.03.2016	Booked as prop. Income for 2016-17	Balance as on 31.03.2017
				From	To			
		<u>PRIVATE:</u>						
1200000		J.M.BAXI & CO	16	01.01.2008	31.12.2023	96,499	12,451	84,048
1200001		GERMAN EXPRESS	18	01.01.2007	31.12.2024	89,399	10,217	79,182
1200002		CHAKIAT AGENCIES PRIVATE LIMITED	16	01.01.2007	31.12.2023	96,499	12,451	84,048
1200003		UNITED LINER AGENCIES OF INDIA	19	14.09.2005	31.12.2024	75,291	8,605	66,686
1200006		RELIANCE INFOCOM LTD	30	15.11.2003	14.11.2033	2,09,166	12,202	1,96,964
1200007		TATA TELESERVICES	30	24.05.2004	23.05.2034	3,95,945	21,818	3,74,127
1200008		AIRCEL	30	01.06.2004	31.05.2034	2,21,006	12,165	2,08,841
1200011		M/S GOLDEN ELECTRONICS WEIGH BRIDGE	30	27.01.2005	26.01.2035	42,32,411	2,24,862	40,07,549
1200014		M/S TUTICORIN MARINE MOMENTS	18	01.01.2007	31.12.2024	89,399	10,217	79,182
1200018	0	POOVANAINTHAL	30	30.01.2011	29.01.2041	4,66,30,905	18,77,965	4,47,52,940
1200009	1	AXIS BANK	30	30.07.2004	29.07.2034	75,175	4,101	71,074
1200020	2	GREEN STAR	30	15.07.2015	14.07.2045	15,92,49,726	54,37,206	15,38,12,520
1200021	3	GREEN STAR	30	14.10.2015	13.10.2045	1,21,58,174	4,11,638	1,17,46,536
TOTAL						67,89,06,592	3,34,85,415	81,18,30,115

It is indicated that an amount of Rs.9,64,55,470/- (3,94,37,750/(Dt:13.08.2013) and Rs.5,70,17,720/ (Rent + Service Tax) -(Dt:03.02.2017))- has been received from M/s. INS Kattabomman for the allotment of land. The agreement for allotment is yet to be signed and is pending. On finalization of the agreement the upfront amount kept under deposit will be apportioned equally over the period of lease from the date of agreement.

Note: During the uploading of Opening balance in r/o.NTPL amount of Rs.40,07,23,502/-was uploaded and the date reported as 12.06.2008. is being rectified through this JV.





सत्यमेव जयते

भारतीय लेखा तथा लेखा परीक्षा विभाग
कार्यालय प्रधान निदेशक वाणिज्यिक लेखा परीक्षा
तथा पदेन सदस्य लेखा परीक्षा बोर्ड, चेन्नै

Indian Audit and Accounts Department
Office of the Principal Director of Commercial Audit
& ex-officio Member Audit Board, Chennai



10:11, 2017

No. PDCA/CA 3/VOCP 2-105/A/cs 16-17/2017-18/

To

The Secretary,
Ministry of Shipping,
Transport Bhawan,
No.1 Parliament Street,
New Delhi 110 001.

Sir,

Sub : Separate Audit Report on the accounts of V.O. Chidambaranar Port Trust
for the year 2016 - 17 Regarding

I forward herewith the Separate Audit Report on the accounts of V.O. Chidambaranar
Port Trust for the year 2016-17

A copy of the Audit Report and the Accounts as presented to Parliament may be sent to
this office and four copies thereof may be sent to the Director General (Comercial),
O/o the Comptroller and Auditor General of India, Pocket 9, Deen Dayal Upadhyaya Marg,
New Delhi 110 124.

The dates of presentation of the Accounts and Audit Report of Parliament may kindly be
intimated to this office

The receipt of this letter with enclosures may be acknowledged.

Yours faithfully,

-sd-

(G. SUDHARMINI)

PRINCIPAL DIRECTOR OF COMMERCIAL AUDIT
& EX-OFFICIO MEMBER AUDIT BOARD, CHENNAI

इंडियन आईल भवन, स्तर - 2, 139, महात्मा गाँधी मार्ग, चेन्नै 600 034

Indian Oil Bhavan, Level - 2, 139, Mahatma Gandhi Road, Chennai - 600 034
Tel. : 044-28330147 Fax : 044-28330142/45 e-mail : mabchennai@cag.gov.in

75

No. PDCA/CA 3/VOCPT 2-105/A/es 16-17/2017-18/514

10.11.2017

Copy of the Separate Audit Report and Audit Certificate along with the Management Letter for the year 2016-17 forwarded to The Chairman. V.O. Chidambaranar Port Trust for placing the same before the Board. Five copies of English and Hindi version of the Accounts, Audit Report and Audit Certificate may be arranged to be sent.



(G. SUDHARMINI)
PRINCIPAL DIRECTOR OF COMMERCIAL AUDIT
& EX-OFFICIO MEMBER AUDIT BOARD, CHENNAI

**SEPARATE AUDIT REPORT OF THE COMPTROLLER & AUDITOR GENERAL OF INDIA ON
THE ACCOUNTS OF V.O.CHIDAMBARANAR PORT TRUST, TUTICORIN FOR THE YEAR
ENDED 31 MARCH 2017**

We have audited the attached Balance Sheet of V.O. Chidambaranar Port Trust as at 31 March 2017 and the Profit and Loss Account for the year ended on that date under Section 19(2) of the Comptroller & Auditor General's (Duties, Powers & Conditions of Service) Act, 1971 read with Section 102 of the Major Port Trusts Act, 1963. The financial statements are the responsibility of the V.O. Chidambaranar Port Trust's management. Our responsibility is to express an opinion on these financial statements based on our audit.

2. This Separate Audit Report contains the comments of the Comptroller & Auditor General of India (CAG) on the accounting treatment only with regard to classification, conformity with the best accounting practices, accounting standards and disclosure norms, etc. Audit observations on financial transactions with regard to compliance with the Law, Rules & Regulations (Propriety and Regularity) and efficiency-cum-performance aspects etc., if any, are reported through Inspection Reports/CAG's Audit Reports separately.
3. We have conducted our audit in accordance with auditing standards generally accepted in India. These standards require that we plan and perform the audit to obtain reasonable assurance about whether the financial statements are free from material mis-statements. An audit includes examining, on a test basis, evidences supporting the amounts and disclosure in the financial statements. An audit also includes assessing the accounting principles used and significant estimates made by management, as well as evaluating the overall presentation of financial statements. We believe that our audit provides a reasonable basis for our opinion.
4. Based on our audit, we report that:
 - i. We have obtained all the information and explanations, other than the basic records of BOT/PPP operations at M/s PSA SICAL, Dakshin Bharath Gateway Terminal, M/s Chennai Radha Engineering Works Private Ltd., and Harbour Mobile Crane (M/s IMCOLA Crane Company Pvt. Ltd., Floating Crane (M/s Seaport), which to the best of our knowledge and belief were necessary for the purpose of our audit;
 - ii. The Balance Sheet and Profit and Loss Account dealt with by this report have been drawn up in the format approved by the CAG under Section 102 of the Major Port Trust Act, 1963;
 - iii. In our opinion, proper books of accounts and relevant records have been maintained by the V.O. Chidambaranar Port Trust as required under Section 102 of the Major Port Trust Act, 1963, in so far as it appears from our examination of such books.



Action taken Note - Separate Audit Report for the year 2016-17 Annual Accounts

Sl. No	Subject	Further remarks of Port									
A.	BALANCE SHEET										
	<p>Current Assets Loan & Advance Cash & Bank Balance- R.36.86 crore (Sch 4 A) Cash & bank balances – Rs.11.25 crore (Sch 4 B)</p> <p>Scrutiny of Bank Reconciliation statements prepared by the Port as on 31.March,2017 revealed that in respect of two Bank Accounts relating to General Revenue, the balance as per books did not reconcile with the balance as shown in the Pass books.</p>	<p>Status of BRS (Cheque deposited) outstanding items are as follows: (Rs. In Crs.)</p> <table border="1"> <thead> <tr> <th>Description</th> <th>As on 31.03.2017</th> <th>As on 15.11.2017</th> </tr> </thead> <tbody> <tr> <td>Port</td> <td>2.68</td> <td>0.41</td> </tr> <tr> <td>CHD</td> <td>81.90</td> <td>1.75</td> </tr> </tbody> </table> <p>The Cash and Bank balances are being reconciled and shall be submitted to Audit in due course</p>	Description	As on 31.03.2017	As on 15.11.2017	Port	2.68	0.41	CHD	81.90	1.75
Description	As on 31.03.2017	As on 15.11.2017									
Port	2.68	0.41									
CHD	81.90	1.75									
B.	Profit & Loss Account										
1	<p>Finance & Miscellaneous Expenditure- Rs.267.63 crore</p> <p>As per Actuarial valuation done by LIC on Pension & Gratuity Liability for existing employees and existing Pensioners (Port & CHD) as on 31, March, 2017, the liabilities worked out to Rs.1,131.31 crore. The Port provided an amount of Rs.894.63 crore towards Pension & Gratuity Fund.</p> <p>This resulted in understatement of current liabilities and Provision and overstatement of net surplus by Rs.236.70 crores.</p>	<p>The shortfall reported by the Audit in Pension and Gratuity Fund is accumulated shortfall and resulted not in any particular year. Port has already transferred and invested an amount of Rs. 128.93 crores during the current year 2017-18 and Shortfall shall be fully met by 2018-19</p>									
2	<p>Operating Expenditure- Rs. 247.92 crore- Rentable Land & Buildings- Rs. 14.678 crore(Sch-13)</p> <p>The above does not include Rs. 2.12 crore payable to M/s IMC Limited as per orders of Madurai Bench Honourable High Court of Madras. Since, Port has not filed an appeal against the Judgment, the same needs to be provided for, instead of treating the same as contingent liability.</p> <p>This has resulted in overstatement of surplus and understatement of current liability by Rs.2.12 crores</p>	<p>As on the date of Balance Sheet no decision was taken by the Port on the orders of Hon'ble High Court Madurai Bench. Hence disclosure was made as contingent liability on Balance Sheet date. Subsequently in the Board meeting held on 7.7.2017 a decision has been taken not to go for appeal. Accordingly an amount of Rs.1,97,22,621 was settled to the party and accounted in the book of the accounts during 2017-18, i.e in the year of decision taken.</p>									
3	<p>Finance & Miscellaneous Expenditure – Rs.267.63 Crore</p> <p>The above does not include provision for Rs.8.15 crore towards Vacant Land Tax (VLT) by Thoothukudi City Municipal Corporation for the years 2012-13 & 2013-14. Non-provision of the same has resulted in under statement of F&M Expenditure, overstatement of Net surplus and understatement of Current liability to an extent of Rs.8.15 crore.</p>	<p>The Port is in the view of that there is no need for payment of Vacant Land Tax (VCT) as the Port has only incurring substantial expenditure on facilities provided viz., Water, Drainage, However the Port has disclosed Liability in the Notes on Accounts as Contingent Liability. Further, it is to infer that to contest in the case filed by Commissioner at Hon'able High Court Madurai Bench. Hence in view of the above, i.e disclosing as Contingent liability is in order</p>									



Sl. No	Subject	Further remarks of Port																											
C 1	Significant Accounting Policy and Notes to Accounts Contingent Liability of Rs.3.53 crore arising in respect of M/s.Sea Port Logistics Pvt Ltd on account of filing a petition (March 2017) Under section 9 of the Arbitration and Conciliation Act 1996 for encashment of Bank Guarantee towards Performance Security was not disclosed by the Port.	It is to submit that M/s Sea Port Logistics has not provided the services of Floating crane for anchorage handling and Port has encashed Bank Guarantee which was submitted towards Performance Security as per the License Agreement entered into for providing the subject services for a period of 10 years. Further it is to state that M/s Sea Port Logistic has already filed a petition in the local court which is being resulted in favour of Port. Hence the action of the Port is in order and no need to disclose under the Contingent Liability.																											
2	Port has forfeited and amount of Rs.42.95 crore being performance guarantee of PPP operators towards penalties which was disputed by the operators through Arbitration Tribunal Constituted as per orders of High Court (December 2016). However this was not disclosed by the Port under Contingent Liability	The position referred to by the Audit is the subsequent developments after the date of closure of Accounts. Further, the action of Port i.e encashment of Performance Security is as per the conditions laid down the Concession Agreement, where both the parties have agreed to. Hence, there is no need to include/disclose under the Contingent Liability. However, necessary action will be taken on the developments and progress on the issue, if required																											
D 1	General The Nominal value of land reclaimed/ land acquired from state Government/Central Government (1041.99 acres) at no cost was not disclosed in the accounts	There is no such practice of Accounting for nominal value of lands & only for other Fixed Assets, where amount is incurred to put such assets in existence, nominal value is accounted, for identification of assets. In case of land, GIS mapping is being done for identification of land area available and takes care of the same.																											
2	Assets & Liabilities Ledgers- Minus balances:- There were negative balances in 25 Ledgers pertaining to Assets and 16 Ledgers Pertaining to Liabilities as shown below, <table border="1" data-bbox="386 1339 787 1507"> <thead> <tr> <th></th> <th>No. of Ledgers</th> <th>Total Amount (Rs)</th> </tr> </thead> <tbody> <tr> <td>Asset</td> <td>25</td> <td>919,52,04,098</td> </tr> <tr> <td>Liabilities</td> <td>16</td> <td>221,53,50,382</td> </tr> </tbody> </table> Negative balances continue to exist in accounts despite being highlighted in the Separate Audit Report of Previous Year i.e 2015-16		No. of Ledgers	Total Amount (Rs)	Asset	25	919,52,04,098	Liabilities	16	221,53,50,382	Based on further review, the negative balances as on date is furnished below: (Rs. in Crores) <table border="1" data-bbox="792 1270 1258 1438"> <thead> <tr> <th rowspan="2">Sl. No</th> <th colspan="3">As on 31.3.2017</th> <th rowspan="2">Balance as on 15.11.2017</th> </tr> <tr> <th>As per Audit Report</th> <th>Single line ledgers</th> <th>Balance in ledgers</th> </tr> </thead> <tbody> <tr> <td>1</td> <td>919.52</td> <td>499.78</td> <td>419.74</td> <td>170.52</td> </tr> <tr> <td>2</td> <td>221.53</td> <td>129.75</td> <td>91.78</td> <td>42.53</td> </tr> </tbody> </table> The net balances are not negative and only within the ledger due to non-pairing of parties and partial set off not possible. However, constantly the reconciliation work is being monitored and necessary adjustments are being carried out.	Sl. No	As on 31.3.2017			Balance as on 15.11.2017	As per Audit Report	Single line ledgers	Balance in ledgers	1	919.52	499.78	419.74	170.52	2	221.53	129.75	91.78	42.53
	No. of Ledgers	Total Amount (Rs)																											
Asset	25	919,52,04,098																											
Liabilities	16	221,53,50,382																											
Sl. No	As on 31.3.2017			Balance as on 15.11.2017																									
	As per Audit Report	Single line ledgers	Balance in ledgers																										
1	919.52	499.78	419.74	170.52																									
2	221.53	129.75	91.78	42.53																									



Sl. No	Subject	Further remarks of Port
3	The Port has neither assessed the liability towards Leave Encashment through of Leave Actuarial Valuation nor provided for this same as required vide Common Frame work for Financial Reporting.	Provision for Encashment is being valued every year on the Balance Sheet date with respect to applicable Leave at credit at the prevalent salary on Balance sheet date. Excess or short fall is addressed with respect to above provision and accordingly excess provision of Rs. 18,81,865/- was withdrawn on 31, March, 2017 vide doc No. 37005995, dated 31.3.2017. Further it is submit that action is already initiated for assessment of actuarial valuation for EL encashment
E	EFFECT OF AUDIT The net impact of the above comments was that Liabilities are understated by Rs.246.97 crore and Net Surplus was overstated by 246.97 crore.	No Comments
F	MANAGEMENT LETTER Deficiencies which have not been included in Audit Report were brought to the notice of the Chairman, V.O.Chidambaranar Port Trust, through a Management letter to be issued separately for remedial/ corrective action	No Comments
G	GRANTS IN AID Opening balance of Grant-in-aid was Rs. 15.15 crore, receipts of grants during the year was Rs.25.00 crore, utilization during the year was Rs. 40.00 crore and closing balance as on 31.3.2017 was Rs. 0.15 crore.	FACTUAL

Sd/-
(G.SUDHARMINI)
PRINCIPAL DIRECTOR OF COMMERCIAL AUDIT &
EX-OFFICIO MEMBER AUDIT BOARD, CHENNAI

Sd/-
CHAIRMAN
V.O.CHIDAMBARANAR PORT TRUST



Sl. No	Subject	Further remarks of Port
1.	<u>Adequacy of Internal Audit System</u> The internal audit work has been entrusted to a private Audit firm with effect from 12.04.2016. The Internal Audit reports were not placed before VOC Port Trust Board quarterly as directed by Government of India, Ministry of Shipping.	The Internal Audit report was placed before the Board in the 2 nd meeting held on 10.11.2017
2.	<u>Adequacy of Internal Control System</u> The internal control system in port is inadequate. Due to this i) misclassification in booking of expenditure, ii) non-adjustment of various advances, iii) prevalence of significant minus balances in various asset and liability ledgers, iv) discrepancy in final figures between suspense ledgers, schedules, consolidated ledger, v) Existence of journal entries passed with inadequate/incomplete details, vi) Non-reversal of EMD/Security Deposits remaining unclaimed for more than three years. vii) Absence of system of reviewing the Debtors and making provisions for Bad and doubtful debts. viii) Instance of wrong operation of GL code ie., instead of operating A404, Port operated A405. i ix) Non-reconciliation of difference between CENVAT credit position of ledger balances and Service Tax return.	Noted for Compliance
3	<u>System of Physical Verification of Fixed Assets</u> The System of verification and Periodicity of verification are not documented.	Physical Verification reports received from all the departments were handed over on 12.07.2017. However the periodicity and system of verification shall be documented during 2017-18 as a part of finance manual.
4	<u>System of Physical Verification of Inventory</u> The Physical Verification of inventory was completed up to March 2017.	No Comments
5	<u>Regularity in payment of Statutory Dues</u> The port is regular in depositing undisputed statutory dues.	No Comments

Sd/-
(G.SUDHARMINI)
PRINCIPAL DIRECTOR OF COMMERCIAL AUDIT &
EX-OFFICIO MEMBER AUDIT BOARD, CHENNAI

Sd/-
CHAIRMAN
V.O.CHIDAMBARANAR PORT TRUST



**DRAFT REVIEW OF ACCOUNTS OF V.O.CHIDAMBARANAR PORT TRUST
FOR THE YEAR ENDED 31ST MARCH,2017 BY THE COMPTROLLER AND
AUDIT GENERAL OF INDIA**

I. FINANCIAL PERFORMANCE			
The following table summarizes the financial position of the VOCPT at the end of each of the three years ending 31 March 2015, 2016 and 2017			
(Rs. in Crore)			
Particulars	2014-15	2015-16	2016-17
A. SOURCES OF FUNDS			
(I) Capital Reserves	1190.34	1547.97	1663.18
(ii) Revenue Reserves	206.75	(23.74)	(32.51)
(iii) Statutory Reserves	67.65	46.66	55.66
(iv) Pension, Fund, Gratuity Fund, HBA, Spl.FMB (page no 2 of balance sheet)	566.82	725.84	925.28
(v) Current Liabilities & Provisions	600.42	661.27	680.91
(vi) Deferred Tax Liability	107.94	141.47	156.15
Total (A)	2739.92	3099.46	3448.67
B. APPLICATIONS OF FUNDS:			
Gross Block (from schedule 3 to Balance Sheet)	1137.62	1501.77	1514.52
Less: Depreciation (from Balance Sheet liability side)	(205.44)	(228.83)	(254.49)
Net Fixed Assets	932.18	1272.94	1260.03
Work-in-Progress	85.93	52.51	139.97
Investments (from Balance Sheet)	1235.99	1206.50	1409.10
Current Assets (from Balance Sheet)	485.82	567.51	639.57
Total (B)	2739.92	3099.46	3448.67
C. Working Capital	(114.60)	(93.76)	(41.34)
D. Net Worth	1464.74	1570.89	1687
E. Capital Employed	817.58	1179.18	1218.68
F. Return On Capital Employed (percentage)	19.64	8.66	9.66
Note: Working Capital represents Current Assets minus Current Liabilities & Provisions			
Capital Employed represents Net Fixed Assets plus Working Capital			
Rate of return represents percentage of net surplus (before appropriations) to Capital employed			
Net worth represents Capital Reserves, Revenue Reserves and Other (Statutory) Reserves plus surplus/less accumulated deficits.			



II OPERATING RESULTS			
(Rs. in Crore)			
Particulars	2014-15	2015-16	2016-17
a. REVENUNE			
(I) Operating Income	466.85	550.99	597.93
(ii) Non-Operating Income	109.33	72.88	88.78
TOTAL (a)	576.18	623.87	686.71
b. EXPENDITURE			
(I) Operating Expenditure	229.05	239.54	247.91
(ii) Non-Operating Expenditure	128.13	202.91	267.63
TOTAL (b)	357.18	442.45	515.54
c) Net Surplus (before tax)=(a)-(b)	219.00	181.42	171.17
d) Less: Provision for deferred tax liability	5.56	33.52	14.68
Provision for Income Tax	52.90	44.50	38.77
TOTAL (d)	58.96	78.02	53.45
e) Net Surplus (after Tax)= (c) – (d)	160.54	103.40	117.72
Add: Amount transferred from Reserve Funds	10.22	391.61	71.26
f) Total Amount available for appropriation	170.46	495.01	188.98
g) Less: Transfer to Reserve Funds etc.	170.15	501.31	188.27
h) Less: Surplus transferred to General Reserve	0.61	(6.30)	0.71
I) Percentage of Net Surplus (After tax) to			
(I) Operating Income	34.39	18.77	19.69
(ii) Net fixed Assets	17.22	8.12	9.34
(iii) Net Worth	10.96	6.58	6.98
j) Ratio Analysis (Liquidity and Solvency)			
(I) Percentage of Current Assets to Current Liabilities	80.91	85.82	93.93
(ii) Percentage of Quick Assets to Current Liabilities	11.99	7.69	5.41
(I) Percentage of Sundry Debtors to Operating Income	20.90	25.71	18.76
IV.PHYSICAL PERFORMANCE	(Traffic of tonnes in lakh)		
PARTICULARS			
I) Traffic handled			
a) Import	239.93	273.67	279.97
b) Export	84.21	94.82	104.66
ii)Berth Occupancy			
a) Alongside Berths (%)	70.73	74.28	86.87
b) Coal Jetties (%)	72.94	64.23	47.73
C) Oil jetties (%)	36.68	37.97	38.92





V.O.CHIDAMBARANAR PORT TRUST



PART - IV STATISTICAL DETAILS

VITAL PORT STATISTICS

A. Topography of Port (As on 31st March, 2017)

Port : V.O. Chidambaranar Port Trust

Year 2016-17

Location		Entrance Channel			Turning Circle		Type of Dock/ Port
Latitude	Longitude	Length (Km)	Minimum Depth (Meters)	Minimum Width (Meters)	Number	Diameter	
1	2	3	4	5	6	7	8
8°45'066"N	78°11.594'E	3.80	(-) 14.70	230	1	488	Artificial



B. STORAGE CAPACITIES

Type	No	Location	Dry Storage area Sq.m	Liquid Storage		Container Cargo	Remarks
A. OWNED BY PORT							
1. Whare Houses	3	Inside	14,940	—	—	—	
2 Transit Sheds	2	Inside	10,800	—	—	—	—
3 Dangerous Cargo Shed	1	Inside	733	—	—	—	—
4 Fumigatorium	1	Inside	739	—	—	—	—
5 Operation area	1	Inside	5,53,000	—	—	—	—
B. OWNED BY OTHER THAN PORT							
1. Ware houses	14	Outside	4,23,000	—	—	—	Owned by TNWHC
2. Ware houses	2	Outside	36,000	—	—	—	Owned by CWC
3. Tank	3	Inside	—	15,000 M ³	Phosporic acid	—	M/s. SPIC
4. Tank	1	Outside	—	13,700 KI	Naptha	—	M/s.IOC
5. Tank	1	Outside	—	13,800 KI	Naptha	—	M/s.IOC
6. Tank	1	Outside	—	14,100 KI	Naptha	—	M/s.IOC
7. Tank	3	Outside	—	25,500 KI	Furance Oil	—	M/s.IOC
8. Tank	1	Outside	—	750 KI	LS FO	—	M/s.IOC
9. Tank	1	Outside	—	540 KI	LS HF HSD	—	M/s.IOC
10. Tank	3	Outside	—	7,800 KI	Petrol	—	M/s.IOC
11. Tank	2	Outside	—	15,000 KI	HSD	—	M/s.IOC
12. Tank	2	Outside	—	10,830 KI	Kerosene	—	M/s.IOC
13. Tank	2	Outside	—	7,790 KI	EDC	—	M/s.Green Star
14. Tank	1	Outside	—	15,000 KI	LPG	—	M/s. SHV
15. Tank	1	Outside	—	2,000 M ³	VCM	—	M/s. DCW
16. Tank	1	Outside	—	5,000 M ³	VCM	—	M/s. DCW
17. Tank	1	Outside	—	10,000 M ³	Ammonia	—	M/s.Green Star



C. BERTH PARTICULARS - ZONE A

Description	Type	Designed / Actual Draft in Mtrs.	Quay length in Mtrs	Maximum length handled during 2016-17	Maximum DWT handled during 2016-17	Remarks
Berth No - I	Along Side	9.30	168	169.37	28392	Transit Shed provided (Break Bulk)
Berth No - II	Along Side	9.30	168	196.00	45945	Transit Shed provided (Break Bulk)
Berth No - III	Along Side	10.70	192	199.99	45741	Open (Break bulk / dry bulk)
Berth No - IV	Along Side	10.70	192	199.99	61415	Open (Break bulk / dry bulk)
Berth No - V	Along Side	8.60	168	186.40	22723	Open (Break bulk)
Berth No - VI	Along Side	9.30	168	199.98	50327	Open (Break bulk)
Berth No - VII	Along Side	10.90	370	189.00	23300	Berth handed over to M/s. PSA SICAL for Container handling on BOT basis from 15-7-98
Finger Jetty	Along Side	4.50	121	-		Marine Workshop Complex
Oil Jetty	Jetty Type	12.80	228	205.00	49995	Marine Unloading arms provided
Coal Jetty I	Jetty Type	12.80	185	210.00	56830	Shore reception hoppers provided
Coal Jetty II	Jetty Type	12.80	210	210	58129	Shore reception hoppers provided
Shallow Draught Berth	Along Side	5.85	140	115	5830	Leased to Indian Coast Guard Tuticorin for 30 years
Berth - VIII	Along Side	12.80	345.50	207.95	57185	Container Terminal Operated by M/s. Dakshin Bharat Gateway Terminals
Berth - IX	Along Side	12.80	334.50	229.00	82061	Open (Break bulk / dry bulk)
NCB - 1	Along Side	12.80	306	229.20	82518	Captive berth NTPL



D. FLOATING CRAFTS

Sl. No	Type	Name of the Craft	Capacity	Owned / Hired/ Dry Lease
1	Tugs	MT Thiruvalluvar	32T BP	Owned
2	Tugs	MT Tuticorin	45T BP	Owned
3	Tugs	MT ocean Endurance	50 T BP	Hired
4	Tugs	MT Ocean Brave	50T BP	Hired
5	Launches	ML.Joythi	20 knots	Hired
6	Launches	ML Nallathanni	2x640 BHP	Owned
7	Launches	ML Musal	2x640 BHP	Owned
8	Launches	ML Tuticorin	2x640 BHP	Owned
9	Launches	Harsha III	20 Knots	Hired
10	Mooring boats	MB Veena	1x54BHP	Owned
11	Mooring boats	MB Meera	1x54BHP	Owned
12	Floating Crane	FC Bharathi	3.66T at 4.57 M radius and 6 T at 19.81 M Radius	Owned



TABLE - E
VITAL PORT STATISTICS & CARGO HANDLING EQUIPMENT (2016-2017)

Sl. No.	Description	Owned by the Port		Private Operators		Remarks
		Quantity	Rated Capacity	Quantity	Rated Capacity	
1	Wharf Crane	1 No	6T	—	—	—
		1 No	10 T	—	—	—
		3 Nos (Grab)	20 T	—	—	—
2	Fork Lift Truck	—	—	—	—	—
3	Electric Fork Lift Truck	—	—	—	—	—
4	Pay Loaders	—	—	—	—	—
5	Tractors	—	—	—	—	—
6	Transfer Cranes	—	—	—	—	—
7	Container Quay Cranes	—	—	3	40 T	Deployed by M/s. PSA SICAL under Licence Agreement
8	Top Lift Trucks	—	—	—	—	—
9	Gantry Rubber Tyre Cranes	—	—	8	40 T	Deployed by M/s. PSA SICAL under Licence Agreement
a)	Rail Mounted Gantry Cranes	—	—	—	—	—
b)	Yard Gantry Cranes	—	—	—	—	—
10	Trailers	—	—	12	55 T	Deployed by M/s. PSA SICAL under Licence Agreement
		—	—	8	55 T	Deployed by M/s. DBGT under Concession Agreement
11	Harbour Mobile Cranes	—	—	2 Nos	124 T	Deployed by M/s. Imcola Crane Company Ltd. under concession agreement
12	Reach Stackers	—	—	2 Nos	45 T	Deployed by DBGT under concession agreement
13	Floating Crane	—	—	—	—	—
14	Self Propeller barge	—	—	—	—	—
15	Excavator	—	—	—	—	—



F. OTHER INFORMATION

ZONE – A

- a) Water Spread Area : 663.60 Acres (or) 268.55 Hectares
- b) Land area : 3493.38 Acres (or) 1413.72Hectares

ZONE – B

The Port area is enclosed by a compound wall stretching along the Beach road from the Coal Mazdoor line in the North and Boat repair yard in the South Opposite to George Road.

Table – 1

A	Water Spread	36.31 Acres or 14.70 Hectares
B	Land Area i) Inside the Port ii) Out side the Port	28.75 Acres or 11.63 Hectares 345.13 Acres or 139.67 Hectares
C	Storage Capacity <u>Covered Area</u> Transit shed and storage including Combustible shed and dutiable cargo shed. <u>Open</u> Open Platform	11270 Sq.m or 4562.75 Hectares 15700 Sq.m or 6356.28 Hectares
D	Berth Particulars Along side Wharf RCC Jetty RCC Jetty	1. North Coal Wharf 329.17 m 2.Sheet Pile Wharf 342.38m 137 X 22.50 m



TABLE 2 Traffic Handled according to Principal Commodities 2016-17 (IN '000 TONNES)										
SL.No	COMMODITY	IMPORTS			EXPORTS			TOTAL		
		Overseas	Coastal	TOTAL	Overseas	Coastal	TOTAL	Overseas	Coastal	TOTAL
1	CONTAINER TEUs/ '000	269	54	323	264	56	320	533	110	643
		(266)	(44)	(310)	(268)	(34)	(302)	(534)	(78)	(612)
	Containerised Cargo	3761	748	4509	5938	1255	7193	9699	2003	11702
		(3903)	(652)	(4555)	(5866)	(738)	(6604)	(9769)	(1390)	(11159)
	Tare Weight	537	111	648	526	115	641	1063	226	1289
		(536)	(87)	(623)	(539)	(67)	(606)	(1075)	(154)	(1229)
2	BREAK BULK	380	28	408	1969	8	1977	2349	36	2385
		(380)	(01)	(381)	(1506)	(19)	(1525)	(1886)	(20)	(1906)
3	DRY BULK									
	MECHANISED	5452	4525	9977	0	0	0	5452	4525	9977
		(2895)	(4995)	(7890)	(0)	(0)	(00)	(2895)	(4995)	(7890)
	CONVENTIONAL	11048	233	11281	283	0	283	11331	233	11564
		(12339)	(363)	(12702)	(364)	(59)	(423)	(12703)	(422)	(13125)
	TRANSHIPMENT	0	0	0	0	0	0	0	0	0
		(00)	(00)	(00)	(00)	(00)	(00)	(00)	(00)	(00)
4	LIQUID BULK									
	POL Crude									
	POL Products	340	99	439	0	0	0	340	99	439
		(392)	(83)	(475)	(0)	(0)	(00)	(392)	(83)	(475)
	LPG..	228	0	228	0	0	0	228	0	228
		(218)	0	(218)	0	0	00	(218)	0	(218)
	OTHER LIQUIDS	509	0	509	0	370	370	509	370	879
		(523)	(0)	(523)	(10)	(314)	(324)	(533)	(314)	(847)
TOTAL	22255	5744	27999	8716	1748	10464	30971	7492	38463	
	(21186)	(6181)	(27367)	(8285)	(1197)	(9482)	(29471)	(7378)	(36849)	

Note : Figures in brackets relate to the previous year (2015-16)



**TABLE 3
FLAGWISE DISTRIBUTION OF CARGO HANDLED 2016-17**

SL.NO	NATIONALITY	NO.OF.SHIPS	(IN '000 TONNES)		
			IMPORTS	EXPORTS	TOTAL
	OVERSEAS				
1	ANTIGUA	26	307	175	482
		(15)	(83)	(68)	(151)
2	BAHAMAS	23	757	0	757
		(9)	(174)	(18)	(192)
3	BELGIUM	5	36	0	36
		(20)	(132)	(0)	(132)
4	BELIZE-Cent.America	1	11	0	11
		(1)	(0)	(32)	(32)
5	BERMUDA	1	50	0	50
		(0)	(0)	(0)	(0)
6	BRITISH VIRGIN ISLANDS	1	11	0	11
		(0)	(0)	(0)	(0)
7	CAYMAN ISLAND	2	77	0	77
		(1)	(57)	(0)	(57)
8	CHINA	12	305	0	305
		(18)	(316)	(0)	(316)
9	COMOROS	4	0	82	82
		(1)	(9)	(0)	(9)
10	CROATIA	2	36	0	36
		(0)	(0)	(0)	(0)
11	CYPRUS	18	425	70	495
		(7)	(391)	(0)	(391)
12	DENMARK	1	10	0	10
		(0)	(0)	(0)	(0)
13	DOMINICA	27	0	97	97
		(22)	(0)	(49)	(49)
14	EGYPT	3	174	0	174
		(0)	(0)	(0)	(0)
15	ETHIOPIA	1	0	5	5
		(0)	(0)	(0)	(0)
16	GERMANY	2	6	9	15
		(0)	(0)	(0)	(0)
17	GREECE	11	565	0	565
		(15)	(260)	(15)	(275)
18	HONGKONG	69	1149	95	1244
		(59)	(1151)	(60)	(1211)
19	INDIA	19	621	150	771
		(19)	(574)	(45)	(619)



FLAGWISE DISTRIBUTION OF CARGO HANDLED 2016-17

SL.NO	NATIONALITY	NO.OF.SHIPS	(IN '000 TONNES)		
			IMPORTS	EXPORTS	TOTAL
20	INDONESIA	13	0	127	127
		(28)	(130)	(164)	(294)
21	IRAN	2	52	18	70
		(0)	(0)	(0)	(0)
22	ISLE OF MAN	6	101	0	101
		(4)	(153)	(0)	(153)
23	ITALY	0	0	0	0
		(4)	(114)	(0)	(114)
24	KIRIBATI	23	6	16	22
		(3)	(19)	0	(19)
25	KOREA	6	44	6	50
		(11)	(99)	(3)	(102)
26	LIBERIA	104	2581	603	3184
		(145)	(3468)	(1687)	(5155)
27	MALAYSIA	0	0	0	0
		(1)	(11)	(0)	(11)
28	MALDIVES	19	0	254	254
		(94)	(19)	(469)	(488)
29	MALTA	48	2045	50	2095
		(37)	(1437)	(40)	(1477)
30	MANGOLIA	0	0	0	0
		(4)	(10)	(8)	(18)
31	MARSHALL ISLAND	187	4135	1779	5914
		(180)	(4023)	(1024)	(5047)
32	NETHERLAND	0	0	0	0
		(4)	(128)	(0)	(128)
33	NORWAY	12	249	0	249
		(3)	(87)	(0)	(87)
34	PAKISTAN	0	0	0	0
		(1)	(11)	(0)	(11)
35	PANAMA	215	3704	952	4656
		(253)	(4349)	(2256)	(6606)
36	PHILIPINES	2	73	0	73
		(4)	(188)	(0)	(188)
37	PALAU	80	1	29	30
		(0)	(0)	(0)	(0)
38	PORTUGAL	4	114	0	114
		(0)	(0)	(0)	(0)



FLAGWISE DISTRIBUTION OF CARGO HANDLED 2016-17					
SL.NO	NATIONALITY	NO.OF.SHIPS	(IN '000 TONNES)		
			IMPORTS	EXPORTS	TOTAL
39	QATAR	15	93	9	102
		(15)	(82)	(0)	(82)
40	RUSSIA	0	0	0	0
		(1)	(5)	(0)	(5)
41	SINGAPORE	207	3780	3576	7356
		(166)	(2696)	(1874)	(4571)
42	SOUTH KOREA	2	6	8	14
		(1)	(7)	(0)	(7)
43	SRI LANKA	3	8	3	11
		(4)	(0)	(7)	(7)
44	ST VINCENT	3	50	0	50
		(5)	(220)	(0)	(220)
45	SWITZERLAND	4	108	0	108
		(6)	(231)	(30)	(261)
46	SAUDI ARABIA	2	13	0	13
		(0)	(0)	(0)	(0)
47	TAIWAN	1	0	10	10
		(0)	(0)	(0)	(0)
48	THAILAND	6	75	0	75
		(1)	(30)	(0)	(30)
49	TURKEY	7	305	26	331
		(6)	(275)	(0)	(275)
50	TUVALU	6	44	51	95
		(12)	(29)	(35)	(64)
51	TANZANIA	1	5	0	5
		(0)	(0)	(0)	(0)
52	UNITED KINGDOM	0	0	(0)	0
		(1)	(59)	(0)	(59)
53	VIETNAM	80	121	518	639
		(72)	(158)	(400)	(558)
	TOTAL - (A)	1286	22253	8718	30971
		(1253)	(21186)	(8285)	(29471)
	Note : Figures in brackets relate to previous year (2015-16)				



**TABLE - 3A
FLAGWISE DISTRIBUTION OF CARGO HANDLED 2016-17**

SL.NO	COASTAL NATIONALITY	NO.OF.SHIPS	(IN '000 TONNES)		
			IMPORTS	EXPORTS	TOTAL
1	ANTIQUA	4	0	22	22
		(2)	(9)	(9)	(18)
2	BAHAMAS	25	2	4	6
		(1)	(35)	(0)	(35)
3	BELGIUM	0	0	0	0
		(1)	(54)	(0)	(54)
4	CHINA	0	0	0	0
		(4)	(0)	(40)	(40)
5	CAYMAN ISLANDS	(1)	0	15	15
		(0)	(0)	(0)	(0)
6	HONGKONG	3	51	13	64
		(2)	(0)	(28)	(28)
7	INDIA	259	4452	1225	5677
		(253)	(5315)	(706)	(6021)
8	ISLE OF MAN	(2)	0	30	30
		(0)	0	(0)	(0)
9	KOREA	1	0	8	8
		(8)	(22)	(57)	(79)
10	MALTA	8	74	42	116
		(1)	(0)	(8)	(8)
11	LIBERIA	10	228	46	274
		(3)	(10)	(30)	(40)
12	MARSHALL ISLAND	3	109	7	116
		(12)	(222)	(89)	(311)
13	PANAMA	48	371	299	670
		(38)	(348)	(150)	(498)
14	SINGAPORE	11	457	35	492
		(7)	(56)	(74)	(130)
15	TURKEY	0	0	0	0
		(1)	(55)	(0)	(55)
16	THAILAND	1	0	2	2
		(0)	(0)	(0)	(0)
17	VIETNAM	0	0	0	0
		(2)	(55)	(6)	(61)
	TOTAL - (B)	376	5744	1748	7492
		(335)	(6181)	(1197)	(7378)
	GRAND TOTAL - (A+B)	1662	27997	10466	38463
		(1588)	(27367)	(9482)	(36849)

Note : (Figures in brackets relate to previous year 2015-16)



TABLE -4
Distribution of Export Cargo according to destination 2016-17

(In '000 tonnes)

Sl.No	Destination	Dry Bulk	Break Bulk	Liquid Bulk	Containers	Others	Total
A)	OVERSEAS						
1	Bangladesh	0	96	0	0	0	96
2	China	51	29	0	0	0	80
3	Hong Kong	0	6	0	0	0	6
4	Japan	28	0	0	0	0	28
5	Kuwait	50	0	0	0	0	50
6	Malaysia	28	0	0	0	0	28
7	Maldives	0	1836	0	0	0	1836
8	Netherlands	92	0	0	0	0	92
9	United States	36	3	0	0	0	39
10	Containerised Cargo	0	0	0	5938	0	5938
11	Container tare weight	0	0	0	526	0	526
	TOTAL A	284	1970	0	6464	0	8718
B	COASTAL(Indian)	0	8	370	0	0	378
	Containerised Cargo	0	0	0	1255	0	1255
	Container tare weight	0	0	0	115	0	115
C	TRANSHIPMENT	0	0	0	0	0	0
	GRAND TOTAL A+B+C	284	1978	370	7834	0	10466



Sl.No	Destination	Dry Bulk	Break Bulk	Liquid Bulk	Containers	Others	Total
A	OVERSEAS						
1	Algeria	0	0	25	0	0	25
2	Australia	1370	0	0	0	0	1370
3	Azerbaijan	44	0	0	0	0	44
4	Bangladesh	0	0	73	0	0	73
5	Brazil	59	0	0	0	0	59
6	Bulgaria	2	0	0	0	0	2
7	Canada	68	0	0	0	0	68
8	Chile	510	0	0	0	0	510
9	China	173	20	0	0	0	193
10	Egypt	68	0	0	0	0	68
11	Eritrea	22	0	0	0	0	22
12	France	27	0	4	0	0	32
13	Germany	10	0	0	0	0	10
14	Guinea Bissau	0	40	0	0	0	40
15	Guyana	0	12	0	0	0	12
16	Hong Kong	0	0	29	0	0	29
17	Indonesia	7148	0	175	0	0	7323
18	Iran	260	0	0	0	0	260
19	Israel	28	0	0	0	0	28
20	Jordan	916	0	0	0	0	916
21	Kuwait	0	0	30	0	0	30
22	Lithuania	204	0	0	0	0	204
23	Malaysia	109	0	47	0	0	156
24	Maldives	0	11	0	0	0	11
25	Mexico	30	0	17	0	0	47
26	Mozambique	319	11	0	0	0	330
27	New Zealand	0	145	0	0	0	145
28	Oman	333	0	59	0	0	392
29	Pakistan	0	0	89	0	0	89
30	Papua New Guinea	12	93	0	0	0	105
31	Peru	218	0	0	0	0	218
32	Philippines	179	0	0	0	0	179
33	Qatar	0	0	179	0	0	179
34	Russia	1518	0	0	0	0	1518
35	Saudi Arabia	148	0	33	0	0	182
36	Singapore	0	0	107	0	0	107
37	South Africa	459	0	0	0	0	459
38	Spain	55	0	0	0	0	55
39	Surinam	0	39	0	0	0	39
40	Tanzania	0	5	0	0	0	5
41	Thailand	20	0	0	0	0	20
42	Trinidad And Tobago	462	4	26	0	0	491
43	Turkey	23	0	0	0	0	23
44	Ukraine	871	0	0	0	0	871
45	United Arab Emirates	586	0	138	0	0	724
46	United States	248	0	0	0	0	248
47	Vietnam	0	0	45	0	0	45
48	Containerised Cargo	0	0	0	3761	0	3761
49	Container tare weight	0	0	0	537	0	537
	TOTAL	16499	379	1077	4298	0	22254
		0	0	0	0	0	0
B	COASTAL(Indian)	4758	28	99	0	0	4885
	Containerised cargo	0	0	0	748	0	748
	Container tare weight	0	0	0	111	0	111
C	TRANSHIPMENT	0	0	0	0	0	0
	TOTAL(A + B + C)	21257	407	1176	5157	0	27998



TABLE - 6
Number & type of containers handled 2016-17

Item	Type	20' (in nos)		40' (in nos.)		TOTAL (in nos.)		Total (in TEUs)	
		Normal	Reefer	Normal	Reefer	Normal	Reefer	Normal	Reefer
A.IMPORT	FCL	106,978	8	77,563	71	184,541	79	262,104	150
		(104,947)	(13)	(71802)	(269)	(176,749)	(282)	(248551)	(551)
	LCL	-	-	-	-	-	-	-	-
	EMPTY	4,694	339	21,590	2,796	26,284	3,135	47,874	5,931
		(6,191)	(270)	(24,241)	(3,072)	(30,432)	(3,342)	(54673)	(6,414)
	TOTAL	111,672	347	99,153	2,867	210,825	3,214	309,978	6,081
B.EXPORT	FCL	88,321	392	94,380	3,700	182,701	4,092	277,081	7,792
		(89,482)	(342)	(86,280)	(3,818)	(175762)	(4,160)	(262,042)	(7,978)
	LCL	-	-	-	-	-	-	-	-
	EMPTY	23,846	5	7,390	57	31,236	62	38,626	119
		(17,848)	(07)	(6,731)	(94)	(24,579)	(101)	(31,310)	(195)
	TOTAL	112,167	397	101,770	3,757	213,937	4154	315,707	7,911
		(107,330)	(349)	(93,011)	(3,912)	(200,341)	(4261)	(293,352)	(8,173)
C.TRANSHPMENT	FCL	602	0	10	0	612	0	622	0
	EMPTY	1,930	0	230	0	2,160	0	2,390	0
	TOTAL	2,532	0	240	0	2,772	0	3,012	0
D.GRAND TOTAL (A+B+C)		226,371	744	201,163	6,624	427,534	7,368	628,697	13,992
		(218,468)	(632)	(189,054)	(7,253)	(407,522)	(7,885)	(596,576)	(15,138)
E.ICD CONTAINERS :									
MOVED OUT		0		0		0		0	
		(0)		(0)		(0)		(0)	
MOVED IN (FCL)		0		0		0		0	
		(00)		(00)		(00)		(00)	
TOTAL		0				0		0	
		(00)		(00)		(00)		(00)	



TABLE - 7
NUMBER AND SIZE OF SHIPS CALLED AT PORT DURING THE YEAR 2016-17
(figures in Tonnes)

Sl. No	Category	Number	SIZE		
			G.R.T.	N.R.T.	D.W.T.
A	CARGO CARRIERS :-				
1	CONTAINERS – Cellular	534	8,453,752	4,106,861	10,287,641
		(573)	(8,274,521)	(4,138,526)	(10,523,318)
	Average		15,831	7,691	19,265
	Maximum		30,047	16,583	35,780
2	BREAK BULK:	307	2,773,917	1,417,916	4,159,472
		(216)	(1,743,410)	(897,521)	(2,514,429)
	Average		9,036	4,619	13,549
	Maximum		34,859	19,559	57,981
3	DRY BULK:				
	- Conventional	346	9,302,914	5,382,923	15,961,452
		(354)	(9,797,113)	(5,750,917)	(17,049,801)
	Average		26887	15,558	46,131
	Maximum		44,546	27,847	82265
	- Mechanical	170	5,800,676	3,470,825	10,305,094
		(162)	(4,840,534)	(2,758,387)	(8,238,352)
	Average		34,122	20,417	60,618
	Maximum		45,310	27,954	83,735
4	LIQUID BULK:				
	- Crude	-	-	-	-
	- Product (POL & LPG)	83	1,672,269	647,910	2,327,257
		(87)	(1,732,142)	(633,326)	(2,360,777)
	Average		20,148	7,806	28,039
	Maximum		34,974	17,024	51,405
	-Chemicals(AMN,P.ACID,S.ACID)	58	754,141	280,444	979,798
		(46)	(664,017)	(235,553)	(825,436)
	Average		13,002	4,835	16893
	Maximum		27,546	8,263	27,014
	- Vegetable Oils	31	246,986	116,829	385,910
		(41)	(331,367)	(157,232)	(511,385)
	Average		7,967	3,769	12,449
	Maximum		29,220	11,261	46,839
	Others (VCM, CAUS & EDC.)	32	193,703	74,939	258,412
		(36)	(186,465)	(71,450)	(253,302)
	Average		6,053	2,342	8,075
	Maximum		12,137	6,115	19,802
5	LASH	-	-	-	-
6	RO-RO	-	-	-	-
B	Passenger Carriers	-	-	-	-
		(-)	(-)	(-)	(-)
C	OTHERS:-	-	-	-	-
D	Small vessels at Zone 'B'	101	30,540	11,617	40,414
		(73)	(20,618)	(7,633)	(35,242)
	Average		302	115	400
	Maximum		392	127	450
	GRAND TOTAL (A+B+C+D)	1662	29,228,898	15,510,264	44,705,451
		(1588)	(27,590,187)	(14,650,545)	(42,312,042)

Note : Figures in brackets relate to previous year-2015-16



TABLE – 8
Performance of Cargo ships (Zone “A” only) 2016-17

Sl.No	Description	Container Vessels - Cellular	Break Bulk	Dry Bulk		Liquid Bulk	Total
				Mechanical (T.Coal)	Conventional		
1	No of Ships handled	534	408	170	346	204	1662
	(Zone A+B)	(573)	(289)	(162)	(354)	(210)	(1588)
2	a)Cargo handled (Zone A+B)	12990926	2384506	9976680	11564126	1546353	38462591
	(in tonnes)	(12387904)	(1905930)	(7889544)	(13125334)	(1540157)	(36848869)
	b)Transshipment	0	0	0	0	0	0
		0	0	0	0	0	(0)
	Total 2 (a + b)	12990926	2384506	9976680	11564126	1546353	38462591
		(12387904)	(1905930)	(7889544)	(13125334)	(1540157)	(36848869)
3	Av. Turn Round time-	1.05	3.05	3.52	3.96	2.08	2.47
	(in days) (Port a/c only)	(1.07)	(2.85)	(3.43)	(3.80)	(1.65)	(2.28)
4	Av. Turn Round time-	1.28	5.70	8.21	7.23	2.97	4.40
	(in days) (Port & Non Port account)	(1.35)	(5.33)	(5.13)	(6.48)	(2.96)	(3.73)
5	Av. Time Stay at berths	1.01	2.89	3.46	3.72	2.02	2.36
	(in days) (Port & Non Port)	(1.03)	(3.09)	(3.66)	(3.43)	(1.93)	(2.28)
6	Av. working time	1.01	2.01	3.00	2.67	1.65	1.87
	In days	(1.03)	(2.09)	(3.17)	(2.50)	(1.49)	(1.80)
7	Av. Pre berthing time	0.00	0.61	0.31	0.78	0.36	0.37
	-in days (Port a/c only)	(0.00)	(0.32)	(0.04)	(0.88)	(0.09)	(0.27)
8	Av. Pre berthing time	0.23	2.76	4.69	3.40	0.89	1.98
	(in days) (Port & Non Port account)	(0.28)	(2.21)	(1.41)	(3.00)	(0.98)	(1.41)
9	Av. Non working time	0.00	0.88	0.46	1.05	0.37	0.49
	-in days (Port & Non Port account)	(0.00)	(1.00)	(0.49)	(0.93)	(0.45)	(0.47)
10	Av. Parcel size	24328	5558	53931	35341	7487	24101
	(in tonnes)	(21619)	(6531)	(48609)	(36434)	(7405)	(23834)
11	Av. Output per berth day	24163	2147	15587	9362	3706	10456
	-in tonnes	(21018)	(2113)	(13187)	(10331)	(3829)	(10239)
12	Percentage of non -	0.00%	30.51%	13.41%	28.17%	18.34%	20.85%
	Working time to total	(0.00%)	32.35%	13.34%	27.16%	23.14%	20.84%
	Time spent at berth						
	-in (Port & Non Port account)						

Note : Figures in brackets relate to the previous year (2015-16)



TABLE - 9

Distribution of Pre - berthing detention (in days) according to reasons 2016 - 17

SI. No.	Category of ships	PORT ACCOUNT (in days)										NON PORT ACCOUNT (in days)					GRAND TOTAL	
		No.of Ships	Non Availability of working Barth	Tugs/ Crafts	Pilot / Crew	Strike	Night Navigation restriction	Draft Restriction	Others	TOTAL	Shippers Account	Ship's Account	Agents Account	Weather Constraints	Due to want of ullage	Others		TOTAL
1	Containers	534	2.91	0.00	0.00	0.00	0.00	0.00	0.00	2.91	0.00	0.00	119.58	0.00	0.00	1.68	121.26	124.17
2	Break Bulk	258	157.89	0.00	0.00	0.00	0.00	0.00	0.00	157.89	0.00	0.00	362.76	0.00	0.00	191.17	553.93	711.82
3	Dry Bulk																	
	a.Conventional	346	268.84	0.00	0.00	0.00	0.00	0.00	0.00	268.84	0.00	0.00	644.35	0.24	0.00	264.43	909.02	1177.86
	b.Mechanical	170	52.03	0.00	0.00	0.00	0.00	0.00	0.00	52.03	0.00	0.00	672.51	0.00	0.00	72.62	745.13	797.16
4	Liquid Bulk	204	74.30	0.00	0.00	0.00	0.00	0.00	0.00	74.30	0.00	0.00	68.07	0.00	0.00	40.12	108.19	182.49
	TOTAL	1,512	555.97	0.00	0.00	0.06	0.00	0.00	0.00	555.97	0.00	0.00	1867.27	0.24	0.00	570.02	2437.53	2993.50

Note : Excluding 15 vessels handled at NCB I on trial basis and 73 vessels handled at Zone "B" and including 1 double cargo vessel



TABLE - 10
DISTRIBUTION OF NON WORKING TIME AT ALONG SIDE BERTHS ACCORDING TO REASONS 2016 - 17
PORT ACCOUNT / NON PORT ACCOUNT (IN DAYS)

Sl.No.	Category of Ship	No of ship handled	Non availability of berth	Strike by port Workers	Equipment, non availability	Equipment break down	Others	Total for port account	Absence of Workers	Shed Congestion	For want of export cargo	Strike / Stoppage	Power failure	Shipper account	Ship account	Agent option	Weather constraints	Waiting for sailing	Others	Total for non port account	GRANT TOTAL
1	2	3	4	5	6	7	8	9	10	11	12	13	14	15	16	17	18	19	20	21	22
1	Ammonium Sulphate	1	0.00	0.00	0.00	0.00	0.39	0.39	0.00	0.00	0.00	0.00	0.00	0.00	0.00	0.00	0.00	0.00	0.46	0.46	0.85
2	Cashew Nuts	7	0.00	0.00	0.00	0.00	6.31	6.31	0.00	0.00	0.06	0.00	0.00	0.00	0.00	0.00	0.00	0.00	8.27	8.36	14.67
3	Cattle Feed	6	0.00	0.00	0.00	0.00	2.61	2.61	0.00	0.00	0.06	0.00	0.00	0.00	0.00	0.00	0.00	0.00	3.70	3.76	6.37
4	Caustic Soda Lye	10	0.00	0.00	0.00	0.00	0.25	0.25	0.00	0.00	0.08	0.00	0.00	0.00	0.17	0.00	0.12	0.00	2.91	3.28	3.53
5	Cement	12	0.00	0.00	0.00	0.00	5.43	5.52	0.00	0.00	0.67	0.00	0.10	0.00	0.00	0.00	0.00	0.00	4.63	5.40	10.92
6	Clinkers	2	0.00	0.00	0.00	0.00	0.96	0.96	0.00	0.00	0.00	0.00	0.00	0.00	0.00	0.00	0.00	0.00	1.46	1.46	2.42
7	Const. Materials	142	0.33	0.00	0.00	0.00	64.36	64.69	0.00	0.00	5.16	0.02	0.14	0.00	0.91	0.00	0.29	0.00	63.69	70.21	134.90
8	CONTAINER	534	0.00	0.00	0.00	0.00	0.00	0.00	0.00	0.00	0.00	0.00	0.00	0.00	0.00	0.00	0.00	0.00	0.00	0.00	0.00
9	Copper Slag	1	0.00	0.00	0.00	0.00	0.32	0.32	0.00	0.00	0.00	0.00	0.00	0.00	0.00	0.00	0.00	0.00	0.29	0.29	0.61
10	Cu Concentrate	63	0.00	0.00	0.00	0.00	22.41	22.41	0.00	0.00	0.03	0.00	0.00	0.00	0.10	0.00	0.00	0.00	29.29	29.42	51.83
11	Diesel Oil	4	0.00	0.00	0.00	0.00	0.04	0.04	0.00	0.00	0.00	0.00	0.00	0.00	0.00	0.00	0.00	0.00	1.20	1.20	1.24
12	Furnace Oil	35	0.00	0.00	0.00	0.00	0.78	0.78	0.00	0.00	0.00	0.00	0.00	0.00	0.00	0.00	0.00	0.00	9.86	9.86	10.64
13	Garnet Sand	3	0.00	0.00	0.00	0.00	0.78	0.78	0.00	0.00	0.00	0.00	0.00	0.00	0.00	0.00	0.00	0.00	1.51	1.51	2.29
14	General Cargo	3	0.00	0.00	0.00	0.00	1.31	1.31	0.00	0.00	1.16	0.00	0.00	0.00	0.00	0.00	0.00	0.00	0.84	2.09	3.40
15	Granite	7	0.00	0.00	0.00	0.00	1.80	1.80	0.00	0.00	0.05	0.00	0.00	0.00	0.00	0.00	0.00	0.00	3.31	3.36	5.16
16	Gypsum In Bulk	2	0.00	0.00	0.00	0.00	0.95	0.95	0.00	0.00	0.00	0.00	0.00	0.00	0.00	0.00	0.00	0.00	0.83	0.83	1.78
17	I.Coal	76	0.00	0.00	0.00	0.00	30.98	30.98	0.00	0.00	0.00	0.17	0.07	0.07	0.09	0.00	0.09	0.00	33.20	33.69	64.67
18	Ilmenite	13	0.00	0.00	0.00	0.00	2.33	2.33	0.00	0.00	0.04	0.00	0.00	0.00	0.00	0.00	0.10	0.00	5.38	5.52	7.85
19	Iron And Steel Materials	6	0.00	0.00	0.00	0.00	1.36	1.36	0.00	0.00	0.00	0.00	0.00	0.00	0.12	0.00	0.00	0.00	1.75	1.87	3.23
20	Lime Stones	28	0.00	0.00	0.00	0.00	10.46	10.46	0.00	0.00	0.00	0.07	0.00	0.00	0.00	0.00	0.00	0.00	11.11	11.18	21.64
21	Liquid Ammonia	24	0.00	0.00	0.00	0.00	0.69	0.69	0.00	0.00	0.00	0.00	0.00	0.00	0.06	0.00	0.00	0.00	6.58	6.64	7.33
22	Logs	27	0.00	0.00	0.00	0.00	10.57	10.57	0.00	0.00	0.00	0.00	0.00	0.00	0.00	0.00	0.00	0.00	11.57	11.57	22.14



TABLE - 10
DISTRIBUTION OF NON WORKING TIME AT ALONG SIDE BERTHS ACCORDING TO REASONS 2016 - 17
PORT ACCOUNT / NON PORT ACCOUNT (IN DAYS)

Sl.No.	Category of Ship	No of ship handled	Non availability of berth	Strike by port Workers	Equipment non availability	Equipment break down	Others	Total for port Account	Absence of Workers	Shed Congestion	For want of export cargo	Strike / Stoppage	Power failure	Shipper account	Ship account	Agent option	Weather constraints	Waiting for sailing	Others	Total for non port account	GRANT TOTAL
1	2	3	4	5	6	7	8	9	10	11	12	13	14	15	16	17	18	19	20	21	22
23	Lgg	32	0.00	0.00	0.00	0.00	0.50	0.50	0.00	0.00	0.00	0.00	0.00	0.00	0.00	0.00	0.00	0.00	10.15	10.15	10.65
24	Machinaries	52	0.00	0.00	0.00	0.00	7.62	7.62	0.00	0.00	0.06	1.03	0.00	0.00	6.62	0.00	0.33	0.09	14.81	22.85	30.47
25	MOP	13	0.00	0.00	0.00	0.00	7.09	7.09	0.00	0.00	0.00	0.00	0.00	0.00	0.00	0.00	0.00	0.00	6.98	6.98	14.07
26	Naptha	12	0.00	0.00	0.00	0.00	0.39	0.39	0.00	0.00	0.00	0.00	0.00	0.00	0.00	0.00	0.00	0.00	4.00	4.00	4.39
27	Oil Cake/Copra	20	0.00	0.00	0.00	0.00	7.79	7.79	0.00	0.00	0.00	0.02	0.06	0.00	1.53	0.00	0.27	0.00	8.19	9.80	17.59
28	Palm Oil	31	0.00	0.00	0.00	0.00	1.09	1.09	0.00	0.00	0.00	0.00	0.00	0.00	0.00	0.00	0.00	0.00	8.37	8.37	9.46
29	Peas (Yellow)	6	0.00	0.00	0.00	0.00	2.14	2.14	0.00	0.00	0.00	0.00	0.00	0.00	0.53	0.00	0.00	0.00	4.15	4.95	7.09
30	Petroleum Coke	16	0.00	0.00	0.00	0.00	4.85	4.85	0.00	0.00	0.00	0.19	0.00	0.00	3.96	0.00	0.00	0.60	1.84	6.59	11.44
31	Phosphoric Acid	24	0.00	0.00	0.00	0.00	0.76	0.76	0.00	0.00	2.49	0.16	0.00	0.00	0.22	0.00	0.00	0.00	9.69	12.56	13.32
32	Rock Phosphate	21	0.00	0.00	0.00	0.00	10.09	10.09	0.00	0.00	0.03	0.33	0.24	0.00	0.00	0.00	0.23	0.05	15.72	16.57	26.66
33	Salt In Bulk	1	0.00	0.00	0.00	0.00	0.48	0.48	0.00	0.00	0.00	0.00	0.00	0.00	0.08	0.00	0.00	0.00	0.52	0.60	1.08
34	SOP	1	0.00	0.00	0.00	0.00	0.94	0.94	0.00	0.00	0.00	0.00	0.00	0.00	0.00	0.00	0.00	0.00	0.71	0.71	1.65
35	Soya Bean Meal	1	0.00	0.00	0.00	0.00	0.23	0.23	0.00	0.00	0.00	0.00	0.00	0.00	0.17	0.00	0.00	0.00	0.49	0.66	0.89
36	Sulphur	4	0.00	0.00	0.00	0.00	1.42	1.42	0.00	0.00	0.00	0.00	0.00	0.00	0.00	0.00	0.00	0.00	1.84	1.84	3.26
37	Sulphuric Acid	10	0.00	0.00	0.00	0.00	0.63	0.63	0.00	0.00	1.18	0.04	0.00	0.00	0.00	0.00	0.00	0.00	6.25	7.47	8.10
38	T.Coal	189	0.00	0.00	0.00	0.00	39.73	39.73	0.00	0.00	0.00	0.08	0.15	0.00	0.56	0.00	0.55	0.00	60.48	61.82	101.55
39	Urea	2	0.00	0.00	0.00	0.00	1.51	1.51	0.00	0.00	0.00	0.33	0.00	0.00	0.05	0.00	0.00	0.00	2.22	2.60	4.11
40	Vinyl Chlorides	22	0.00	0.00	0.00	0.00	0.68	0.68	0.00	0.00	0.00	0.00	0.00	0.00	1.18	0.00	0.00	0.33	4.73	6.24	6.92
41	Wheat	49	0.00	0.00	0.00	0.00	37.55	37.55	0.00	0.00	0.21	2.15	0.00	0.00	0.64	0.00	0.00	0.00	53.55	56.55	94.10
	Total	1512	0.33	0.00	0.09	0.00	290.58	291.00	0.00	0.00	11.13	4.65	0.76	0.07	17.08	0.00	2.07	0.98	416.53	453.27	744.27

Note: Excluding 48 Barge vessels, 1 court arrest vessel & 101 Zone B Vessels.



TABLE - 11
Berth Occupancy 2016 - 17

Sl. No.	Name of the berth	Type of berth	No.of days		% of Occupancy
			Available	Occupied	
A. Along side berths					
1	Berth No. I	General Cargo	365	288	79
2	Berth No. II	General Cargo	365	318	87
3	Berth No. III	General Cargo	365	330	90
4	Berth No. IV	General Cargo	365	324	89
5	Berth No. V	General Cargo	365	326	89
6	Berth No. VI	General Cargo	365	314	87
7	Berth No. IX	General Cargo	365	326	89
Total-Along side berths			2555	2228	87
8	Berth No . VII Operated by M/s.PSA Sical Terminals Ltd.,	Container	365	350	96
9	Berth No . VIII	General Cargo	365	278	76
10	North Cargo Berth - I (NCB-I)	General Cargo	365	186	51
B.Oil Jetty					
11	Oil Jetty	Machanised	365	142	39
C.Coal Jetties					
12	Coal Jetty I	Machanised	365	181	50
13	Coal Jetty II	Machanised	365	155	42
Coal Jetties			730	336	46
14	EARM	General Cargo	365	225	62
TOTAL			5,110	3,745	73



TABLE 12
Container cargo and tare weight of containers 2016-17

(In ' 000 tonnes)

Sl.No	Category	Container cargo	Tare weight	Total
1	Import	4,509	648	5,157
		(4,555)	(623)	(5,178)
2	Export	7,193	641	7,834
		(6,604)	(606)	(7,210)
	Total	11,702	1,289	12,991
		(11,159)	(1,229)	(12,388)

Note : Figures in Projects relate to previous year 2015 - 2016



TABLE - 13
AVAILABILITY OF CARGO HANDLING EQUIPMENT DURING 2016-17

Sl. No	Description	Required to meet traffic demand	Supplied (Average)	% short supply of equipment due to					No. of Units over hauled	No. of units under went Major repair	Remarks
				Absent of Staff (Avg)	Shortage of Eqpt.	Eqpt. Break down	Stoppage of work	Other reasons			
1.	Mobile Cranes	—	—	—	—	—	—	—	—	—	—
2.	Electric Wharf Cranes	727	94.27 %	—	—	0.51%	—	5.22%	—	—	—
3.	Floating Cranes	—	—	—	—	—	—	—	—	—	—
4.	Quay Cranes	—	—	—	—	—	—	—	—	—	—
5.	Yard Gantry Crane	—	—	—	—	—	—	—	—	—	—
6.	Top Lift Truck / Reach Stacker	—	—	—	—	—	—	—	—	—	—
7.	Tractos	—	—	—	—	—	—	—	—	—	—
8.	Others Front End Loaders	—	—	—	—	—	—	—	—	—	—
9.	Equipment deployed by M/s. Imcola Crane Company Pvt.Ltd, Mumbai 1. Harbour Mobile Crane 1. Crane - 1 2. Crane - 2	4323 Hrs 4146 Hrs	96.86% 97.31%	— —	— —	1.37 1.03	— —	1.77 1.66	— —	— —	— —



TABLE - 14
UTILISATION OF CARGO HANDLING EQUIPMENT 2016-17

Sl.No.	Description	Number of Equipments	Total No.of hours available	Non availability due to				Available Working Hours (Net) (4)-(5+6+7+8)	Actual Working hours	% availability (9/4) X 100	% utilization on		Reasons for less utilization if any	Remarks
				Over hauling	Holiday & OT Time	Break down	Other reasons MTC				Net available hours [(10/9) X 100]	Gross available hours [(10/4)X100]		
1	2	3	4	5	6	7	8	9	10	11	12	13	14	15
1. WHARF CRANES														
A.	Hook (6T)	1	8760			34:30	368:25	8090:35	1237:50	92.35	15.29	14:13	Less demand. During wind season. Cranes are stopped.	
B.	Hook (10T)	1	8760			63:15	328:30	8368:15	811:20	95.52	9.69	9:26		
C.	Grab Crane G1	1	8760			34:30	490:15	8235:15	1861:30	94.00	20.24	21:25		
D.	Grab Crane G2	1	8760			39:50	621:25	8098:45	2346:15	92.45	28.97	26:78		
E.	Grab Crane G3	1	8760			52:00	661:15	8046:45	2171:00	91.85	26.98	24:78		
F.	BOT Operator HMC Crane 1 & 2	1	8760			21:40	122:50	8639:30	2817:20	98.35	32.60	32:07		



Table – 15

AVAILABILITY AND UTILISATION OF FLOATING CRAFTS

Sl.No.	Name of the Craft	Capacity	No.of Hours		Year of Commissioning
			Stand by / watch duty	Put to use	
1.	M.T. Thiruvalluvar	32 T BP 2 x1750 BHP	7762.45	997.15	1995
2.	M.T. Tuticorin	45 T BP	1669.55	202.05	2006
3.	M.L. Tuticorin	2 x 640 BHP	7673.00	1087	2006
4.	M.L Nallathanni	2 x 640 BHP	7164.45	1595.15	Dec 2010
5.	M.L. Musal	2 x 640 BHP	7897.45	862.15	Dec 2009
6.	FC Bharathi			—	2003
7.	MB Meera	1 x 54 BHP		—	1990
8.	MB Veena	1 x 54 BHP	8318.15	441.45	1989
9.	MT.Ocean Endurance (Hired)	2 x 1470 KW	4994.20	3765.40	Sept 2012
10.	MT Ocean Brave (Hired)	2 x 1471 KW	5235.10	3524.50	Oct-2013
11.	Harsha III (Hired)	736 KW	5261.10	3498.50	2 nd April 2014
12.	ML . Jyothi (Hired)	736 KW	5220.10	3539.50	February 2015



TABLE - 16
Performance of Dredgers

Sl.No.	Particulars	Unit	Name of Dredger	Remarks
(1)	(2)	(3)	(4)	(5)
1	Quantity Dredged	Lakh m3		Port is not having dredger
2	Working days	Days		
3	Non-working days	Days		
	a) Sunday & Holidays	Days		
	b) Dry-docking	Days		
	c) Over- haul	Days		
	d) Repairs, maintenance & Bunkering	Days		
	e) Bad Weather	Days		
	f) Crew Shortage	Days		
	g) Others	Days		
4	Total Days (2+3)	Days		
5	Quantity dredged per working day			
6	Rate per Cu.m of dredging	Cum		
	a) including depreciation & Interest	Rs		
	b) Excluding Depreciation & Interest	Rs		



TABLE - 17
SHORE LABOUR PRODUCTIVITY FOR THE YEAR 2016 - 2017

Commodities	No. of Hooks Worked	Hook hour Worked	Effective Hook hour Worked	Man Hours Worked	Effective Man hours Worked	Tonnage Handled	Per Hook	Per hook Hour	Average Productivity		
									Per effective hours Worked	Per man hour	Per effective man hour

In V.O.Chidambaranar Port, there is no Shore Labour. The Labour Pool of cargo handling workers (including Shore Labourers) was managed and administered by Tuticorin Stevedores Association (TSA) from 1981 to 1999. From 01-01-2000 onwards the Labour Pool (including Shore Workers) is managed and administered by the V.O.Chidambaranar Port Trust Cargo Handling Labour Pool (TPTCHLP). The cargo handling workers in the Port were Merged with the Port by forming a Cargo Handling Division(CHD) under the control of Traffic Department with effect from 27.07.2011. The combined statement of Dock/Shore Labour Productivity is available in Table No 18.



TABLE – 18
SHORE LABOUR PRODUCTIVITY FOR THE YEAR 2016-17

Sl. No	COMMODITIES	No. of Hooks worked	Hook available Hours	Effective Hook Hours	No. of Man Power	Total Man Hours worked	Total Effective Man Hours	Tonnage Handled	Average Productivity in MT					
									Per Hook	Per Hook Hr	Per Effective Hook Hrs	Per Man Hrs	Per Effective Man Hrs	Gang Shift Output
	1	2	3	4	5	6	7	8	9	10	11	12	13	14
	Break Bulk													
A	Bagged Cargo	709	5,318	3,899	1,994	14,955	10,967	116,159	163.83	21.84	29.79	7.77	10.59	163.83
B	Metals, iron, steel and Machinery	344	2,580	1,892	1,017	7,628	5,593	42,001	122.10	16.28	22.20	5.51	7.51	122.10
C	others	1,294	9,705	7,117	2,895	21,713	15,922	378,175	292.25	38.97	53.14	17.42	23.75	292.25
	TOTAL (1)	2,347	17,603	12,908	5,906	44,295	32,482	536,335	228.52	30.47	41.55	12.11	16.51	228.52
2	Dry Bulk													
A	Foodgrains	2,622	19,665	14,420	4,910	36,825	27,004	1,815,363	692.36	92.31	125.89	49.30	67.23	692.36
B	Others (Agg in bulk)	4,682	35,115	25,750	7,278	54,585	40,027	1,706,263	364.43	48.59	66.26	31.26	42.63	364.43
	Total (2)	7,304	54,780	40,170	12,188	91,410	67,031	3,521,626	482.15	64.29	87.67	38.53	52.54	482.15
	Total (1+2)	9,651	72,383	53,078	18,094	135,705	99,512	4,057,961	420.47	56.06	76.45	29.90	40.78	420.47
3	Dry Bulk (By Grab)													
	By GRAB	9,970	74,775	54,833	16,055	120,413	88,298	11,843,587	1,187.92	158.39	216.00	98.36	134.13	1,187.92
	Total (3)	9,970	74,775	54,833	16,055	120,413	88,298	11,843,587	1,187.92	158.39	216.00	98.36	134.13	1,187.92
4	Total (1+2+3)	19,621	147,158	107,911	34,149	256,118	187,811	15,901,548	810.44	108.06	147.36	62.09	84.67	810.44



TABLE 19
COMMODITYWISE EXPORT CARGO RECEIVED BY DIFFERENT MODES OF TRANSPORT DURING 2016-2017

Sl No.	COMMODITY	RECEIVED BY RAIL		RECEIVED BY ROAD		RECEIVED BY CONVEYOR		RECEIVED THROUGH PIPELINE		TOTAL	
		TONNES	PERCENT	TONNES	PERCENT	TONNES	PERCENT	TONNES	PERCENT	TONNES	PERCENT
1.	CEMENT	14,603	0.14	90,544	0.83	0	0	0	0	98,853	1.04
2.	RICE	0	0.00	7	0.00	0	0	0	0	7	0.00
3.	CONTAINERS	0	0.00	72,09,546	76.03	0	0	0	0	72,09,546	76.03
4.	SALT	0	0.00	67	0.00	0	0	0	0	67	0.00
5.	CAUSTIC SODA LYE	0	0.00	1,01,113	1.07	0	0	0	0	1,01,113	1.07
6.	PH. ACID(EXP.)	0	0.00	1,20,099	1.27	0	0	0	0	1,20,099	1.27
7.	GRANITE STONE	0	0.00	42,589	0.45	0	0	0	0	42,589	0.45
8.	ILEMITE SAND	0	0.00	2,38,869	2.52	0	0	0	0	2,38,869	2.52
9.	SUGAR (RAW)	0	0.00	29,900	0.32	0	0	0	0	29,900	0.32
10.	MAIZE	0	0.00	0	0.00	0	0	0	0	0	0.00
11.	SULPHURIC ACID	0	0.00	1,02,627	1.08	0	0	0	0	1,02,627	1.08
12.	GARNET SAND	0	0.00	51,826	0.55	0	0	0	0	51,826	0.55
13.	IRON& STEEL MATERIALS	0	0.00	6,561	0.07	0	0	0	0	6,561	0.07
14.	MACHINERIES	0	0.00	8,806	0.09	0	0	0	0	8,806	0.09
15.	CON.MATERIALS	0	0.00	9,25,245	9.76	0	0	0	0	9,25,245	9.76
16.	COMPLEX	0	0.00	0	0.00	0	0	0	0	0	0.00
17.	F.R. MATERIALS- DAP	0	0.00	0	0.00	0	0	0	0	0	0.00
18.	OTHERS	0	0.00	5,45,844	5.76	0	0	0	0	5,45,844	5.76
	TOTAL	14,603	0.14	94,62,131	99.79	0	0	0	0	94,81,952	100.00
	Note: Private Operation	11556									
	Total Export Railway Traffic	26159									



TABLE 20
COMMODITYWISE IMPORT CARGO DESPATCHED BY DIFFERENT MODES OF TRANSPORT DURING 2016 – 2017

SL. NO	COMMODITY	DESPATCHED BY RAIL		DESPATCHED BY ROAD		DESPATCHED BY CONVEYOR (MECH)		DESPATCHED THROUGH PIPELINE		TOTAL	
		TONNES	PERCENT	TONNES	PERCENT	TONNES	PERCENT	TONNES	PERCENT	TONNES	PERCENT
1	FERTILIZERS	426,525	1.52	177,486	0.63	0	0.00	0	0.00	604,011	2.16
2	FR MATERIAL		0.00	1,036,769	3.70	0	0.00	0	0.00	1,036,769	3.70
3	PET.COKE	0	0.00	420,537	1.50	0	0.00	0	0.00	420,537	1.50
4	INDUSTRIAL COAL	809,373	0.00	3,426,009	12.24	0	0.00	0	0.00	3,426,009	12.24
5	DIESEL	0	0.00	0	0.00	0	0.00	14,393	0.05	14,393	0.05
6	EDIBLE OIL	0	0.00	213,868	0.76	0	0.00	0	0.00	213,868	0.76
7	FURNACE.OIL	0	0.00	119,598	0.43	0	0.00	84,614	0.30	204,212	0.73
8	LPG	0	0.00	0	0.00	0	0.00	228,420	0.82	228,420	0.82
9	LIQ. AMMONIA	0	0.00	0	0.00	0	0.00	149,800	0.54	149,800	0.54
10	GYPSUM	0	0.00	42,039	0.15	0	0.00	0	0.00	42,039	0.15
11	NAPHTHA	0	0.00	0	0.00	0	0.00	220,446	0.79	220,446	0.79
12	VCM	0	0.00	82,875	0.30	0	0.00	0	0.00	82,875	0.30
13	CONTAINERS	0	0.00	5,156,678	18.42	0	0.00	0	0.00	5,156,678	18.42
14	RAW CASHEW	0	0.00	55,932	0.20	0	0.00	0	0.00	55,932	0.20
15	TIMBER LOGS	0	0.00	288,542	1.03	0	0.00	0	0.00	288,542	1.03
16	PULSES	0	0.00	93,472	0.33	0	0.00	0	0.00	93,472	0.33
17	LIME STONE	31,255	0.11	1,078,231	3.85			0	0.00	1,109,486	3.96
18	COPPER CONCENTRATE	0	0.00	1,229,382	4.39		0.00	0	0.00	1,229,382	4.39
19	THERMAL COAL	160,038	0.57	3,009,487	10.75	7,654,682	27.34	0	0.00	10,824,207	38.66
20	OIL CAKE/COPRA	0	0.00	140,880	0.50	0	0.00	0	0.00	140,880	0.50
21	OTHERS	7,959	0.03	2,446,870	8.74	0	0.00	0	0.00	2,454,829	8.77
	TOTAL	625,777	2.24	19,018,655	67.93	7,654,682	27.34	697,673	2.49	27,996,787	100.00
	Note : SPIC Cargo	744,160									
	Total Import Railway Traffic	1,369,937									



**Table -21
EMPLOYMENT AT PORT / CHD AS ON 31.03.2017**

	Number of Category of Officials		Number of non cargo handling workers		Number of non cargo handling workers other than shore workers	Number of cargo handling shore workers	Number of Casual Workers	Others	Total
	Class I	Class II	Class III	Class IV					
PORT	74	45	345	110	—	—	—	—	574
CHD	1	—	228	206	—	—	—	—	435

**Table 22
Particulars of Accidents - 2016-17**

Sl. No	Causation	PORT		VOCPT CHD		PRIVATE		TOTAL
		R	NR	R	NR	R	NR	
1	Person falling	—	—	—	—	—	—	—
2	Falling Object	—	—	—	—	—	—	—
3	Striking against object	—	—	—	—	1*	1	2
4	Striking by object	—	—	—	—	2	—	2
5	Caught in between object	—	—	—	—	1*	4	5
6	Wrong movements	—	—	—	—	—	—	—
7	Contact with Electricity	—	—	—	—	—	—	—
8	Run over	—	—	—	—	—	—	—
9	Others	—	—	—	—	3	2	5
	Total	—	—	—	—	07(2*)	07	14

*Accident Fatal

R- REPORTABLE

NR- NON REPORTABLE



Table 23
FINANCIAL INDICATORS

Sl. No.	Description	Current Year 2016-17		Previous year 2015-16	
I.	Return on Capital				
	I. Capital Employed	1197.54		1127.79	
	ii. Rate of Return (Percent)	9.74%		13.60%	
II.	Operating Ratio				
	I. Operating Expenditure	247.91		239.54	
	ii. Operating Income	597.93		550.99	
	iii. Ratio (percentage)	41.46%		43.47%	
III.	Ratio of Cost to Earnings (Activity –wise) Percentage of Cost to Earnings				
	ACTIVITIES	DIRECT COST (Excluding Depreciation and Overheads		Total Cost (Including Depreciation and over heads)	
		Current year 2016-17	Previous year 2015-16	Current year 2016-17	Previous year 2015-16
	I. Cargo Handling and Storage	5.11%	6.27%	33.95 %	32.14 %
	ii. Port and Dock facilities for shipping	25.29%	23.69%	110.85 %	102.44%
	iii. Railway Workings	98.46%	76.53%	294.32%	263.67%
	iv. Rentable lands and Buildings	32.80%	36.46%	103.71%	102.27%



STATEMENT – 1
STAFF STRENGTH AS ON 31.03.2016 & 31.03.2017 (PORT)

Sl. No.	CATEGORY	AS ON 31.03.2016		AS ON 31.03.2017	
		Sanctioned strength	Actual strength	Sanctioned strength	Actual strength
1	CLASS I	113	80	119	74
2	CLASS II	63	45	64	45
3	CLASS III	803	417	759	345
4	CLASS IV	486	158	469	110
	TOTAL	1465	700	1411	574

STAFF STRENGTH AS ON 31.03.2016 & 31.03.2017 (CHD)

Sl. No.	CATEGORY	AS ON 31.03.2016		AS ON 31.03.2017	
		Sanctioned strength	Actual strength	Sanctioned strength	Actual strength
1	CLASS I	7	1	1	1
2	CLASS II	3	0	0	0
3	CLASS III	327	322	324	230
4	CLASS IV	656	339	396	196
	TOTAL	993	662	721	427



STATEMENT – 2

Scheduled Caste / Scheduled Tribe reservation as on 31.03.2016 & 31.03.2017 (Port)

Sl. No.	CATEGORY	TOTAL NO. OF STAFF		AS ON 31.03.2016			AS ON 31.03.2017		
		AS ON 31.03.16	AS ON 31.03.17	SCHEDULED CASTE	SCHEDULED TRIBE	% Reservation of SC / ST	SCHEDULED CASTE	SCHEDULED TRIBE	% Reservation of SC / ST
1	CLASS I	80	74	18	1	23.75	12	1	17.57
2	CLASS II	45	45	5	3	17.78	5	3	17.78
3	CLASS III	417	345	104	38	34.05	89	31	34.78
4	CLASS IV	158	110	54	18	45.57	31	12	39.09
	TOTAL	700	574	181	60	34.43	137	47	32.05

Scheduled Caste / Scheduled Tribe reservation as on 31.03.2016 & 31.03.2017 (CHD)

Sl. No.	CATEGORY	TOTAL NO. OF STAFF		AS ON 31.03.2016			AS ON 31.03.2017		
		AS ON 31.03.16	AS ON 31.03.17	SCHEDULED CASTE	SCHEDULED TRIBE	% Reservation of SC / ST	SCHEDULED CASTE	SCHEDULED TRIBE	% Reservation of SC / ST
1	CLASS I	1	1	0	0	–	0	0	–
2	CLASS II	0	0	0	0	–	0	0	–
3	CLASS III	322	230	112	0	34.78	113	0	49.13
4	CLASS IV	339	196	181	0	53.39	93	0	47.44
	TOTAL	662	427	293	0	44.26	206	0	48.24

STATEMENT – 3

Particulars of strike/Stoppage of work and Mandays lost in 2016-2017

Sl.No.	Duration	Course of Strike / Stoppage	Category of employees & Unions	Mandays lost
1	One day (02.09.2016) 24 Hours	One day Nationwide Strike conducted by the Two Unions Functioning in V.O.C Port Trust over various issues including Port Section	Class III & Class IV Staff Two Unions functioning in this Port	101 Days



STATEMENT -4
Particulars of Salaries and Earnings per Employees (2016-17) - PORT & CHD
(Rupees in lakhs)

Sl. No.	Nature of pay / Allowance	Class I	Class II	Class III	Class IV	TOTAL
1	Pay	314.93	133.44	2,903.54	1,381.11	4,733.02
2	Special Pay/Personal Pay	4.44	7.90	1.13	0.16	11.03
3	Variable Dearness Allowance	385.79	153.10	1,092.07	528.10	2,159.06
4	City Compensatory allowance		0.00	9.52	5.01	14.45
5	House rent Allowance	48.00	14.41	364.64	182.45	609.50
6	Overtime Allowance	0.00	0.07	456.23	235.12	691.42
7	Night Weightage Allowance	0.81	0.92	120.95	67.07	189.14
8	Washing Allowance	-	-	12.52	7.16	19.68
9	Conveyance allowance	-		60.75	33.25	93.99
10	Other Allowances	221.32	61.97	290.09	234.25	810.91
11	Total	975.29	371.80	5,311.44	2,673.69	9,332.21
12	Encashment of earned leave	1.66	0.03	708.64	63.71	774.03
13	Arrears of Pay	-		-	-	-
14	Productivity Linked Reward	85.05	8.17	142.14	73.16	308.53
15	Grand Total	1,062.01	380.00	6,162.22	2,810.55	10,414.77
	No. of Employees	75	45	575	306	1001
	Average earning per employee	14.16	8.44	10.71	9.18	10.40



STATEMENT - 5
PORT EMPLOYEES QUARTERS DETAILS AS ON 31.03.2017

Category of Employees	Total Staff	Type of Quarters (in Numbers)							Dormitory	Total	% of Provisions
		I	II	III	IV	V	VI	VII			
Class I	71	0	1	4	9	10	2	1	0	27	38.03
Class II	46	0	0	7	3	0	0	0	0	10	21.74
Class III	315	2	34	36	15	0	0	0	0	87	27.62
Class IV	103	5	20	9	2	0	0	0	0	36	34.95
Covered under market rent	0	9	27	17	6	0	0	0	0	59	
CHD	0	0	11	1	0	0	0	0	0	12	
Total	535	16	93	74	35	10	2	1	0	231	



Appendix-I

V.O.Chidambaranar Port Trust
Schedules to Profit & Loss Account for the year ended March 31, 2017
STATEMENT SHOWING THE SUMMARY OF OPERATING EXPENDITURE (In Rupees)

Sl. No.	Description	2016-17	2015-16
1	E101 Basic Pay - General	377,271,930	394,563,227
2	E102 Basic Pay - Operation of plant	70,394,301	115,802,461
3	E103 Basic Pay - Repairs & Maintenance	25,636,262	37,621,183
4	E104 Salaries and Wages (EL Encashment)	63,631,670	64,050,657
5	E105 Wages	46,995	303,278
6	E106 Piece rate wages	-	31,302
7	E107 Attendance wages	-	3,169,618
8	E115 Special pay - for special duties	1,103,228	1,369,852
9	E121 LS incentive - for addl. Prof. qualifica	21,214	33,028
10	E122 Non Practicing allowance	264,059	308,559
11	E126 Variable Dearness Allowance	215,906,236	206,763,044
12	E128 Tonnage allowance	556,470	1,227,782
13	E129 Length allowance	301,350	-
14	E130 Cold move - allowance	2,048	-
15	E132 Prof . Inst. Membership Fee	25,000	-
16	E133 Night weightage allowance	18,914,340	19,082,365
17	E135 Cash allowance	-	-
18	E136 Crane Allowance	208,440	207,380
19	E137 Dust Allowance	1,189,040	1,150,360
20	E139 Incentive	56,166,061	58,890,450
21	E140 Working day OTA	111,138	1,240,128
22	E141 Working day 1.5 or double OTA	35,961,908	50,222,523
23	E142 Holiday OTA	33,068,511	33,166,622
24	E145 Cafeteria allowance	21,221,471	22,792,579
25	E146 House rent allowance	60,950,085	71,055,272
26	E147 Conveyance allowance	9,399,496	10,533,516
27	E148 Washing allowance	1,967,623	2,476,950
28	E149 Port allowance	1,445,285	1,685,024
29	E151 Uniform allowance	1,083,855	256,290
30	E152 Cycle allowance	323	2,825
31	E153 canteen subsidy	4,570	-
32	E190 Encashment of leave	13,771,588	9,570,751
33	E191 Productivity Linked Reward	30,852,797	13,269,574
34	E198 Admin charges relating to contractual de	1,021,597	867,438
35	E199 Remuneration for contractual deployment	35,886,506	21,771,026
* 1. Salaries & Wages		1,078,385,397	1,143,485,064



(In Rupees)

Description			2016-17	2015-16
36	E201	Stores (General)	1,746,976	3,923,361
37	E202	Stores (Stationery and Printing)	4,017,451	2,847,178
38	E203	Stores (Uniform, stitching charges & foo	1,689,398	549,421
39	E204	Stores (Plant Operation)	87,990,079	75,773,242
40	E205	Stores (Repairs and Maintenance)	39,189,565	15,443,273
41	E207	Cost of Small quantity differences	4	9
42	E221	Stores (Medicines)	15,503,463	23,700,288
43	E222	Stores (Surgical & medical instruments)	1,954,550	1,166,426
44	E223	Stores (Chemical for hospitals)	31,530	13,847
45	E224	Stores (Linen items for hospitals)	5,355	11,355
* 2. Stores			152,128,371	123,428,400
46	E301	Postage, Rev. stamps, telegraphs - inclu	516,904	614,274
47	E302	Purchases - Furniture and Office Equipmen	2,617,387	2,215,510
48	E321	Travelling Allowance	10,675,639	9,063,082
49	E322	Travelling Allowance (Training)	609,255	633,930
50	E328	Leave Travel Concession	1,026,153	326,235
51	E330	Travelling Allowance (Medical Treatment)	1,210,093	2,789,144
52	E331	Medical expenses (Employees)	19,839,805	28,924,543
53	E332	Medical expenses (Pensioners)	18,433,706	10,382,471
54	E333	Medical expenses - Referrals/reim. (Zone-A&B)	-	14,980
55	E334	Medical expenses - Pvt. Hospitals (CHD)	49,710,483	49,841,717
56	E335	Hospital - diet charges	354,391	376,323
57	E336	Medical Expenditure – CISF (Referrals &	4,650,001	4,484,784
58	E381	Miscellaneous Expenses (General)	10,420,450	8,453,808
59	E385	New Minor works	-	-
* 3. General Expences			120,064,267	118,120,801



		(In Rupees)		
Sl. No.	Description		2016-17	2015-16
60	E451	Water Charges	5,936,214	5,989,131
61	E452	Electricity Charges	44,017,839	56,065,068
62	E453	Printing and publishing charges	589,682	1,545,269
63	E454	Cost of books and journals	140,808	200,075
64	E455	Telephone Charges	3,595,424	4,522,112
65	E461	Hire charges for tugs	137,344,526	139,703,336
66	E462	Hire charges for pilot launches	-	-
67	E463	Hire charges for Vehicles	24,737,167	20,768,636
68	E464	Hire charges for patrol boats	10,400,866	10,303,648
69	E465	Hire charges for office machines	197,600	1,007,894
70	E471	Sundry Expenses (Plant Opr)	200	247,687
71	E472	Rep & Main.-Internal - by PORT	53,459	150,288
72	E473	Rep & Main.-External - through Contracts	258,337,161	195,049,749
73	E479	Advt.& Publicity Pert.to Tenders-Port	101,962,575	57,071,009
74	E481	Advertisement and Publicity	1,322,589	11,776,283
75	E482	Port security	173,033,547	141,323,817
76	483	Trustee Fee, allowances, including TA	113,934	181,350
77	E484	Entertainment Expenses	2,308,390	3,183,279
78	E485	Legal Charges	9,724,643	13,966,436
79	E486	Training expenses	2,415,764	2,329,656
80	E487	Apprentices stipend	3,848,252	2,808,001
81	E488	R&D Expenses	-	37,625
82	E489	Professional service charges	26,454,062	40,442,221
83	E490	Rent paid on leased buildings	449,650	85,000
84	E501	Labour welfare	36,898,992	33,506,565
85	E502	Honorarium, Scholarships, Awards, Prizes	1,061,576	1,493,167
86	E503	Payment to IPA etc.	12,989,721	10,000,771
87	E504	Sports expenditure	-	(500,000)
88	E505	Port's contribution to Emp. State Ins.	958,731	326,585
89	E511	Swachh Bharath Cess (Revenue Expenditure	2,424,189	134,355
90	E512	Swachh Bharath Cess on Reverse Charge Mechanism	2,175	-
91	E521	Audit and Accountancy	5,511,715	8,937,976
92	E522	Insurance charges	516,320	382,367
93	E523	Rates and Taxes	21,451	1,970,680
94	E525	Licence Fees	4,472,583	2,861,971
95	E599	Depreciation	256,720,917	239,379,076
* 4. Sundry Expences			1,128,562,722	1,010,386,283
** Total			2,479,140,758	2,395,420,548



(IN RUPEES)
Appendix II**BALANCE SHEET OF V.O.C PORT EMPLOYEES GENERAL PROVIDENT FUND AS ON 31ST MARCH 2017**

AS ON 31/03/2016	LIABILITIES	Port	CHD	Total As on 31/03/2017	AS ON 31/03/2016	ASSETS	Port	CHD	Total
350,421,380	Opening Balance	219,641,087	91,124,827	310,765,914	2,020,608	Tax Deducted at sources A408	1,511,063	925,168	2,436,231
-	Add: Interest paid to subscribers for 2014-15	18,141,307	-	18,141,307	6,205,556	Accrued Interest on Investments	4,880,721	745,209	5,625,930
-	Add: Interest paid to subscribers for 2015-16	16,809,639	6,713,156	23,522,795	17,614,196	Amount due from other funds	5,637,799	823,395	6,461,194
155,203,348	Add: Contribution from Subscribers	99,144,542	40,138,714	139,283,256	1,458,058	Amount due from EPF office	-	1,458,058	1,458,058
32,639,000	Less : With drawls and loans	-	25,096,000	25,096,000	-	Amount due from Port	-	1,904,009	1,904,009
167,972,260	Less: Payment to Outgoing Subscribers	144,704,774	32,589,151	177,293,925					
5,752,446	Add: Interest to existing subscribers	-	-	-		Closing balance			
310,765,914	Sub Total	209,031,801	80,291,546	289,323,347	190,932,813	Investment	166,417,313	23,745,500	190,162,813
	Reserves & Surplus			-	109,730,000	Fixed Deposits	29,589,339	-	29,589,339
5,752,746	Opening Balance	20,595,340	6,463,694	27,059,034	15,763,159	Cash at Bank	9,643,622	56,813,897	66,457,519
-	Less: Interest paid 2014-15	18,141,307	-	18,141,307	316,425,972	Sub Total	205,650,274	80,559,397	286,209,671
-	Less: Interest paid for 2015-16	16,809,639	-	16,809,639					
27,058,734	Add: Excess of income over expenditure	23,003,662	3,373,152	26,376,814					
5,899,442	Amount due to Other Funds	-	3,000,000	3,000,000					
5,752,446	Less: Interest transferred to Subscription 2014-15	-	-	-					
-	Less: Interest transferred to Subscription 2015-16	-	6,713,156	6,713,156					
343,724,390	Total	217,679,857	86,415,236	304,095,093	343,724,390	Total	217,679,857	86,415,236	304,095,093



RECEIPT AND CHARGES OF EMPLOYEES GENERAL PROVIDENT FUND FOR THE YEAR ENDING 31ST MARCH 2017 - CONSOLIDATED

Appendix III
(In Rupees)

RECEIPTS	Port	CHD	Total	CHARGES	Port	CHD	Total
OPENING BALANCE							
INVESTMENT	166,417,313	24,515,500	190,932,813	Advance, withdrawal & Bank Charges	144,704,774	57,685,200	202,389,974
FIXED DEPOSIT	49,730,000	60,000,000	109,730,000	Expenditure	542,281	-	542,281
CASH AT BANK	6,740,127	9,023,032	15,763,159	TDS Receivable	415,623	-	415,623
Sub Total	222,887,440	93,538,532	316,425,972	Amount due to other funds	7,196,721		7,196,721
				Sundry Debtors	690,860	-	690,860
TDS Receivable	717,443	-	717,443				
Accrued Interest on Investment	6,938,449	1,567,351	8,505,800	CLOSING BALANCE			
Interest on Investment	23,545,943	-	23,545,943	INVESTMENT	166,417,313	23,745,500	190,162,813
Subscription from Employees	99,144,542	40,138,714	139,283,256	FIXED DEPOSIT	29,589,339	-	29,589,339
Amount due from other funds	5,966,716	-	5,966,716	CASH AT BANK	9,643,622	56,813,897	66,457,519
Amount due to Reveune	-	3,000,000	3,000,000	Sub Total	205,650,274	80,559,397	286,209,671
Total	359,200,533	138,244,597	497,445,130	TOTAL	359,200,533	138,244,597	497,445,130



Appendix IV

BALANCE SHEET OF GRATUITY FUND AS ON 31ST MARCH 2017

(In Rupees)

AS On 31/03/2016	LIABILITIES	PORT	CHD	TOTAL as on 31.3.2017	AS ON 31/03/2016	ASSETS	PORT	CHD	TOTAL As on 31.3.2017
553,611,061	Opening Balance	341,678,351	352,209,738	693,888,089	16,505,304	Accured Interest on Investments/Deposits	-	261,554	261,554
227,495,873	Add: Contribution from Revenue	100,400,000	84,300,000	184,700,000	1,558,866	Amount due from Pension Fund	-	1,558,866	1,558,866
-	Add: Contribution from Other Port	1,309,235	-	1,309,235	-	Amount due from Port	-	2,234,900	2,234,900
781,106,934	Sub Total	443,387,586	436,509,738	879,897,324					
						Closing Balance			
87,218,845	Less: Excess of Expenditure over income	104,162,647	190,095,498	294,258,145	58,594,000	Investment	-	30,594,000	30,594,000
1,026,826	Medical Scheme Subs. from employees	-	-		28,000,000	Fixed Deposits	-		
98,724,508	Amount Due to other funds	70,547,919	104,044,221	174,592,140	2,573,344	Cash at Bank	7,959,437	612,026	8,571,463
					742,407,909	LIC	401,813,421	315,197,115	717,010,536
					775,575,253	Sub Total	409,772,858	346,403,141	756,175,999
793,639,423		409,772,858	350,458,461	760,231,319	793,639,423		409,772,858	350,458,461	760,231,319



RECEIPTS AND CHARGES STATEMENT OF GRATUITY FUND AS ON 31.3.2017

Appendix V
(In Rupees)

RECEIPTS	PORT	CHD	TOTAL	CHARGES	PORT	CHD	TOTAL
OPENING BALANCE				Payment of Gratuity	143,048,998	207,696,717	350,745,715
INVESTMENT	28,000,000	30,594,000	58,594,000	Miscellaneous Expenditure	6,866	-	6,866
FIXED DEPOSIT	28,000,000		28,000,000	Amount due to other funds	2,338,407	-	2,338,407
CASH AT BANK	1,732,395	840,949	2,573,344	Bank Charges	-	8,600	8,600
LIC	382,106,900	360,301,009	742,407,909		-	-	
	383,839,295	391,735,958	775,575,253	CLOSING BALANCE			
				INVESTMENT	-	30,594,000	30,594,000
INT. ON INVESTMENT	38,893,217	31,618,669	70,511,886	FIXED DEPOSIT	-	-	-
Contribution from VOCPT	126,400,000	84,300,000	210,700,000	CASH AT BANK	7,959,437	612,026	8,571,463
Contribution from other Ports	1,309,235		1,309,235	LIC	401,813,421	315,197,115	717,010,536
Amount due to Other Funds	4,545,382		4,545,382	Sub Total	409,772,858	346,403,141	756,175,999
Amount due to employees	180,000	46,453,831	46,633,831				
Total	555,167,129	554,108,458	1,109,275,587	Total	555,167,129	554,108,458	1,109,275,587



Appendix VI

BALANCE SHEET OF V.O.C PORT EMPLOYEES PENSION FUND AS ON 31 ST MARCH 2017

AS ON 31/03/2016	LIABILITIES	PORT	CHD	AS ON 31/03/2017	AS ON 31/03/2016	ASSETS	PORT	CHD	AS ON 31/03/2017
4,503,915,677	Opening Balance	4,562,319,967	1,332,047,849	5,894,367,836	18,466,168	Accrued Interest on Investments A406	3,628,436	854,879	4,483,315
982,779,100	Add: Contribution from Revenue	1,183,600,000	551,467,000	1,735,067,000	184,210	TDS	-	184,210	184,210
-	Less: Excess of Expenditure over income	-	(39,807,183)	(39,807,183)	-	Amount due from Port	-	9,271,825	9,271,825
5,486,694,777	Sub Total	5,745,919,967	1,843,707,666	7,589,627,653	804,430,510	Amount due from Revenue	-	232,911,507	232,911,507
-	-	-	-	-	(65,320,000)	Amount due from other funds	-	54,855,300	54,855,300
384,526,259	Add: Excess of income over Expenditure	389,026,471	-	389,026,471	-	-	-	-	-
23,146,800	ADD: Opening	-	-	-	25,068,760	Closing Balance	-	-	-
161,303,090	Amount due to Revenue	-	196,373,590	196,373,590	5,007,021,140	Investment	467,832,352	40,872,801	508,505,153
62,134,622	Amount due to other funds	7,790,230	2,919,631	10,709,861	5,771,200,410	Fixed Deposits	(228,924,452)	-	(228,924,452)
403,774	With hold pension payable	-	403,774	403,774	-	Cash at Bank	4,124,555	797,609.00	4,922,164
-	-	-	-	-	232,911,507	LIC	5,896,075,797	1,703,856,530	7,599,932,327
-	-	-	-	-	95,447,027	Sub Total	6,139,108,252	1,703,856,940	7,842,965,192
6,118,209,322	Total	6,142,736,688	2,043,404,661	8,186,141,349	6,118,209,322	Total	6,142,736,688	2,043,404,661	8,186,141,349



RECEIPT AND CHARGES OF VOC PORT PENSION FUND FOR THE YEAR ENDING 31ST MARCH 2017

Appendix VII
(In Rupees)

RECEIPTS	PORT	CHD	TOTAL	CHARGES	PORT	CHD	TOTAL
OPENING BALANCE				Commutation of Pension	106,237,891	156,748,122	262,986,013
INVESTMENT	607,219,059	197,211,451	804,430,510	Expenditure	4,591,576		4,591,576
FIXED DEPOSIT	(65,320,000)	-	(65,320,000)	Amount due to other funds	2,777,484		2,777,484
CASH AT BANK	22,081,840	2,986,920	25,068,760	Bank Charges		113	113
LIC	4,009,306,141	997,714,999	5,007,021,140				
Sub Total	4,573,287,040	1,197,913,370	5,771,200,410				
				CLOSING BALANCE			
INT.ON INVESTMENT	495,365,910	117,389,260	612,755,170	INVESTMENT	467,832,352	10,116,801	508,505,153
Amount due to revenue		35,070,500	35,070,500	FIXED DEPOSIT	(226,924,452)		(226,924,452)
Other income	462,253	-	462,253	CASH AT BANK	4,124,555	797,609	4,922,164
Contribution from revenue	551,467,000	551,467,000	551,467,000	LIC	5,896,075,797	1,703,856,530	7,599,932,327
Contribution from VOCP		-	1,183,600,000	Sub Total	6,139,108,252	1,745,326,940	7,884,435,192
Surplus in sale of securities		235,045	235,045				
Total	6,252,715,203	1,902,075,175	8,154,790,378	Total	6,252,715,203	1,902,075,175	8,154,790,378



BALANCE SHEET OF HBA SPECIAL FAMILY BENEFIT FUND AS ON 31.03.2017

Appendix VIII
(In Rupees)

LIABILITIES				ASSETS			
As on 31-03-16	Particulars		As on 31.03.17	As on 31-03-16	Particulars		As on 31.03.17
Rs.		Rs.	Rs.	Rs.		Rs.	Rs.
2,786,062	Opening balance	1,640,109	1,992,482	3,497	Accured Interest		141,908
				575,039	Amount due from other funds		-
				26,322	Transfer to funds		-
					TDS Interest Inv. Rec.		15,768
	Adds: excess of income over expen	429,596	2,069,705		Closing balance		
	Amount due to other funds		287,581	200,000	Investment	-	
				1,800,000	Fixed Deposit	2,000,000	
				181,205	Cash at Bank	199,610	2,199,610
2,786,062	Total		2,357,286	2,786,063	Total		2,357,286



Appendix IX

RECEIPT AND CHARGES OF HBA SPECIAL FAMILY BENEFIT FUND UPTO 31.03.2017 (In Rupees)

RECEIPT			CHARGES		
	Rs.	Rs.		Rs.	Rs.
Opening Balance as on			Accrued Interest		141,908
Fixed Deposit	1,800,000		TDS		15,768
Cash at Bank	181,205		Fund Liquidation of Loan		
Investment	200,000	2,181,205	Amount due to other fund		253,515
Interest received (Inv.) L812		429,596			
Other Income L816			Closing Balance:		
Subscription . From emp.			Fixed Deposit	2,000,000	
Miscellaneous			Cash at Bank	199,610	
			Investment		2,199,610
Total		2,610,801	Total		2,610,801



APPENDIX- X

CAPITAL PLAN WORKS IN 2016-17 (MECHANICAL ENGINEERING)

Sl. No.	Name of Work	Date of commencement	Date of completion/ Expected Date of Completion	Sanctioned cost (Rs. in crores)
1	Up gradation of Port Electrical system- " Conversion of 8 pole structure in to indoor control room"	13/10/2016	Expected date of completion 31.12.2017	2.34
2	Providing HT Power Supply arrangement to the proposed shallow draught berth and Commissioning of Centralized HT substation at reclaimed back area of 9 th berth	12.07.2016	Completed on 20.04.2017	2.39



Appendix X

CAPITAL PLAN WORKS SANCTIONED IN 2016-17 (Civil Engineering)

Sl. No.	Name of Work	Sanctioned Cost (Rs in Crore)	Status
1	Widening of concrete road at berth No.8 & 9	1.67	Work completed on 18.12.2016
2	Strengthening the side berm and widening the Northern side of Road with dredged materials	3.34	Work completed on 26.12.2016
3	Resurfacing the bituminous road over North break water from red gate to North pier head in VOCPT	3.10	Schedule date of completion 10.07.2017
4.	Integrated drainage system in port area	6.00	Work order issued on 28.10.2016 Date of commencement: 03.11.2016 Scheduled date of completion :02.05.2017
5.	Resurfacing and widening the existing road from TTPS roundana to IOC road at VOCPT	8.00	Work order issued on 17.01.2017. Date of Commencement:01.02.2017 Scheduled date of completion: 01.08.2017.
6.	Construction of dedicated berth for handling coastal cargo at VOCPT	42.70	LOA was issued on 25.05.2016. Date of Commencement: 23.06.2016 Scheduled date of completion: 22.12.2017
7.	Construction of centralized HT substation building near reclaimed area of 9 th Berth at VOCPT	0.80	Work completed on 30.03.2017
8.	Appointment of EPC contractor for design, construction & Maintenance of Truck parking terminal at the Port land opposite to fisheries college	23.77	LOA was issued on 03.06.2016 Date of Commencement: 15.06.2016 Scheduled date of completion: 14.12.2017



Appendix X A

CAPITAL NON PLAN WORKS SANCTIONED IN 2016-17 (Mechanical Engineering)

Sl. No.	Name of Work	Date of commencement	Date of completion	Sanctioned cost (Rs. in Crores)
1	Providing high mast at operational area:- Replacement of Lattice Towers in operational area by high mast with LED Lights.	03.02.2017	18.05.2017	0.75
2	Supply, installation and commissioning of speed monitoring system at VOC Port.	04.06. 2016	03.09.2016	0.80
3	Construction of new Information center at eastern side of customs house in VOCPT.	08.06.2016	10.05.2017	0.30
4.	Providing modular furniture arrangement in the civil, mechanical, GAD and Finance Department in VOCPT	12.05.2016	09.06.2017	0.20
5.	Replacement of existing 70W SV lawn light luminaries by LED 30W decorative lawn light luminaries in Quarters Type V,VI & VII.	20.09.2016	18.12.2016	0.35
6.	Modification of residential building into officers club inside Gust House complex at VOC Port	20.04.2016	15.09.2016	0.75
7.	Supply and laying of 22KV HT Cable for Residential area.	02.08.2016	21.11.2016	0.54
8.	Floating craft Procurement R e p l a c e m e n t o f 2 Nos mooring boat	25.04.2017	Expected date of completion 05.12.2017.	1.98
9.	Design, Manufacture, supply, Erection, Testing, Commissioning, Operation and Comprehensive Annual Maintenance contract of two Nos Road Sweeping Machine for a period of five years	17.06.2016	16.01.2017	3.20
10.	Supply of Diesel operated Truck Mounted Aerial working platform for Electrical Maintenance Works	19.05.2015	24.10.2016	0.46
11.	Supply and installation of energy saving LED street Light with 5years replacement warranty.	15.04.2016	26.07.2016	0.77



CAPITAL NON PLAN WORKS SANCTIONED IN 2016-17(CIVIL ENGINEERING)

Sl. No.	Name of Work	Sanctioned Cost (Rs in Crores)	Scheduled date of completion
1	Modification of Community Centre at Zone - B	0.75	Schedule date of completion 13.08.2017
2	Providing and fixing poly coated chainlink fencing at NBW & SBW	1.35	Work Completed on 26.11.2016
3	Construction of officer club at Port Guest House	0.75	Work Completed on . 10.09.2016
4.	Renovation of floor and providing tiles to Type-II & III quarters	3.35	Scheduled date of completion 21.06.2017
5.	Construction of compound wall around type IV to type VI quarters	1.66	Work Completed on 20.11.2016
6.	construction of New information centre	2.26	Work Completed on . 25.11.2016
7.	Stone pitching of SBW road southern side slope portion	1.20	Work Completed on 18.01.2017
8.	Resurfacing the bituminous surface and providing drain duct at 3 rd & 4 th Berth in VOCPT	2.56	Work completed on 01.02.2017
9.	Construction of swimming pool with other accessories at VOCPT	1.41	Schedule date of completion 01.01.2018
10.	Construction of New shopping complex near port colony area	0.31	Schedule date of completion 22.10.17
11.	Construction of 2 Nos of Granade proof top morchaes Providing Chain link fencing at the Entrance of Green gate	0.76	Work Completed on .16.04.2016
12.	Dismantling of Existing information centre and Construction of new information centre in VOCPT	2.26	Work Completed on 25.11.2016



CAPITAL PLAN WORKS IN PROGRESS 2016-17					Appendix -XI
Sl.No	Name of work	Date of Commencement	Date of completion	Sanctioned cost in (Rs. in Cr.)	
1	Integrated drainage system in port area	03.11.2016	02.05.2017	6.00	
2	Resurfacing and widening the existing road from TTPS roundana to IOC road at VOCPT	01.02.2017	31.07.2017	8.00	
3	Construction of dedicated berth for handling coastal cargo at VOCPT	23.06.2016	22.12.2017	42.70	
4	Appointment of EPC contractor for design, construction & Maintenance of Truck parking terminal at the Port land opposite to fisheries college	15.06.2016	14.12.2017	23.77	

CAPITAL NON PLAN WORKS IN PROGRESS 2016-17					Appendix -XII
Sl.No	Name of work	Date of Commencement	Date of completion	Sanctioned cost (Rs in Crores)	
1	Construction of swimming pool with other accessories at VOCPT	02.06.2017	01.01.2018	1.41	
2	Construction of New shopping complex near port colony area	01.02.2017	22.10.2017	3.16	



APPENDIX -XIII

CAPITAL PLAN WORKS IN PROGRESS - 2016-17

A. RECEIPTS

(Rs in Crores)

Sl. No.	Head of account	Revised Estimate 2016-17	Actuals 2016-17
1.	Opening balance	-	-
2.	Loans	-	-
3.	Appropriations from retained earnings (Including Escrow Fund)	96.84	95.89

APPENDIX – XIV

CAPITAL PLAN WORKS IN PROGRESS 2016-17

B.EXPENDITURE

(Rs.in Crores)

Sl. No.	Name of the work	R.E. 2016-17	Actuals 2016-17
1	Providing Railway Track between Marshalling yard and Hare Island	25.00	29.98
2	Construction of coastal cargo berth	25.00	27.69
3	Truck parking terminal -opposite of fisheries college.	15.00	16.85
4	Others	31.84	21.37
	Total Plan (1to4)	96.84	95.89



APPENDIX -XV

Capital Non Plan works in progress - 2016-17

A. RECEIPTS

(Rs. in Crores)

Sl. No.	Head of account	Revised Estimate 2016-17	Actuals 2016-17
1	Opening balance	-	
2	Loans	-	
3	Appropriations from retained earnings (including Escrow Fund)	27.29	19.85

APPENDIX - XVI

CAPITAL NON PLAN WORKS IN PROGRESS 2016-17

B. EXPENDITURE

(Rs. in Crores)

Sl. No.	Name of the work	R.E. 2016-17	Actuals 2016-17
1	Stone pitching of SBW road southern side slope portion	1.25	1.31
2	Construction of rubble bund protection at Hare Island	3.02	0.17
3	Supply, installation and commissioning of speed monitoring system at voc port	0.70	1.30
4	Supply and installation of energy saving LED street light with 5 years replacement warranty	0.77	0.68
5	Others	21.55	16.39
Total		27.29	19.85



APPENDIX –XVII
CAPITAL WORKS COMPLETED / COMMISSIONED IN 2016-17

PLAN WORKS

Sl. No.	Name of the work	Actual Cost (Rs .in Crores)	Date of completion / commission
1	Construction of dredged material bund at western side of cooling water channel at red gate	1.39	08.03.2016
2	Attending patch work and resurfacing the existing IOC road	1.35	11.06.2016
3	Strengthening the side berm and widening the north side of road with dredged material in and around toll gate	2.89	26.12.2016
4	Providing PCC road facility at 9th berth in vocpt.	1.72	17.12.2016
5	Providing onshore power supply to ships at vocpt.	1.93	11.07.2016



APPENDIX –XVIII
CAPITAL WORKS COMPLETED / COMMISSIONED IN 2016-17

NON-PLAN WORKS

Sl. No.	Name of the work	Actual Cost (Rs .in Lakhs)	Date of completion / commission
1	Supply & Printing of cash card	4.09	31.08.2016
2	Wireless networking connectivity at vehicle Dn., North Fire Station and Electrical Town ship.	3.19	25.10.2016
3	Providing two wheeler parking shed at back side of marine department	4.89	20.04.2016
4	Construction of pass section near western boundary in vocpt.	6.46	16.02.2016
5	Renovation of poly coated chain link fencing from green gate to voc wharf inside green gate	134.42	26.11.2016
6	Providing temporary rest shed and toilet facility for Truck drivers and Marshalling yard in vocpt.	5.59	09.04.2016
7	Construction of two nos.of granade proof roof top morchas providing chain link fencing at the entrance of green gate	6.75	16.04.2016
8	Construction of rubble bund protection at Hare Island	319.11	01.04.2016
9	Providing stone pitching at port side of SBW inside green gate	128.79	18.01.2017
10	Construction of compound wall in the rear side of Type V (2to20),VI and VII quarters in vocpt	155.97	20.11.2016
11	Protecting the cattle movement inside harbour estate by closing the open partioned at south end oa sea shore with RR masonry compound wall in vocpt.	7.26	18.5.2016
12	Modification of Residential building into officers club inside guest house complex at vocpt.	56.95	10.9.2016
13	Attending patch work and resurfacing the existing service road (southern side of voc wharf)	185.61	25.4.16



APPENDIX –XVIII
CAPITAL WORKS COMPLETED / COMMISSIONED IN 2015-16

NON-PLAN WORKS

Sl. No.	Name of the work	Actual Cost (Rs .in Lakhs)	Date of completion / commission
14	Improvement work in the rear side road voc wharf road and eastern wharf	137.36	11.6.2016
15	Resurfacing the existing road around TTPS roundana at vocpt.	45.24	26.6.2016
16	Resurfacing the bituminous surface at 3rd and 4th berth inside green gate in vocpt.	253.48	1.2.2017
17	Providing two set of modular furniture in Traffic department	1.43	17.10.2015
18	Supply, erection, testing and commission of passenger lift facilities adjacent to the existing of signal station.	19.98	31.12.2016
19	Providing street light arrangement at escape road from TTPS roundana to Check post No-II	17.44	1.4.2016
20	Providing high mast and lighting arrangement at shase I&II of coal stack yard	96.27	25.5.2016
21	Supply & Installation of energy saving LED stored light luminaris with 5years replacement waranty.	67.84	26.7.2016
22	Supply & Installation of CCTV camera to locate the vehicle movement with in port area	26.77	24.5.2015
23	Supply of diesel operated Truck aerial working platform for electrical Mtc work	35.47	24.10.2016
24	wireless networking connectivity at check post No.I	1.92	1.10.2016
25	Design, manufacture, supply erection, testing ,commissioning and operation of two nos road sweeping machine	126.00	16.1.2017



GREEN PORT INITIATIVE

ANNEXURE XIX

Sl.No.	Name of Work	Date of Commencement	Date of Completion	Remarks
1	Supply, installation and commissioning and Maintenance of 400 KW solar power plant at VOCPT for the period of 10 years on Power Purchase Scheme	15.04.2016	completed on 29.11.2016	
2	Providing Solar Power plant of 5 MW Capacity.			<ol style="list-style-type: none"> 1. MoU has been signed between SECI., New Delhi and V.O.CPT on 24.08.2016 2. SECI had furnished the time line for the project on 25.11.2016 3. Since no action has been taken by SECI, D.O. letters has been sent to SECI on 27.12.2016, 09.01.2017, 14.02.2017, 16.03.2017 and 27.04.2017, to inform the action taken on the tendering of the project. <p>In response SECI, has replied on 07.07.2017 that they are ready to provide PMC service to the proposed 2MW solar project and also requested to place the work order and also SECI in their E-mail dt.08.07.2017 has confirmed that they are ready to take up the 5MW projects immediately as per the MOU between SECI & VOCPT as they have surpassed some administrative hurdles. VOCPT proposed to install 2MW Solar power plant under PMC services of SECI.</p>



PPP PROJECTS 2016 - 17**ANNEXURE XX**

Sl.No.	Name of Work	Date of Commencement	Date of Completion / Expected Date of Completion	Estimated Cost (Rs.in Crores)
1	Conversion of 8 th berth container terminal on BOT basis under PPP mode	Temporary operation commenced on 11.05.2014	Expected date of completion 30.11.2017	312.23
2	Deployment of additional Harbour Mobile Crane at III & IV Berth	-----	Expected date of completion 30.11.2017	28.50





Smt. P. Sivakami, I.A.S., (Retired), Writer, Social Activist, delivering the special address during the Women's Day celebration at the port on 08.03.2017



Budding and aspiring children actively participated in the water sports camp organised by V.O.Chidambaranar Port Sports' Council from 12.05.2016 to 15.05.2016