




# V.O.CHIDAMBARANAR PORT TRUST

## 40<sup>th</sup> Administration Report 2018 - 2019

(with Annual Accounts)



Certified Under  
IMS – QMS ISO 9001:2015;  
EMS ISO 14001:2015;  
OHSAS 18001:2007  
&  
ISPS Code Compliant Port



**Shri Pon Radhakrishnan, Hon'ble Union Minister of State for Shipping and Finance inaugurated the New Shopping Centre at residential complex of Port estate on 15.04.2018.**



**First Mainline Vessel operated by Wan Hai Lines Limited destined to Far East Countries with container carrying capacity of 4333 TEUS called the Port on 12.12.2018.**

**Shri Nitin Gadkari, Hon'ble Union Minister for Road Transport & Highways, Shipping and Water Resources, River Development & Ganga Rejuvenation and Shri Edappadi K. Palaniswami, Hon'ble Chief Minister of Tamilnadu & Hon'ble Union Minister for Road Transport & Highways, Shipping and Shri. Pon Radhakrishnan, Hon'ble Union Minister of State for Finance and Shipping & Mansukh Mandaviya, Minister of State for Road Transport & Highways, Shipping, Chemical & Fertilizers jointly flagged off the First Import Container through Video Conference at Dakshin Bharat Gateway Container Terminal, V.O.Chidambaranar Port.**

V.O.CHIDAMBARANAR PORT TRUST


40<sup>TH</sup> Administration Report 2018-19

Certified Under

**IMS – QMS ISO 9001:2015;  
EMS ISO 14001:2015;  
OHSAS 18001:2007  
&  
ISPS Code Compliant Port**



## CHAIRMAN'S MESSAGE



### PRESENTATION OF ADMINISTRATION REPORT FOR THE FINANCIAL YEAR 2018-19

I am pleased to place the 40<sup>th</sup> Administration Report of V.O.Chidambaranar Port Trust to the Central Government, as required under Section 106 of the Major Port Trusts Act, 1963.

The Administration Report consists of four Parts.

**PART-I** Contains Details of the origin, significant events in the development of Port and the growth of the Port since inception. The Citizen Charter consists of the Quality Management System, Environment Management System and ISPS compliance of the Port, OHSAS certification. Implementation of Right to Information Act, 2005, Mechanism for Redressal of Public Grievances.

**PART-II** Contains The Traffic and Financial performance of the Port and the various activities of the Port during the financial year 2018-19.

**PART-III** Contains Details of the Annual Accounts for the financial year 2018-19, Audit report and Action Taken on the Audit report.

**PART-IV** Contains Statistical details of the performance of V.O. Chidambaranar Port Trust. Every effort has been made in the Administration Report to highlight the performance of the Port in a transparent manner as required under the Major Port Trusts Act, 1963.

### **Performance & Achievements during 2018 - 19 : Highlights :**

Some of the notable milestones and initiatives which have taken place in the FY 2018 - 19 are:

- i) During 2018-19, V.O. Chidambaranar Port handled 34.34 Million Tonnes of EXIM cargo compared to the previous year's achievement of 36.58 Million Tonnes. The main shortfall was due to the closure of Sterlite Copper Smelting Plant.
- ii) The Port created a new record by handling 14,800 Metric Tonnes of cattle

feed from the vessel *MV. Meray Glyfada* on 03.04.2018 surpassing the previous single day record of 10,748 Metric Tonnes of cattle feed from the vessel *MV. Clipper Lis* on 06.03.2018.

- iii) On 25.04.2018, V.O. Chidambaranar Port has achieved yet another milestone by handling the vessel '*M.V. Venus History*' with 38 metres across the beam. The vessel '*M.V. Venus History*' with Length Over All (LOA) of 235m, Dead Weight Tonnage (DWT) of 95,692 MT, Net Registered Tonnage (NRT) of 50,647 MT.
- iv) The Port created a new record by handling 51,413 Metric Tonnes of coal in a single day at IXth berth from the vessel *MV. Ultra Gujarat* on 14.06.2018, surpassing the previous record of 45,396 Metric Tonnes of coal handled.
- v) On 16.07.2018, V.O. Chidambaranar Port received the inaugural consignment of 80 TEUs of e-sealed Export Containers from Dalmia Cements, Thiruchirapalli by rail.
- vi) On 15.10.2018, V.O.Chidambaranar Port for the first time in Port's history handled a vessel with 14 meter draft. The Vessel *MV Zheng Jun* was docked at the North Cargo Berth-I at 1600 hrs. The Panama flagged Vessel *M.V. Zheng Jun*' with Length of 229 meters having beam of 32.26 meters arrived from the Port of Smarinda.
- vii) The vessel *MV. BOTTIGLIERI GIORGIO AVINO* with the parcel size of 82,170 Metric Tonnes of Lime stones. The vessel berthed to the port on 28.11.2018 and handled entire quantity at V.O.Chidambaranar Port Trust surpassing the previous highest volume of 77,000 Metric Tonnes of coal handled at Port from the vessel *MV. YANNIS GORGIAS* berthed on 02.11.2018.
- viii) On 12.12.2018. *M.V. Wan Hai 510* a mainline vessel operated by Wan Hai Lines Limited, has made the Maiden voyage to Dakshin Baharat Gateway Container Terminal, V.O. Chidambaranar Port.
- ix) On 27.01.2019, The Port created a new record by clocking 59,839 Metric Tonnes of Thermal Coal in a day at North Cargo Berth -I from the vessel *M.V. Aqua Knight* surpassing the previous Single Day record of 51,413 Metric Tonnes of Coal handled.
- x) The port handed 7,39,246 TEUs of containers during the financial year 2018 surpassing 6,97,631 TEUs of containers handed during 2017-18.

- xi) The Port handled 102.69 Lakh tonnes of Coastal cargo during the financial year 2018 - 19 surpassing the previous record traffic of 99.72 lakh tonnes of Coastal cargo handled in 2017-18.

We, at VOC Port Trust look forward to keep the initiatives & growth momentum in the coming years, to realize the Port's vision of becoming the preferred Indian Port and an enabler of Economic activity in the Port ecosystem of the hinterland duly delivering our valued services to all our Stakeholders.

**T.K.RAMACHANDRAN IAS.,**  
CHAIRMAN

**BOARD OF TRUSTEES OF V.O.CHIDAMBARANAR PORT TRUST  
FOR THE PERIOD OF 2018-19**

**FROM 01.04.2018 to 31.03.2019**

1. Shri. Rinkesh Roy, IRTS : Chairman (From 12.06.2018)  
(To 10.01.2019)
2. Shri.T.K.Ramachandran I.A.S : Chairman (From 11.01.2019)
3. Shri S.Natarajan : Deputy Chairman (up to 30.06.2018)
4. Shri.N.Vaiyapuri : Deputy Chairman ( From 03.07.2018)
5. Shri Rajeev Ranjan, I.A.S : Addl.Chief Secretary,  
Government of Tamilnadu  
Highways & Minor Ports Department.
6. Shri D.K. Rai : Director (SM),  
Ministry of Shipping
7. Shri. Gyanesh Bharti, I.A.S : Joint Secretary (IT),  
Ministry of Environment, Forest and  
Climate Change, Govt.of India.
8. Shri N.Sreekumar, IRTS : Chief Freight Transportation Manager  
Indian Railways.
9. Shri. K.V.V.G. Diwakar, IRS : Commissioner of Customs
10. D.I.G Venkatesh S.B : Commanding Officer,  
Indian Coast Guard, Tuticorin.
11. Shri C. Gopi Krishnan : Surveyor  
Mercantile Marine Department.
12. Shri S.Surendran : Representing Other Interest
13. Shri A.N.Raja Kannan : Representing Other Interest
14. Shri Suba Nagarajan : Representing Other Interest
15. Dr. Srinivasa Kannan : Representing Other Interest
16. Shri P. Kathirvel : Representing Labour
17. Shri R.Rusel : Representing Labour



**PRINCIPAL OFFICERS OF V.O.C PORT TRUST DURING 2018-2019**

1. Shri. Rinkesh Roy, IRTS : Chairman  
(From 12.06.2018 To 10.01.2019)  
(Additional charges)
2. Shri. T.K.Ramachandran, I.A.S : Chairman  
(From 11.01.2019)
3. Shri S.Natarajan : Deputy Chairman  
(Up to 30.06.2018)
4. Shri.N.Vaiyapuri : Deputy Chairman  
(From 03.07.2018)
5. Shri. Deepak Chaturvedi, ITS : Chief Vigilance Officer  
(From 12.06.2017 To 07.08.2018)
6. Shri. Ravindra Babu, IRSME : Chief Vigilance Officer  
(From 8.08.2018 )  
(Additional charges)
7. Shri.Surash Babu : Chief Mechanical Engineer  
(From 04.05.2018)
8. Shri .Jishu Roy : Secretary  
(up to 31.12.2018)
9. Shri.Girish P. Naik : Secretary  
(From 02.01.2019)
10. Shri U.Rajendran : Traffic Manager
11. Shri.K.Ravi Kumar : Chief Engineer  
(From 19.02.2019)
12. Capt Bhabatosh Chand : Deputy Conservator  
(up to 15.04.2019)
13. Smt S.Shanthi : Financial Adviser & Chief  
Accounts Officer

## CONTENTS

Sl.No.	Description	Page No
<b>PART I</b>		
1.	Origin and Development of Port at Tuticorin	1
2.	Citizen Charter	7
3.	Quality Management System	8
4.	ISPS	9
5.	Work Environment	9
6.	Implementation of Right to Information Act, 2005	9
7.	Implementation of Reservation Policy	9
8.	Redressal of Public Grievances	10
9.	CSR – Activities	11
<b>PART- II</b>		
1.	Board of Trustees and Board Meetings	12
2.	Report on Traffic Performance	12
3.	Report on Financial Performance	26
4.	Report on Developmental Projects I. Comparison of Capital Expenditure ii. Capital Expenditure	30
5.	Committees	32
6.	Manpower	34
7.	Training	34
8.	Implementation of Official Language Policy and Programmes	34
9.	Port Safety	35
10.	Port Fire Service	35
11.	Port Maintenance	36
12.	Port Meteorological Observatory	36
13.	Port Medical Services	36
14.	Welfare measures	38
15.	Industrial Relations	41
16.	Port Security	42
17.	Significant Events	42

<b>PART – III</b>		
1.	Balance Sheet as at 31.03.2019	47
2.	Schedules to the Balance Sheet	
	Schedule – 1 Reserves and Surplus Balances	50
	Schedule – 2 Secured Loan	51
	Schedule – 3 Fixed/Capital Assets	52
	Schedule – 4 Investments (Port)	53
	Schedule – 4-A Cash and Bank Balance	54
	Schedule – 5 Deferred Tax Liability	55
3.	Profit & Loss Account	56
4.	Profit & Loss Account	
	Schedule – 6 Income from Cargo handling & Storage Charges	58
	Schedule – 7 Income from Port and Dock Charges	58
	Schedule – 8 Income from Railway Activity	58
	Schedule – 9 Income from Estate Rental	58
	Schedule – 10 Expenditure on Cargo Handling & Storage	59
	Schedule – 11 Expenditure on Port and Dock facilities for Shipping	59
	Schedule – 12 Expenditure on Railway Activity	59
	Schedule – 13 Expenditure on Rentable Lands and Buildings	59
	Schedule – 14 Expenditure on Management and General Administration	59
	Schedule – 15 Finance and Miscellaneous income	60
	Schedule – 16 Finance and Miscellaneous expenditure	60
5.	Significant Accounting Policies	61
6.	Notes to Accounts of the Port for the Financial year 2018 – 19	64
7.	Notes to the Profit and Loss Accounts	74
<b>PART – IV</b>		
1.	Vital Port Statistics	77
2.	Traffic handled according to principal commodities	83
3.	Flag wise distribution of cargo handled	84
4.	Distribution of export cargo handled according to destination	88
5.	Distribution of import cargo handled according to origin	89
6.	Number and Type of containers handled 2018 – 19	90
7.	Number & size of ships called at V.O.C.Port	91
8.	Performance of cargo ships	92
9.	Distribution of pre – berthing detention according to reasons 2018-19	93

10.	Distribution of non – working time at along side berths according to reasons	94
11.	Berth occupancy 2018-19	96
12.	Container cargo and tare weight of containers – 2018-19	97
13.	Availability of cargo handling equipments– 2018-19	98
14.	Utilisation of cargo handling equipments– 2018-19	99
15.	Availability and utilization of floating crafts– 2018-19	100
16.	Performance of Dredger	101
17.	Shore Labour Productivity for the year 2018-19	102
18.	Shore labour productivity for the year 2018-19	103
19.	Commodity – wise export cargo received by different modes of transport	104
20.	Commodity – wise import cargo despatched by different modes of transport	105
21.	Employment at Port / CHD as on 31.03.2019	106
22.	Particulars of Accidents– 2018-19	106
23.	Financial Indicators	107
24.	Staff Strength as on 31.3.2018 & 31.3. 2019	108
25.	SC/ST reservation as on 31.03.2018 & 31.03.2019	109
26.	Particulars of strike/Stoppage of work and mandays lost in 2018-19	109
27.	Particulars of Salaries and earnings per employee in 2018-19	110
28.	Port employees quarters as on 31.3.2019	111
29.	Summary of Operating expenditure by "Types"	112
30.	V.O. Chidambaranar Port Trust Employees General Provident Fund Trust Balance Sheet as on 31.3.2019	114
31.	V.O. Chidambaranar Port Trust Employees General Provident Fund Trust Income & Expenditure Account for the period ending March 2019	115
32.	V.O. Chidambaranar Port Trust Gratuity Trust Balance sheet as on 31.3.2019	115
33.	V.O. Chidambaranar Port Trust Employees Gratuity Fund Trust Income & Expenditure Account for the period ending March 2019	116
34.	V.O. Chidambaranar Port Trust Employees Pension fund Trust Balance Sheet as on 31.3.2019	116
35.	V.O. Chidambaranar Port Trust Employees Pension fund Trust Income & Expenditure account for the year 2018-19	117
36.	V.O. Chidambaranar Port HBA Liquidation fund Balance Sheet on 31.03.2019	117
37.	V.O. Chidambaranar Port HBA Liquidation Fund Income & Expenditure account for the year 2018-19	118
38.	Capital Plan works in progress 2018-19	119
39.	Capital Non Plan works in progress 2018-19	120
40.	Capital Plan Works Completed in 2018-19	121
41.	Capital Non Plan Works Completed in 2018 - 19	122
42.	Green Port Initiative (Mechanical)	123
43.	PPP Projects 2018-19 (Mechanical)	123
44.	Capital works Completed / Commissioned in 2018-19 (Plan works)	124
45.	Capital works Completed / Commissioned in 2018-19 (Non Plan works)	125



# V.O.CHIDAMBARANAR PORT TRUST



**PART - I**

**ORIGIN AND DEVELOPMENT OF PORT**

# ORIGIN AND DEVELOPMENT OF PORT AT TUTICORIN

## 1.1 INTRODUCTION

The growth of economy and social improvement of a Nation depends on the development of the Ports in the Country. Ports are the bedrock of the economic development of a Country. They act as a centre for exchange of culture, language and acts as a bridge among the Nations, by facilitating economic co-operation. They also act as an elixir for solving the food scarcity and poverty alleviation. They are the catalysts for growth and facilitates increase in foreign exchange earnings.

## 1.2 HISTORY OF TUTICORIN

In Literature, the earliest mention has been made in 88 AD in Greek work "Periplus of the Erythrean Sea". In AD 124, the earliest reference was made by Ptolemy who has observed —'Country of Kareoi, in the Kolkhic Gulf, where there is a pearl fishery, Sosikourai and Kolkhoi and emporium at the mouth of the river Solan". There is little doubt that Ptolemy's Sosikuorai is no other place than Tuticorin. From AD 200 to AD 1000, no records pertaining to Tuticorin are available. However, the Tamil Literature of the period, Periyapuranam mention the pearls but ignore the source. James Harnell in his report to the Govt. of Madras has highlighted the Indian Pearl Fisheries of the Gulf of Mannar discussed about Tuticorin. Although in Tamilnadu, there is a mention of Ports like Korkai, Puhar etc. Tamil literature and historical records have highlighted the Pearl Fisheries of Tuticorin and Trading in Pearls. The 7th to 9th Century AD were ruled by Pandya Kings and 10 to 12 Century AD was ruled by Chola Kings. There is a mention that there was a well guarded and natural Harbour where ships could anchor in safety in Tuticorin. Portuguese, Dutch and British ruled India in different time frame. Portuguese sailed into Tuticorin in 1532. In 1649, Dutch captured Tuticorin. Many European visitors particularly English travelers have meticulously recorded their impression of Tuticorin in 17th Century. The impression recorded by Philip Baldaeus, an English missionary, who visited Tuticorin in 1675 are graphic and valuable. The lucrative pearl fishery that flourished under the Dutch is vouchsafed by Jean De Lacombe. The English East India Company took over the administration of Tuticorin and its other dependent cities like Kayalpattinam, Punnakayal, Manapad etc. on the 1st June 1825.

## 1.3 ROLE OF TUTICORIN IN INDIA'S INDEPENDENCE

Tuticorin become the citadel of freedom struggle in the early years of 20th Century. V.O.Chidambaram sowed the seeds of Nationalism and independence with the doctrine of Swadesism and boycott. After undergoing ordeals and struggle, he was able to launch the First



Swadeshi Navigation Company in 1907. The Swadeshi vessels S.S.Galia and S.S.Lavo were operated between Tuticorin and Colombo. Launching of Swadeshi ship despite adverse environment was an important milestone in freedom struggle. Patriots like Subramania Siva and Vanchi Iyer have helped V.O.Chidambaram in spreading the seeds of Indian Freedom to gain independence from the clutches of the colonial rule. Thus, Tuticorin played a significant role in the Independence struggle initiated by Mahatma Gandhiji.

#### **1.4 HISTORY OF TUTICORIN OLD PORT**

In 1842, a Light House was constructed in Tuticorin. Construction of a Light House was one of the important milestones for development of Tuticorin Harbour. The planned development of Tuticorin started in 1868. A pier at a cost of Rs.1,200/- was constructed initially. In 1873, Earl Buckingham, during his visit to Tuticorin ordered for strengthening of the pier. In 1887, the 100m pier was doubled. Subsequently, rails were laid to link Tuticorin Port with Railway Station. In 1894, wooden piers were replaced by steel structure. In 1895, reclamation of the area was undertaken at a cost of Rs.2 lakhs and a Port was built. In 1899, the railway lines were extended upto the Pier in Tuticorin Port.

#### **1.5 HISTORY OF TUTICORIN NEW PORT**

The proposal to construct a deep sea harbour at Tuticorin was first thought of in 1914, though it was not pursued due to the outbreak of first world war. The first proposal was by Sir Wolfe Lyster Barry and Partners to examine the Prospects of development of the Port. This was followed by Bristow project in 1920 and Palmer Committee Scheme. It was dropped due to financial crisis. In 1924, Tuticorin Port Trust Act was passed by the Madras Legislature. In 1929, Sir Bristow prepared the estimate at Rs.120 lakhs for this scheme and Rs.160 lakhs for Palmer Committee Scheme. Due to financial constraints again the scheme was abandoned.

In 1954, the Govt. of India appointed Chatterjee to examine the development of Tuticorin Port. He gave a proposal at an estimated cost of Rs.4.5 crores. In the meanwhile, a committee was constituted under the Chairmanship of Sir Ramasamy Mudaliar to examine linking up the development of Tuticorin with the feasibility of connecting the Palk Strait with the Gulf of Mannar at a cost of Rs.9.62 crores. In 1958, Tuticorin Port Development Council was constituted consisting of local leaders, business people as members. The committee appraised Pandit Jawaharlal Nehru and Chairman of the Planning Commission as well as Central and State leaders. Pandit Nehru after patient hearing, passed the Tuticorin Harbour Project at a cost of Rs.10.27 crores for 30 ft. Harbour with four alongside berths. Based on that, M/s.Madhurani and Chacko Committee recommended for development of Tuticorin Port. In 1964, Prime Minister Lal Bahadur Shastri inaugurated the construction work of New Port. In 1974, oil mooring was installed. In 1975, VOC



Berths No. 1 & 2 were commissioned and in December 1976, VOC berths No.3 & 4 were commissioned. The next important landmark was the integration of the erstwhile anchorage Port and Tuticorin New Harbour into an integrated Port Trust under the Major Port Trusts Act, 1963 w.e.f. 1<sup>st</sup> April, 1979. Subsequently a number of developmental activities took place matching the spectacular increase in the rate of growth of time.

### 1.6 Significant Development of the Port

Period	Event
11.07.1974	Declaration of Tuticorin Port as a Major Port
13.07.1974	Commissioning of oil mooring berth
02.12.1975	Commissioning of first two along side berths (V.O.C. 1 & 2)
31.12.1976	Commissioning of next two along side berths (V.O.C. 3&4)
01.04.1979	Commissioning of the Port Trust Board
26.04.1980	Commissioning of Oil Jetty
01.03.1983	Commissioning of Coal Jetty - 1
09.05.1983	Commissioning of 5th along side berth (A.B.I)
01.01.1984	Commissioning of 6th along side berth (A.B.II)
27.02.1995	Commissioning of Coal Jetty - II
12.03.1996	Certification of ISO 9002
12.10.1996	Introduction of Night Navigation
15.07.1998	Licensing out Berth No. 7 to M/s. PSA SICAL
05.09.1998	Commissioning of 7th Berth
10.05.1999	Commissioning of Shallow Draught Berth
05.11.1999	Completion of Dredging in Harbour Basin (11.90M) and approach Channel (12.50M)
21.12.1999	Function as a World standard container terminal
17.10.2001	Introduction of Main line service to U.S
02.02.2002	Commissioning of Berth No. 8
23.04.2003	Switch over to ISO 9001 : 2001 standards
11.07.2003	Entering 30 year of existence as a Major Port
16.07.2003	Introduction of direct main line service to Europe



24.09.2003	Completion of dredging dock basin in front of berth No. 8
26.12.2003	Inclusion of our Port in Western Circuit of cruise tourism
10.07.2004	Silver Jubilee celebration
16.09.2005	ISO 14001 : 2004 Certificate of approval
14.07.2008	Commissioning of berth No. 9
01.07.2010	Inauguration of Replaced Wharf Crane in VOC Berth Concession Agreement signed with M/s. Tuticorin Coal Terminal Ltd., for Development of North Cargo Berth - II for handling bulk Cargoes
11.09.2010	Cargoes on DBFOT mode
11.09.2010	Concession Agreement signed for NCB - II with ABG - LDA Bulk handling India Pvt. Ltd.
30.12.2010	Inauguration of Capital Dredging
24.01.2011	Inauguration of construction of North Cargo berth II
11.02.2011	Name Changes as V.O.Chidambaranar Port Trust
06.03.2011	Inauguration of Passenger Terminal
13.06.2011	Launching of passenger ferry services - Tuticorin Colombo
27.07.2011	Merger of Cargo Handling Labour Pool with V.O.Chidambaranar Port Trust.
29.03.2012	Capital Dredging work completed
15.03.2014	Taken over of VTMS by Port
24.03.2014	Up-gradation of Mechanical Handling Infrastructure at VOCPT Berths (I to VI & IX) on BOO basis for a period of 10 years - commencement of operation
11.05.2014	Commencement of temporary operation at Berth No.8 using HMC's
01.10.2014	M/s. NTPL commenced the Commercial Operation of North Cargo Berth.
19.01.2015	Issue of Work order for dredging in front of NCB - II and 2 Nos Shallow Draught Berth.
15.02.2015	Grant of licence for deployment of 2 Nos. of floating cranes at VOCPT water limits for a period of 10 years for handling the Cargo in vessels at Anchorage



12.08.2015	Radiological Detection Equipment installed at the Port Entry Gates including the gate at extension Port (Zone B)
13.08.2015	100 KW Grid Connected Solar Power Plant Commissioned at Administrative Building
26.10.2015	Dredging in front of NCB II & 2 Nos of Shallow Draught berth completed
15.06.2016	Commencement of work for appointment of EPC contractor for Design, Construction and Maintenance of Truck Parking Terminal at the Port land opposite to Fisheries College.
23.06.2016	Commencement of work for construction of dedicated berth for handling Coastal Cargo at VOCPT
11.07.2016	500 KVA shore power supply facility for providing Shore supply to Vessels has been commissioned under Green Port Initiative.
21.09.2016	Mechanization of Cargo evacuation from 9th berth commencement of operation
03.11.2016	Commencement of work for integrated drainage system in Port area.
10.11.2016	2 Nos of Road Sweeping Machine have been put into operation as a Green Port Initiative
29.11.2016	400 KW Roof top Solar power Plant commissioned.
23.01.2017	Commencement of work for construction of New Shopping Complex near Port Colony area
01.02.2017	Commencement of work for re surfacing and widening the existing road from TTPS roundana to IOC road at VOCPT
31.03.2017	MOU Signed with M/s. Imcola Crane Company Ltd to deploy one No. additional HMC of 124 T Capacity
28.04.2017	Commencement of work for construction of NCB-III under EPC basis
02.01.2018	Agreement signed with VJR Port Terminal for development of Shallow Draught Berth for handling construction material under PPP mode
03.01.2018	One number of additional 124T harbor mobile crane commissioned
22.01.2018	Commencement of Work for upgradation of Coal Jetty – I & II
24.03.2018	Commencement of dredging in front of Coastal cargo Berth.
15.04.2018	Shri.Pon Radhakrishnan, Hon'ble Union Minister of State for Finance and Shipping Govt.of India laid the foundation stone for construction of net



weaving hall at Mutharayar Colony, Threspuram, Tuticorin.

03.05.2018	Won the "Roll of Honour 2017 award" from Tamilnadu Energy Development Agency, Chennai for installation of 500 KW Roof top Solar Power Projects.
09.05.2018	Commissioned the CCTV Control Centre at South Police Station, Tuticorin.
14.06.2018	World Blood Donor Day Celebrated by organizing the Blood donation Camp at V.O.Chidambaranar Port Trust Hospital.
25.06.2018	Inaugurated the PradhanMantri Bharatiya Janaushadhi Pariyojana (PMBJP) Medical Store.
29.10.2018	Vigilance Awareness Week – 2018 observed.
30.11.2018	Vigilance Awareness Week, 2018 valedictory Function
31.12.2018	Declaration of 14.2 m draft vessels in front of berth 8 th & 9th

### 1.7 TRAFFIC PERFORMANCE OF PORT SINCE INCEPTION

The traffic performance of VOC Port Trust since Inception is given below :

Year	Cargo Traffic	Container Traffic
1974-75	10.35	
1975-76	13.65	
1976-77	15.50	
1977-78	14.87	
1978-79	17.03	
1979-80	24.11	121
1980-81	26.31	9295
1981-82	27.06	5343
1982-83	32.29	718
1983-84	35.48	1072
1984-85	37.74	1233
1985-86	42.25	3186
1986-87	41.46	7192
1987-88	42.85	8038
1988-89	51.40	8782
1989-90	53.23	14115
1990-91	50.73	20206
1991-92	58.68	33776
1992-93	62.15	35010
1993-94	67.80	48110
1994-95	80.40	57000
1995-96	92.86	68619
1996-97	91.74	88769
1997-98	99.73	102464
1998-99	101.50	99512



1999-00	99.93	136612
2000-01	122.84	156978
2001-02	130.17	213509
2002-03	132.94	212925
2003-04	136.78	253880
2004-05	158.11	307310
2005-06	171.39	321060
2006-07	180.01	377102
2007-08	214.80	450398
2008-09	220.11	438548
2009-10	237.87	439948
2010-11	257.27	467752
2011-12	281.05	477096
2012-13	282.60	475599
2013-14	286.42	507735
2014-15	324.14	559727
2015-16	368.49	611714
2016-17	384.63	642103
2017-18	365.83	697631
2018-19	343.42	739246

## 2. CITIZEN CHARTER

### 2.1 Vision

- To become a pioneer in providing quality and efficient cargo handling facility in South India and its Hinterland.

### 2.2 Mission

- To be the preferred distribution hub of India
- To provide efficient seaport logistic for providing best value to our customers
- To augment capacity by developing international standard Port infrastructure and installing State-of-the-Art handling equipments
- To ensure quick turn-around of vessels by providing facilities, up gradation of equipments for efficient handling of cargo.

### 2.3 Values

- A. Total satisfaction of customer.
- B. Partnership with stakeholders.
- C. Commitment to Quality and Team Work.
- D. Fairness, Accountability and transparency in work.
- E. Consideration for social and natural environment.



F. Value addition through productivity, safety and security.

G. Considering the vision, mission and values, to provide efficient seaport and logistics service to best value of the customers and Results Framework Document for the year 2016 - 17 was prepared to achieve the targets in the heads of following as per Ministry of Shipping guidelines.

- To augment capacity of the Port by developing International Standard Infrastructure and installation of modern equipment.
- To improve the draught in-front of the berths to handle bigger size vessels according to the requirement.
- To provide efficient, prompt, safe and timely service to the trade at the optimum cost.
- To enhance road and rail facility to improve speedy and safe evacuation of cargo facility.
- Continually improve the services to meet the expectations of the Port Users, Trade, Employees, Pensioners and the Society by improving the Corporate Social Responsibility.
- To provide cost effective operations through deep draft berths, highly mechanized and dedicated cargo handling facility.
- To improve the green cover in the Port Premises to maintain eco-friendly environment.

### **3. Quality Management System (ISO 9001-2015)** **Quality Policy**

"To ensure customer satisfaction through continual improvement of facilities and services for maritime trade at optimum cost"

### **4. Environmental Management System (ISO 14001 : 2015)**

#### **Environmental Policy**

Port is committed to practice Pollution Prevention and Environmental Safety in its activities through implementation of Environmental Management System for Continual Improvement and Legal Compliance.

### **5. ISPS**

#### **Security Policy**

V.O.Chidambaranar Port Trust is committed to provide a safe and secure working environment to all its employees, Port Users, Ships and its personnel. This will be achieved by establishing and maintaining the required security measures to prevent unlawful acts



against people, cargo and marine assets.

## **6. Work Environment**

The Port Management has provided good work environment like proper ventilation at place of work, drinking water facilities, canteen, toilet, adequate lighting facilities, ambulance, first aid and personal protection equipments for operational Employees and Workers. Equipments safety is ensured by carrying out preventive maintenance promptly. The working area is kept clean. Adequate pollution control measures are taken up.

## **7. IMPLEMENTATION OF RIGHT TO INFORMATION ACT, 2005**

RTI Act is implemented from October, 2005 as per the directions of the Ministry. Appellate Authority, One public Information Officer and one Assistant Public Information officer are appointed to deal with the representations / appeals. Office of the Public information Officer functions as a Single Window Agency to facilitate general public to obtain information under RTI Act, 2005.

During the year 2018-19, 150/30 applications/appeals have been received and 146/28 applications /appeals have been disposed off.

## **8. IMPLEMENTATION OF RESERVATION POLICY SALIENT FEATURES**

- 1) 15% for SC and 7.5% for ST for Direct Recruitment on All India basis by open competition for Class-I & II posts.
- 2) 15% for SC and 7.5% for ST for promotion in respect of Class I to Class IV posts
- 3) 27% for OBC for Direct Recruitment on All India basis by Open Competition for Class I to IV posts.
- 4) 19% for SC and 1% for ST for Direct Recruitment on a Local or Regional basis for Tamil Nadu for Class III & IV posts.
- 5) 4% Physically Handicapped - PH
  - a) 1% Visually Handicapped - VH
  - b) 1% Hearing Handicapped - HH
  - c) 1% Orthopedically Handicapped - OH and
  - d) 1 % autism, intellectual disability, specific learning disability and mental illness and multiple disabilities from amongst persons under clauses (a) to (c) including deaf-blindness in the post identified for each disabilities) for promotion and Direct Recruitment.
- 6) 10% and 20% for Ex-servicemen in Direct Recruitment in Class-III & IV posts respectively.



As per Regulation 7 of the Tuticorin Port Trust Employees (Recruitment, Seniority and Promotion) Regulations, 2008, orders issued by the Central Government from time to time for the reservation of posts under it, (whether by direct recruitment or promotion) in favour of Scheduled castes and Scheduled tribes, Ex-serviceman, Dependents of those killed in action, Physically handicapped persons and other special categories of persons, will apply mutatis mutandis to all appointments covered by Tuticorin Port Trust Employees (Recruitment, Seniority and Promotion) Regulations, 2008. In view of the above, orders of the Central Government issued from time to time with regards to reservations are being followed in this Port.

For the precise monitoring of implementation of Reservation policy in V.O.Chidambaranar Port Trust, two Officers at the level of Senior Class I officers belonging to reserved community have been nominated as Liaison Officers, one for SC/ST and another for OBC.

The Liaison Officers are periodically inspecting the Registers maintained for the Post based roster points and an officer from the reserved community is included in the committee for filling up of the posts under Direct recruitments and Departmental Promotions.

## **9. REDRESSAL OF PUBLIC GRIEVANCES:**

In compliance with the direction from Ministry of Shipping, for strengthening the Public Grievance Redressal Machinery, Chairman, V.O.Chidambaranar Port Trust had appointed the Secretary of the Port Trust as Director for redressal of grievances on 7.12.2005. The details of Director of Grievances are furnished below:

Secretary (Director of Public Grievances)  
V.O.Chidambaranar Port Trust,  
Harbour Estate, Tuticorin – 628 004  
Ph: (Off) 0461-2352232 Fax: 0461- 2352301  
e.mail:secyvocport@gov.in

The above details were sent to Department of Administrative Reforms & Public Grievances, Ministry of Personnel, Public Grievances and Pensions, New Delhi with a copy to Ministry of Shipping, New Delhi for information, during September, 2007 for publishing in the website called Centralized Public Grievances Redress and Monitoring System (CPGRAMS). The Portal also facilitates to receive Grievances lodged online through internet by the citizens from any geographical locations. In addition to the above, Chairman and Deputy Chairman are also sparing time in week days for redressing the grievances of persons expeditiously. Apart from meeting Chairman and Deputy Chairman, the employees and Port Users meet all Heads of Department to redress their grievances pertaining to concerned Department.



## 10. CSR ACTIVITIES

Ministry of Shipping issued guidelines vide letter No. PD-25021/10/2011-PD-II dated: 2.12.2011 on Corporate Social Responsibility (CSR) for Major Ports to identify CSR activities for every financial year within the allotted budget and time limits prescribed for the implementation of schemes according to the guidelines. Subsequently, Ministry of Shipping also forwarded another letter No. CD-11020/4/2013-Coord dated 14/06/2013 enclosing new guidelines on CSR and sustainability for Central Public Sector Enterprises issued by the Department of Public Enterprises vide their OM dated 12/04/2013. Further, Ministry of Shipping also forwarded new guidelines on CSR and sustainability for Central Public Sector Enterprises with effect from 1.4.2014 in reference No.CD-11053/5/2014-Coord dated: 29.10.2014.

The Port had made financial assistance to various agencies like District Administration, Thoothukudi City Municipal Corporation, NGOs and other Agencies for executing various social development works in and around Tuticorin under CSR Scheme.

### CORPORATE SOCIAL RESPONSIBILITY (ALLOCATION AND EXPENDITURE)

Rs. in Lakhs			
Sl.No	Details	2017-18	2018-19
1	Budget Allocation made	235.44	201.66
2	Balance B/fd from previous year	405.20	489.91
3	TOTAL (1+2)	640.64	691.57
4	Less: Expenditure incurred	150.73	154.89
5	Balance C/fd (3-4)	489.91	536.68





# V.O.CHIDAMBARANAR PORT TRUST



**PART - II**

**TRAFFIC AND FINANCIAL PERFORMANCE OF THE PORT**

## 1. BOARD OF TRUSTEES AND BOARD MEETINGS

V.O.Chidambaranar Port Trust is an Autonomous Body administered by Board of Trustees constituted under Chapter II Section 3(1) of the Major Port Trusts Act 1963 by the Central Government. The Board consists of Chairman, Deputy Chairman and Seventeen Trustees and functions under the administrative control of the Ministry of Shipping, Government of India.

Six Board Meetings:- Six Ordinary Meetings one Special Board Meeting of the Board of Trustees were conducted during the Financial year 2018-19.

## 2. REPORT ON TRAFFIC PERFORMANCE

During the current financial year 2018-19, V.O. Chidambaranar Port Trust handled cargo traffic of 343.42 lakh tonnes over the previous year cargo traffic of 365.83 lakh tonnes registering a decrease of 6.13 %. Compared with the target set by the Ministry at 380.00 lakh tonnes, this performance has a decrease of 9.63%. The Port handled a record throughput of 7,39,246 TEUs of Containers in the year 2018-19 as compared to previous year's container traffic at 6,97,631 TEUs., (increase of 5.97 %). The Imports accounted for 241.54 lakh tonnes registering a decrease of 7.71 % and Exports accounted for 101.88 lakh tonnes registering a decrease of 2.15 % compared with the previous year. Reduction in cargo traffic is mainly attributed to Closure of Sterlite, No wheat import due to increase in import duty and ban on export of Ilmenite, Garnet sand and Stone (Aggregate).

### 2.1 Traffic at a glance:

Sl No.	DESCRIPTION	2017-18	2018-19	% VARIATION
1.	Total Cargo Handled (In Lakh Tonnes)	365.83	343.42	(-) 6.13
2.	Imports (In Lakh Tonnes)	261.71	241.54	(-) 7.71
3.	Exports (In Lakh Tonnes)	104.12	101.88	(-) 2.15
4.	Container (In TEUs)	6,97,631	7,39,246	(+) 5.97



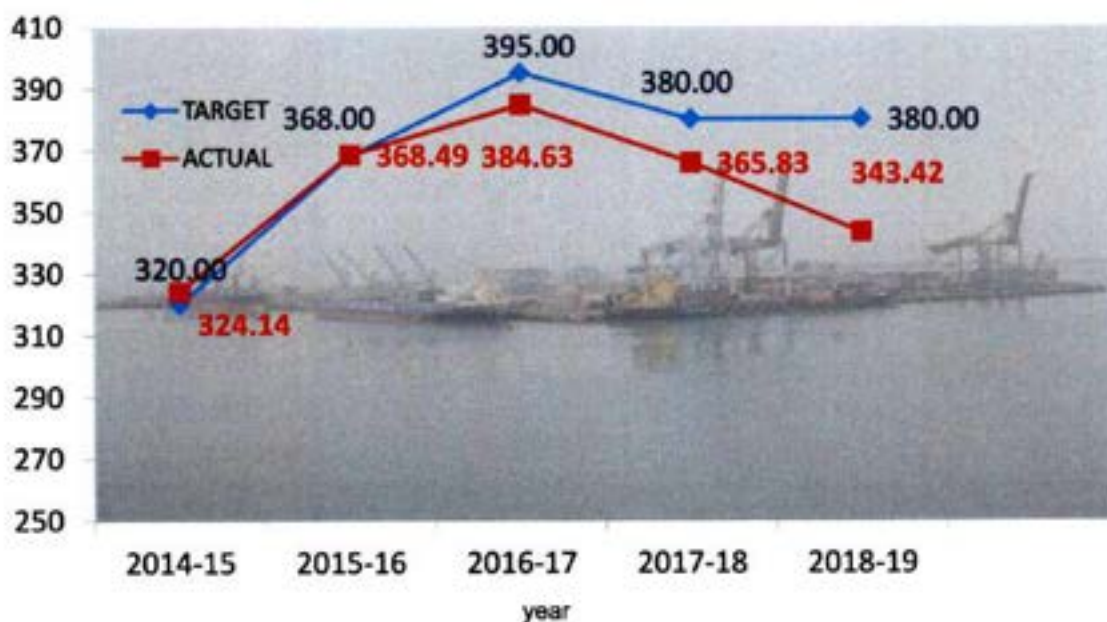
**Table 2.2: Traffic handled according to Principal Commodities 2018 – 19 ( In “000” Tonnes)**

MAJOR PORTS	ACTUAL TRAFFIC		% OF VARIATION AGAINST PREVIOUS YEAR	RANK
	2017-18	2018-19		
ENNORE	30.446	34.497	13.31	1
Kolkata Dock System	17.39	18.502	6.39	-
Haldia Dock Complex	40.501	45.211	11.63	-
<b>TOTAL :KALKATA</b>	<b>57.891</b>	<b>63.713</b>	<b>10.06</b>	<b>2</b>
COCHIN	29.138	32.022	9.90	3
JNPT	66.004	70.706	7.12	4
PARADIP	102.012	109.275	7.12	5
KANDLA	110.099	115.402	4.82	6
VISAKHAPATNAM	63.537	65.301	2.78	7
CHENNAI	51.881	53.012	2.18	8
NEW MANGALORE	42.055	42.508	1.08	9
MUMBAI	62.828	60.588	-3.57	10
V.O.CHIDAMBARANAR	36.583	34.342	-6.13	11
MORMUGAO	26.897	17.682	-34.26	12
<b>TOTAL</b>	<b>679.371</b>	<b>699.048</b>	<b>2.90</b>	



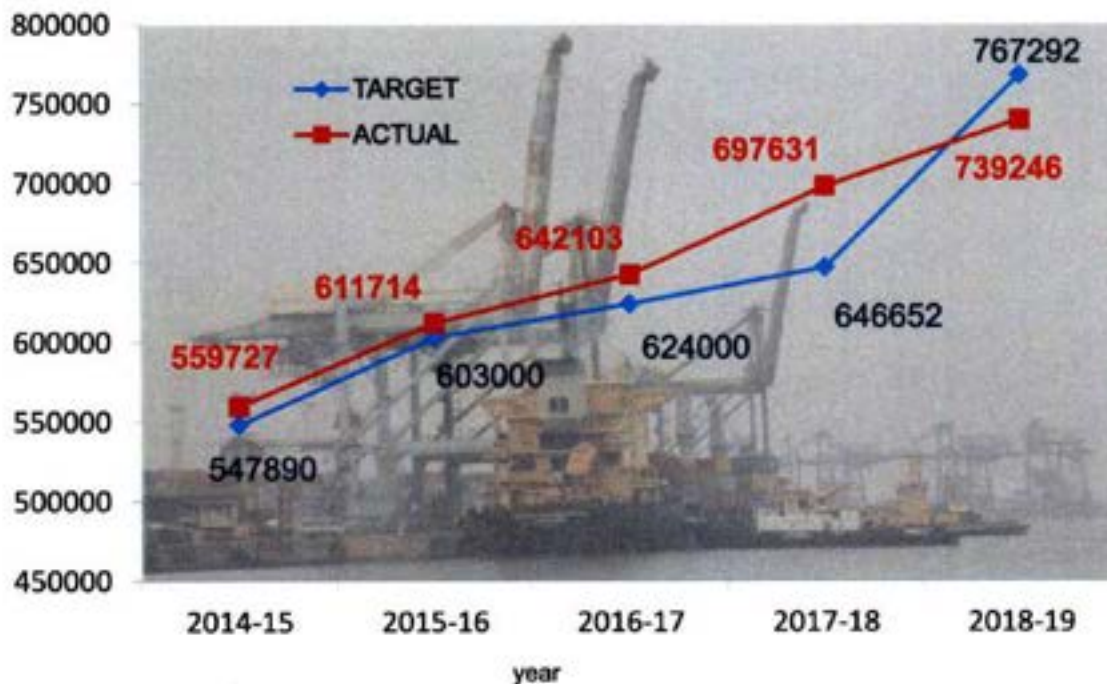
## 2.3 Traffic Performance from 2014-15 to 2018 - 2019

(In lakh tones)



## 2.4 Container Traffic from 2014-15 to 2018 - 2019

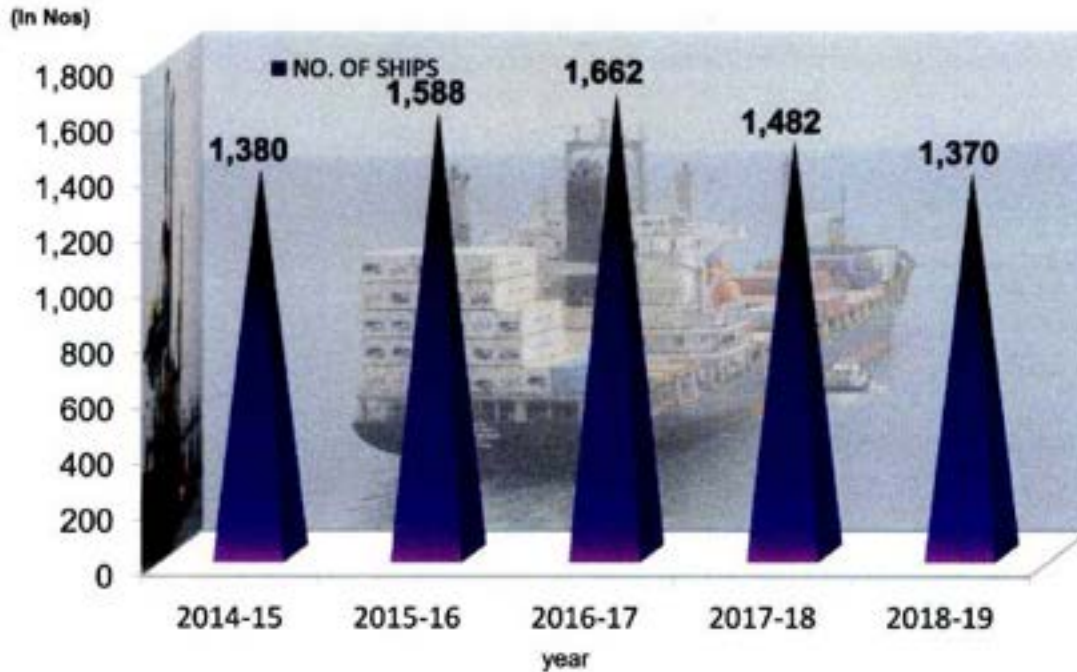
(in Teus)



## 2.5 Import / Exports from 2014-15 to 2018 - 2019



## 2.6 Ships Handled from 2014-15 to 2018 - 2019

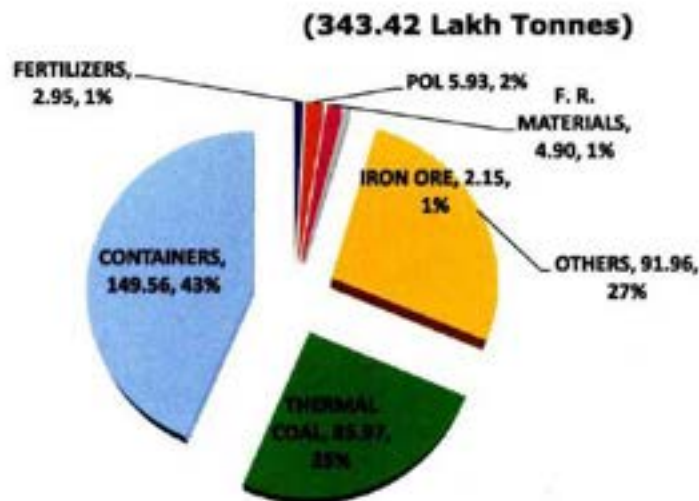


## 2.7 Principle commodity-wise Traffic 2018-19

(In Lakh Tonnes)

Sl. No	CARGO	Actuals 2017 - 18	Ministry's Target 2018-19	Actuals 2018 - 19	Variation to Target (in %)	Variation to previous year (in %)
1	POL	6.39	6.63	5.93	(-) 10.56	(-) 7.20
2	Iron Ore	0.00	0.00	2.15	-	-
3	Fertilizers	3.25	3.56	2.95	(-) 17.13	(-) 9.23
4	Fertilizers Raw Materials	10.76	14.18	4.90	(-) 65.44	(-) 54.46
5	Thermal Coal	97.95	100.91	85.97	(-) 14.81	(-) 12.23
6	Containerized Cargo	141.92	154.23	149.56	(-) 3.03	(+) 5.38
7	Other Cargo	105.56	100.49	91.96	(-) 8.49	(-) 12.88
	<b>Total</b>	<b>365.83</b>	<b>380.00</b>	<b>343.42</b>	<b>(-) 9.63</b>	<b>(-) 6.13</b>
8	Containers (In TEUs)	6,97,631	7,67,292	7,39,246	(-) 3.66	(+) 5.97

### Cargo Profile of Traffic handled during 2018-19



### Comparison with Target of the Ministry for 2018-19:

A Decrease of 9.63 % in Traffic, less than the Ministry's target of 380.00 Lakh tonnes was due to handling less volume of (i) Fertilizer Raw Material (Dry) 4.90 Lakh Tonnes(-) 65.44 %), (ii) Fertilizer 2.95 lakh Tonnes(-) 17.13 %), (iii) Thermal Coal ( 85.97 Lakh Tonnes (-) 14.81 %), (iv)Petroleum products( 5.93 Lakh Tonnes (-) 10.56 % and Other Cargoes (including I.Coal, Wheat, Construction Materials, Pet Coke, Phosphoric Acid etc....)(91.96 Lakh Tonnes (-) 8.49 %).

### Comparison with Actuals in the previous year 2018-19:

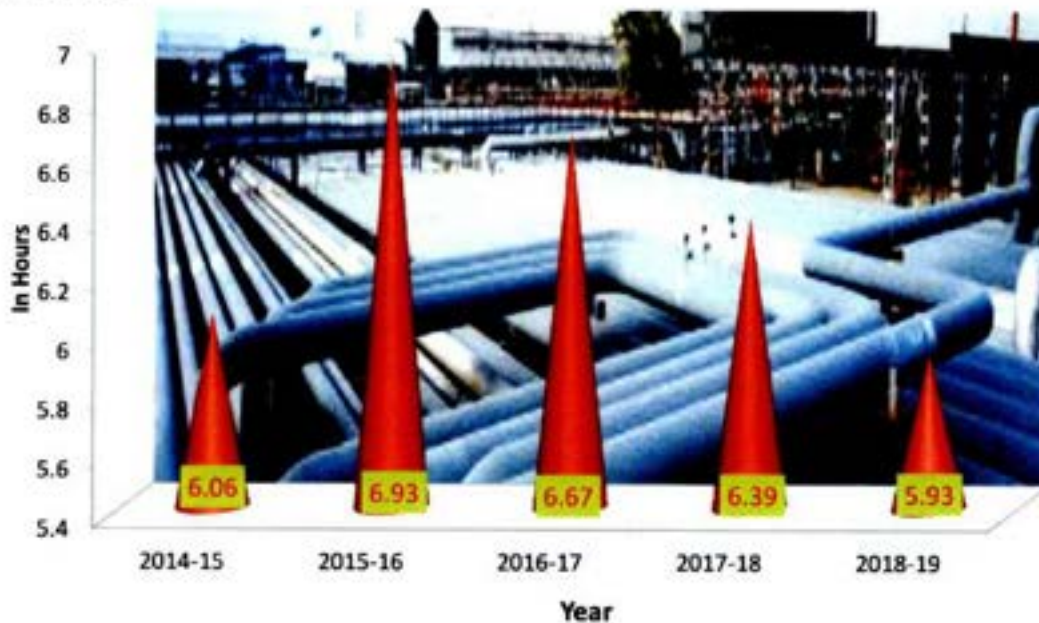
A Decrease of -6.13 % was compared to the previous year due to handling less Volume of (i) Petroleum products (5.93 Lakh Tonnes (-) 7.20 %), (ii) Fertilizer ( 2.95 Lakh Tonnes (-) 9.23%), (iii) F.R. Materials (Dry) ( 4.90 Lakh Tonnes (-) 54.46%), (iv) Thermal Coal (85.97 Lakh Tonnes (-) 12.23 %) and Other cargoes ( 91.96 Lakh Tonnes (-) 12.88 %).

## 2.8 Traffic Trend

The Trend of Traffic of the Principal Commodities for the past 5 years is given in the following Charts:-


### 2.8.1 Traffic in POL Products from 2014-15 to 2018 - 2019

(In Lakh Tonnes)




## 2.8.2 Traffic in Fertilizer from 2014-15 to 2018 - 2019

(In Lakh Tonnes)



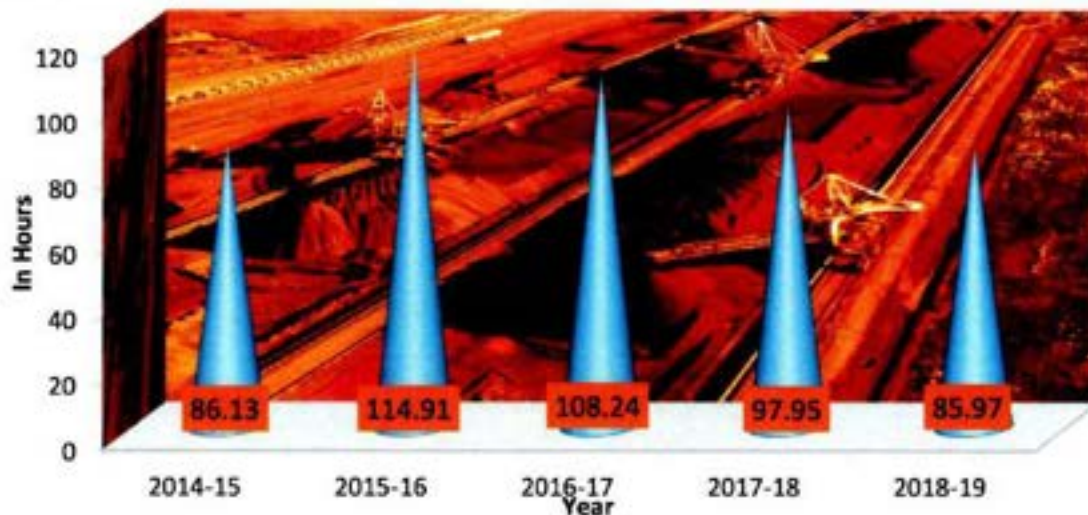
## 2.8.3 Traffic in Fertilizer Raw Material from 2014 - 15 to 2018 – 19.

(In Lakh Tonnes)



## 2.8.4 Traffic in Thermal Coal from 2014-15 to 2018 - 2019

(In Lakh Tonnes)



## 2.8.5 Traffic in Iron Ore from 2014-15 to 2018-19

(In Lakh Tonnes)




### 2.8.6 Traffic in Container from 2014-15 to 2018-19

(In Lakh Tonnes)



### 2.8.7 Traffic in Other Cargo from 2014-15 to 2018-19

(In Lakh Tonnes)



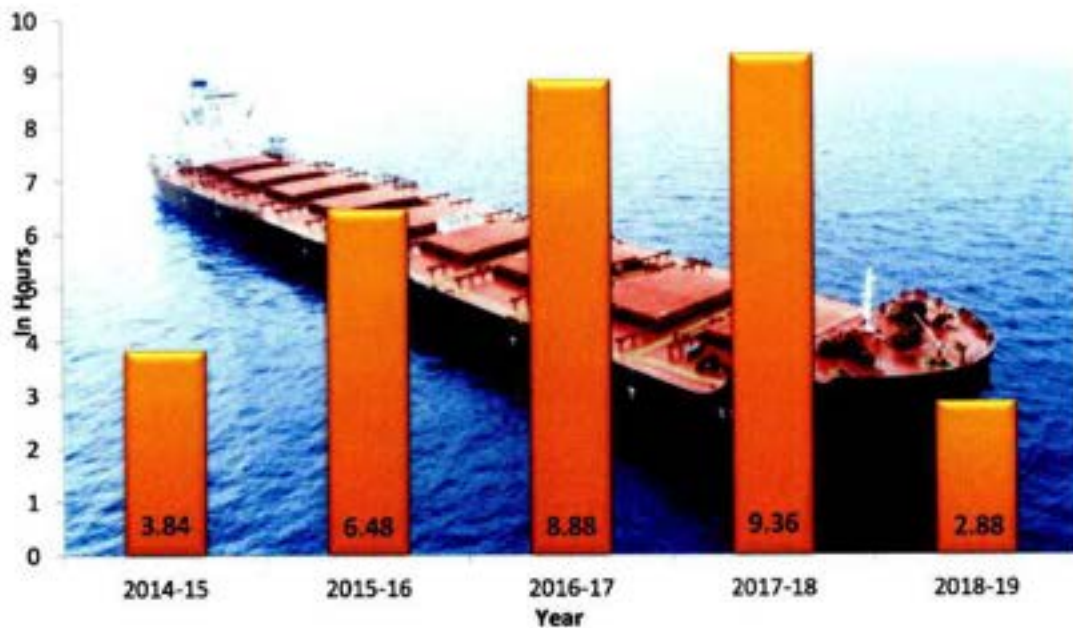
## 2.9 Performance Indicators:-

Sl.No.	DESCRIPTION	2016-17	2018-19	% VARIATION
1	Average pre-berthing detention Time (Port Account) ( in Hrs)	9.36	2.88	(-) 69.23
2	Average Turn - Round time (Port Account) (In Hrs)	56.88	40.56	(-) 28.69
3	Average Turn - Round time (Port + Nonport Account) (in Hrs)	64.56	47.04	(-) 27.14
4	Average ship berth day output (Over all) (In Tonnes)	11,961	15,353	(+) 28.36
	a) Dry Bulk Mechanized	17,973	19,201	(+) 6.83
	b) Dry Bulk Conventional	40,408	13,687	(+) 31.50
	c) Liquid Bulk	4,062	4,560	(+) 12.26
	d) Break Bulk	2,133	2,129	(-)0.19
	e) Containers	28,301	36,564	(+)29.20
5	Berth Occupancy (in %)	61.24	44.88	(-)26.71
6	Gang shift output (In Tonnes)	440.23	363.33	(-)17.47
7	Average Parcel Size (In Tonnes)	26,658	27,310	(+)2.45



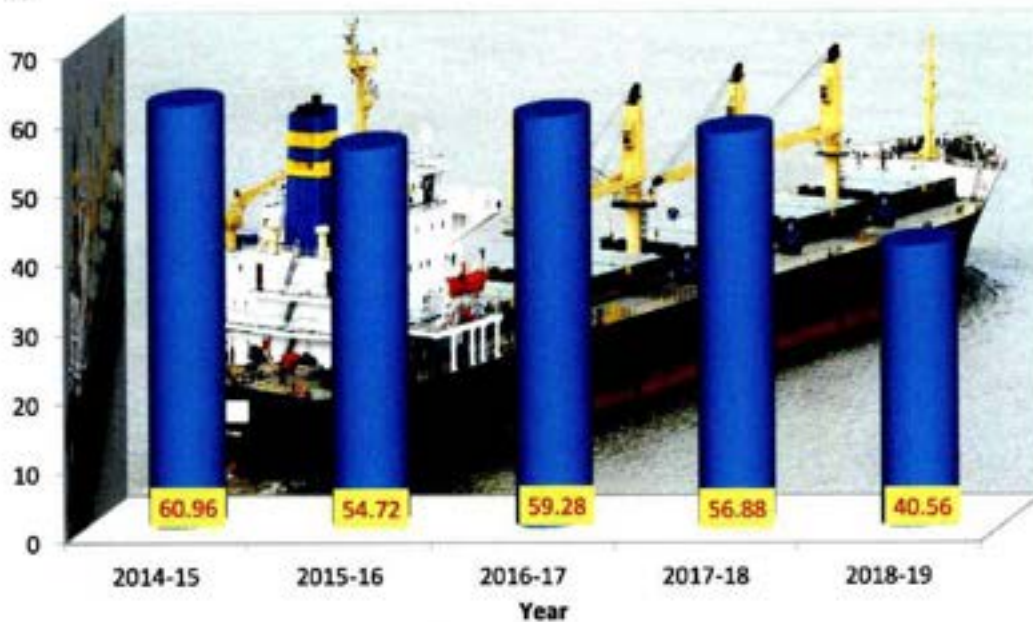
### 2.9.1 Average Pre – berthing detention (Port A/c) from 2014-15 to 2018-19

In Hours



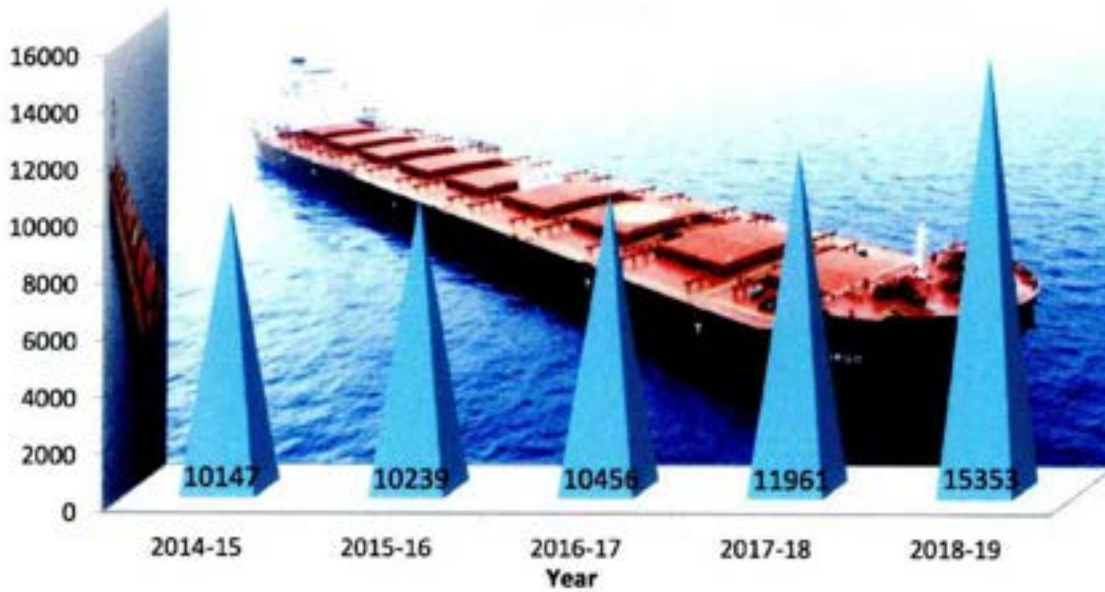
### 2.9.2 Average Turn- round Time (Port A/c) from 2014-15 to 2018-19

(In Hrs)



### 2.9.3 Average Ship Berth – day Output from 2014-15 to 2018-19

In tonnes




### 2.9.4 Average Gang Shift Output from 2014-15 to 2018-19

In tonnes



## 2.9.5 Percentage of Berth Occupancy from 2014-15 to 2018-19

In Percentage



### 2.10 Record Performance:

- 1) V.O. Chidambaranar Port Trust created a new record by handling 14,800 Metric Tonnes of Cattle Feed from the vessel MV. Meray Glyfada on 03.04.2018 surpassing the previous Single Day record of 10,748 Metric Tonnes of Cattle Feed from the vessel MV. Clipper Lis on 06.03.2018. M/s. Hari & Co is the Steamer and stevedore Agent and SurajImpex(India) Pvt Ltd., Indore. is the consigner.
- 2) On 25.04.2018, V.O. Chidambaranar Port has achieved yet another milestone by handling the vessel 'M.V. Venus History' with 38 metres across the Beam. The vessel 'M.V. Venus History' with Length Over All (LOA) of 235m, Dead weight Tonnage (DWT) of 95,692 MT, Net Registered Tonnage (NRT) of 50,647 MT and 38 metres across the Beam called on V.O. Chidambaranar Port.
- 3) V.O.Chidambaranar Port Trust created a new record by handling 51,413 Metric Tonnes of Coal in a single day at IXth berth from the vessel MV. Ultra Gujarat on 14.06.2018, surpassing the previous record of 45,396 Metric Tonnes of Coal handled in a single day at IXth berth from the vessel M.V. Sea Hope on 19.02.2018. M/s. Seaport Shipping Pvt Ltd is

the Steamer and Stevedore Agent.

- 4) On 16.07.2018, V.O. Chidambaranar Port received the inaugural consignment of 80 TEUs of e-sealed Export Containers from Dalmia Cements, Thiruchirappally rail.
- 5) M/S. Seaport Shipping Pvt Ltd has nominated a vessel MV. BOTTIGLIERI GIORGIO AVINO with the parcel size of 82,170 Metric Tonnes of Lime stones. The vessel berthed to the port on 28.11.2018 and handled entire quantity at V.O.Chidambaranar Port Trust surpassing the previous highest volume of 77,000 Metric Tonnes of Coal handled at Port from the vessel MV. YANNIS GORGIAS berthed on 02.11.2018. M/S. Seaport Logistics (P) Ltd was the handling Agent for the vessel.
- 6) On 12.12.2018. M.V. Wan Hai 510 is a mainline vessel operated by Wan Hai Lines Limited, has made the Maiden voyage to Dakshin Baharat Gateway Container Terminal, V.O. Chidambaranar Port. The Panamax class container vessel with Length Over All (LOA) of 268.8 metre and Breadth extreme of 32.2 metres has a container carrying capacity of 4333 TEUs. The China India-2 (CI-2) connects two Malaysian Ports Penang & Port Klang and Chinese Ports like Hong Kong, Qingdao, Shanghai, Ningbo, Shekou. The service is operated with 6 vessels with calls to Tuticorin Port every Tuesday.
- 7) On 27.01.2019, V.O.Chidambaranar Port Trust created a new record by clocking 59,839 Metric Tonnes of Thermal Coal in a day at North Cargo Berth -I from the vessel M.V. Aqua Knight surpassing the previous Single Day record of 51,413 Metric Tonnes of Coal handled at Berth-9 from the vessel MV. Ultra Gujarat on 14.06.2018. Earlier, North Cargo Berth -I has handled 48,701 Metric Tonnes of Thermal Coal in a single day on 20.03.2018.
- 8) M/S. Seaport Shipping Pvt Ltd has nominated a vessel MV SFAKIA WAVE with the draft of 14.20 metres and parcel size of 84,502 Metric Tonnes of Lime stones. The vessel berthed to the port on 11.02.2019 and handled entire quantity at V.O.Chidambaranar Port Trust surpassing the previous highest volume of 82,170 Metric Tonnes of Lime stones handled at Port from the vessel MV. BOTTIGLIERI GIORGIO AVINO berthed on 28.11.2018.
- 9) The Port handled 7,39,246 TEUs of containers during the current financial year 2018-19 (upto March, 2019) surpassing the previous financial year 2017-18(upto March,2018)highest performance of 6,97,631 TEUs handled during the corresponding period of last year (PSA SICAL -3,52,010 TEUs, DBGT-3,87,236 TEUs.



- 10) The Port handled 102.69 Lakh tonnes of Coastal cargoes handled during the current financial year 2018-19 (upto March, 2019) surpassing the previous record traffic of 99.72 lakh tonnes of Coastal cargo handled during the corresponding period of 2017-18 financial year (upto March, 2018), which is the highest ever tonnage handled in a year so far at this Port.

### 3.REPORT ON FINANCIAL PERFORMANCE

#### 1. Highlights

The Financial position of the V.O.Chidambaranar Port Trust for the last two years is given below:

(Rs. In crore)

Description	2018-19	2017-18
Operating Income	519.50	614.84
<b>ADD: Finance &amp; Miscellaneous income</b>	29.65	52.44
<b>Total Income</b>	<b>549.15</b>	<b>667.28</b>
Operating Expenditure	267.16	241.53
<b>ADD: Finance &amp; Miscellaneous expenditure</b>	209.84	260.16
<b>Total Expenditure</b>	<b>477.00</b>	<b>501.69</b>
<b>NET SURPLUS BEFORE TAX</b>	<b>72.15</b>	<b>165.59</b>

#### 2. Operating Ratio (Income & Expenditure)

(Rs. In crore)

Description	2018-19	2017-18
Operating Income	519.50	614.84
Operating Expenditure	267.16	241.53
Operating Ratio (%)	<b>51.43%</b>	<b>39.28%</b>

#### 3. WORKING RESULTS:

The Gross operating surplus was Rs.252.34 crores compared to Rs.373.31 crore in the previous year. After adjusting Finance & Miscellaneous income and expenditure, the Net surplus before tax was Rs.72.15 crore against Rs.165.59 crore in the previous year. After providing Rs.16.70 Crore towards deferred tax liability and Rs.10.32 crore for Provision for Taxation, the Net surplus was Rs.45.13 Crore in 2018-19 as against Rs. 100.83 crore net surplus in 2017-18



**4. ASSETS AND LIABILITIES:**

(Rs. In crore)

<b>Assets</b>	<b>As on 31.03.2019</b>	<b>As on 31.03.2018</b>
Capital assets at original cost	1,790.04	1,745.04
Current assets	554.69	836.46
Investments	618.13	624.73
<b>TOTAL ASSETS</b>	<b>2,962.86</b>	<b>3,206.23</b>

(Rs. In crore)

<b>Liabilities</b>	<b>As on 31.03.2019</b>	<b>As on 31.03.2018</b>
Reserves & Surplus	1,829.42	1,791.60
Depreciation	312.26	281.29
Deferred Tax Liability	199.13	182.53
Capital debts	0.00	0.00
Pension, Provident & Gratuity Funds	0.00	0.00
HBA Special Family Benefit Fund	0.23	0.28
Current Liabilities & Provisions	621.82	950.54
<b>TOTAL LIABILITIES</b>	<b>2,962.86</b>	<b>3,206.23</b>

**5. RESERVE FUNDS:**

<b>Reserve Funds</b>	<b>As on 31.03.2019</b>	<b>As on 31.03.2018</b>
Capital Reserve:		
Capital Reserve	1,663.18	1,663.18
Revenue Reserves	3.55	3.11
Statutory Reserve	162.69	125.30
Deferred Tax Liabilities	199.13	182.53
<b>TOTAL RESERVE FUNDS</b>	<b>2,028.55</b>	<b>1,974.12</b>

**6. Capital Debts : Nil****7. General :**

The port continued to maintain the Quality Management System certified under ISO 9001 : 2015 and Environment Management System Under ISO 14001:2015, OHSAS 18001 : 2007 & ISPS Code Compliant Port.

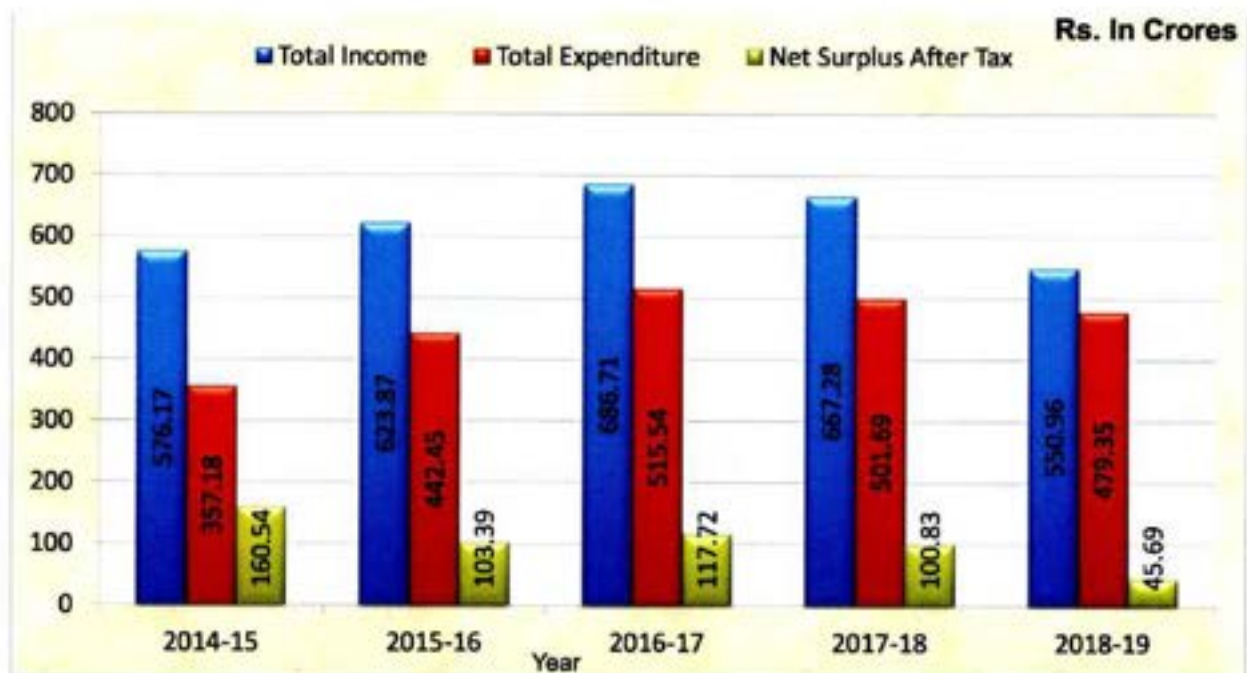
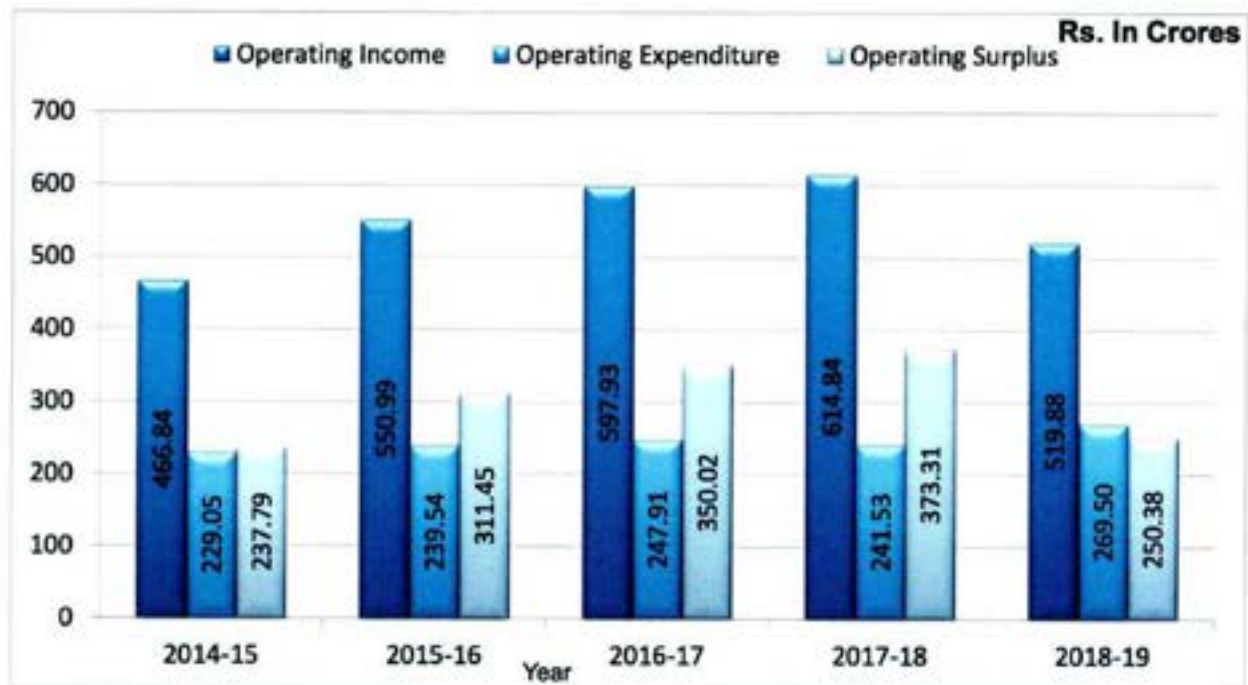


### 3.2 Financial Performance for the year 2018-19 and 2017-18

1. **Income:** The Operating income is Rs. 519.50 Cr as compared to Rs. 614.84 Cr. in the previous year. The Finance & Miscellaneous income is Rs. 29.65 Cr as against in the Rs. 52.44 Cr. previous year.
2. **Expenditure:** The Operating expenditure is Rs. 267.16 Cr as compared to Rs. 241.53 Cr in the previous year. The Finance & Miscellaneous Expenditure was Rs. 209.84 Cr as against Rs. 260.16 Cr in the previous year.
3. **Working Results:** The gross operating receipt was Rs. 252.34 Cr as compared to Rs. 373.31 Crs in the previous year. After adjusting Finance & Miscellaneous Expenditure the net surplus before tax was Rs. 72.15 Cr as against Rs. 165.59 Crs in the previous year.
4. After providing for Rs. 16.70 Cr as Deferred Tax Liability and Rs. 10.31 Cr as Provision for Income Tax the Net Surplus after Tax was Rs. 45.13 Cr in the current year and after providing for Rs. 26.38 Crs as Deferred Tax Liability and Rs.38.38 Crs as Provision for Income Tax the Net Surplus after Tax was Rs. 100.83 Crs in the previous year. The remaining funds along with appropriation from reserves were utilized for contributions earmarked funds and reserves.
5. **Capital Expenditure:** Capital Expenditure on developmental schemes was Rs.125.13 Cr. Out of this Rs. 116.31 Cr as Capital schemes more than Rs. 5.00 Crores and Rs. 8.82 cr. as capital schemes upto Rs. 5.00 Crores. The total capital expenditure was met from Port's own resources.



### 3.3 Financial Performance for the year 2014-15 to 2018-19



(Port &amp; CHD)

(Rs. in Crores)

Year	2014-15	2015-16	2016-17	2017-18	2018-19
Operating Income	466.84	550.99	597.93	614.84	519.50
Operating Expenditure	229.05	239.54	247.91	241.53	267.16
Operating Surplus	237.79	311.44	350.02	373.31	252.34
Net Surplus Before Tax	219.00	181.42	171.17	165.59	72.15
Net Surplus After Tax	160.54	103.39	117.72	100.83	45.13
Total Income	576.17	623.87	686.71	667.28	549.15
Total Expenditure	357.18	442.45	515.54	501.69	477.00

#### 4. Report on Development Projects

##### 4.1 Comparison of Capital Expenditure:

(Rs. in Crores)

Sl.No	Description	Actual 2017-18	Revised Estimate 2018-19	Actual 2018-19
1	Plan Works	95.89	173.61	116.31
2	Non-Plan Works	19.85	12.10	8.82
3	Total	115.74	185.71	125.13

##### 4.2 Capital Expenditure:

(Rs. in Crores)

Sl. No	Name of work	B.E 2018 - 19	R.E 2018 - 19	Actuals 2018 - 19
A	<b>PLAN SCHEMES:</b>			
1	Capital Dredging including navigational Aids and Widening of Port Entrance and Break Water	150.00	22.00	2.03
2	Dredging in front of coastal cargo berth	-	43.82	21.44
3	Desalination plant	-	2.00	0.35
4	Up Gradation of Coal Jetty I & II including retrofitting works at VOCPT	10.00	40.00	37.36
5	Construction of North Cargo Berth - III	21.52	24.42	19.66
6	Widening of the Existing Korampallam surplus course bridge and ROB.	20.00	20.00	17.55
7	Others	140.10	21.37	17.92
	<b>Total Plan Expenditure (A)</b>	<b>341.62</b>	<b>173.61</b>	<b>116.31</b>
	<b>NON -PLAN (B)</b>	<b>17.18</b>	<b>12.10</b>	<b>8.82</b>
	<b>Grand Total (A+B)</b>	<b>358.80</b>	<b>185.71</b>	<b>125.13</b>



## 4.3 CIVIL ENGINEERING DEPARTMENT

### 4.3.1. CAPITAL PLAN WORKS

#### 1) UP-GRADATION OF COALJETTY I & II INCLUDING RETROFITTING WORKS

Name of Contractor	:	M/s. SYS-EMJAY (JV), Chennai – 600 010
Estimated Cost of project	:	Rs.108.65 Crore
Awarded Cost	:	Rs.97.76 Cr (CJ 1-Rs.50.13 Cr & CJ II 47.63 Cr)
Letter of Award (LOA)	:	28.07.2017
Date of Commencement	:	22.01.2018
Completion Period	:	37months

#### Part A-Coal Jetty 1

Date of Commencement	:	22.01.2018
Date of Completion	:	21.04.2019 ( CJ 1)
Period of Completion	:	15 months + 1 month mobilization
MOU Signed	:	15.05.2017 ( between TANGEDCO and VOCPT)

#### **Status:-**

- Construction of CJ 1 has been completed on 21.04.2019.
- TANGEDCO has to execute the mechanization of the berth by providing shore unloader, conveyor system etc. The tender for the above is yet to be floated by TANGEDCO.

#### 2. Construction of NORTH CARGO BERTH-III AT V.O.CHIDAMBARANAR PORT ON ENGINEERING PROCUREMENT AND CONSTRUCTION (EPC) BASIS

Berth size	:	306m x22.90 m
Total No.of Piles	:	182 Nos
Founding level of pile	:	24.80 m
Top Level of berth	:	(+) 3.65m CD

#### **Status:-**

- V.O.C Port Trust has awarded the work for " Construction of North Cargo Berth on EPC mode to M/s. SRISHAILA-UNISON (JV) for a value of Rs.36.52 Cr. Work has been commenced on 29.04.2017 and substantially completed on 24.07.2018. The details of the berth is described below

Total berth area incl. Approach: 7665 sq.m



### **3. Construction of widening the Korampallam Surplus Course (KSC) bridge and Rail Over Bridge (ROB) including widening of the road from western boundary to TTPS roundana on EPC basis**

Name of Contractor	: M/s. Emjay Construction, Chennai - 10
Awarded Cost	: Rs.41.55 Cr
LOA issued	: 10.04.2018
Date of commencement	: 10.05.2018
Schedule date of completion	: 09.11.2019
Status	: Physical Progress – 65%
	Financial Status - 47%

## **5. COMMITTEES**

### **5.1 Land Allotment Committee:**

V.O. Chidambaranar Port Trust constituted the Land Allotment Committee as per the Land Policy for Major Ports -2014. The Committee is headed by the Deputy Chairman, as Chairman of the Committee with Traffic Manager, Chief Engineer and FA & CAO as members. The Committee examines the requests received from Port Users and Stake Holders and give their recommendations for allotment of Land and related issues and submit to the Competent Authority for approval as per land policy guidelines.

### **5.2 Investment Committee**

All investment proposals for Board's approval with project cost more than Rs. 10.00 Crores are submitted with the recommendation of Standing Committee headed by Chairman and other members of the Committee being Dy. Chairman, Chief Engineer, The Head of the Project and Financial Adviser & Chief Accounts Officer as per Ministry of Shipping letter dt. 11.02.2015 of Delegation of enhanced powers to Major Ports.

### **5.3 Safety Committee**

27 members and 10 Special invitees constitute the Safety Committee. This committee is formed by the Officials of DGFASLI, Port Officials, Heads of vital installation in the Port, BOT operators, Representatives of all the trade unions of Port and Cargo Handling Division, Tuticorin Stevedores Association, Tuticorin Customs Brokers Association, Lorry Owners Association and City Lorry Booking Agents Association are the members in the committee. This Committee meets once in three months. The safety issues related to dock work are deliberated and suitable actions are taken.



#### **5.4 Port Facility Security Advisory Committee (PFSAC)**

The Port Facility Advisory Security Committee consists of the following

- (I) Port Facility Security Officer - Deputy Conservator
- (ii) Deputy Port Facility Security Officer - Harbour Master
- (iii) Deputy Port Facility Security Officer - Traffic Manager
- (iv) Deputy Commandant - CISF, (VOC Port Unit)
- (v) Indian Navy
- (vi) Coast Guard
- (vii) Intelligence Bureau
- (viii) Marine Police
- (ix) Mercantile Marine Department
- (x) Customs
- (xi) Immigration
- (xii) Port Operator
  - 1. DBGT
  - 2. SICAL
  - 3. SPIC
  - 4. Super Gas
  - 5. DCW

#### **Port Facility Security Committee (PFSC)**

The Port Facility Security Committee consists of the following:

The committee meets annually and plays advisory role on security as per Port Facility Security Plan (PFSP) (ISPS Code)

The Port Facility Security committee representative from concern Departments

- (I) Port Facility Security Officer - Deputy Conservator
- (ii) Deputy Port Facility Security Officer - Harbour Master
- (iii) Deputy Port Facility Security Officer - Traffic Manager
- (iv) Deputy Commandant - CISF, (VOC Port Unit)
  - 1. DBGT
  - 2. SICAL
  - 3. SPIC
  - 4. Super Gas
  - 5. DCW

The committee meets quarterly, to monitor and review the Port Facility Security Plan and security related matters.



## 6 MAN POWER

### Staff Details :

Sl. No.	Particulars	Unit	2016-17	2017-18	2018-19
1.	Strength of Staff (No Departmental Shore labour)	in Nos.	1,007	946	775
2.	Pensioners	in Nos.	3,518	3,590	3,619

## 7. TRAINING

Training	Port & CHD	House
Inhouse	9	205
Outstation	21	32
Foreign	1	1
<b>Total</b>	<b>31</b>	<b>238</b>

## 8. IMPLEMENTATION OF OFFICIAL LANGUAGE POLICY AND PROGRAMMES

As per the instructions of Government of India, Ministry of Home Affairs and Ministry of Shipping, Official language Policy and Programmes are implemented in all respects. Action also taken to implement the Section 3 (3) of Official Languages Act, 1963 and Rule 5 of Official Language Rules, 1976. Regulations, various reports related to implementation of Official Language Policy are prepared regularly in Hindi and English and sent to the Ministries concerned. Classes for the Hindi Prabodh, Praveen and Pragya Courses under Hindi Teaching Scheme were conducted.

VOC Port hosted the 35th TOLIC meeting on 29th May, 2018 under the Chairmanship of Shri. V.P. Nema, Chairman TOLIC & GM, HWP, Tuticorin.

One day Official Language Seminar was organized on 22.06.2018 in the Port, in which Shri Sunil Kumar, JD (OL), MoS Gol and other Hindi Officers of Major Port Trusts, TOLIC members of various Central Government Offices situated in Tuticorin participated. Shri. S. Natarajan, Dy. Chairman of the Port released the Hindi Translation of the Tamil Book "August Porattam" written by Shri. S. Sivasubramanian as "August Aandholan" in presence of Guest of Honours DIG S. Venkatesh, Indian Coast Guard and Shri V.P. Nema, Chairman TOLIC & GM, HWP, Tuticorin.



One day Hindi Workshop was organized in each quarter regularly for the benefit of the Port Officers and Employees and they actively participated in the said Workshop. During the workshop, various programmes like lectures in the subject matters related to Official Language Policy, screening of movie clippings and quiz competition. etc., were conducted.

Hindi day was celebrated on 14.09.2018. The Heads of Departments presented over the fu under the chairmanship of secretary VOCPT. They distributed prizes to the winners of various competitions conducted in connection with the Hindi Day Celebrations for Port as well as to the School Childrens.

## **9. PORT SAFETY**

There were two major accidents in the year 2018-19 wherein one were fetal and other One were Reportable Non Fatal accidents. All the accidents are investigated and preventive action is taken. Safety training was conducted to the Stevedore Supervisors, the operators, cleaners and drivers engaged in the Port once in every months and as and when required. In addition to that, Road Safety campaign and Road Safety rally is also being conducted. All private cargo handling equipments are inspected before they are deployed. Port is supplying PPEs to the Port and Cargo Handling Division Employees. Stevedores are supplying PPEs to the private workers engaged by them and the same is monitored continuously.

## **10. PORT FIRE SERVICE**

At present the Port Fire Service has strength of 25 fully trained regular personnel and 39 trained Fireman (on contract) are being engaged. They are engaged in various duties like attending Fire and Emergency calls. One Water Bowser, one water tender, Three foam Tenders, Two Trailer Pumps, One Portable Pump, one Fire Jeep , Three Ejector Pumps and Two Motor cycles are available with the Port Fire Service. During the period 1.04.2018 to 31.03.2019, Port Fire Service attended 49 fire calls in and outside the Port Limits which were Minor Fire / De Watering and rescue calls.

### **i) Observance of Fire Service Week:-**

Fire Service Week was observed in the Port from 14.04.2019 to 20.04.2019. Lectures and demonstrations on fire prevention, fire protection and demonstration of handling the fire fighting equipments were organized by the Fire Service for VOCPT employees, CHD workers and MTI cadets at various locations.



## **ii) Fire / Pollution control measures – Mock Drill**

39 Nos of Mock Drills were conducted from 01.04.2018 to 31.03.2019 which was attended by Port employees/ Port Users/ CHD employees/ Port School Teachers & Students / Coastguard/I0C/SPIC/DCW/SHV and other related agencies.

## **11. PORT MAINTENANCE**

The Berths and Jetties, Breakwaters, Railway sidings, Transit sheds, Warehouses, Pipelines, Cargo handling gears, other installations and structures are maintained by the Port. Buildings including office complex, residential buildings and road infrastructure facilities are maintained to the required standards. Water supply, drainage and sewerage system, road and plantations in the Port area are also maintained in good condition. The harbour colony area including internal roads is maintained to the required standards.

## **12. PORT METEOROLOGICAL OBSERVATORY**

The Meteorological parameters recorded at the Port Observatory are Pressure, Temperature, Humidity, Rainfall, Sun shine and Wind. All the recorded charts of the previous months are sent to the Regional Meteorological Centre, Chennai at the beginning of the succeeding month. Two weather messages at 08.30 hrs. & 17.30 hrs. are sent daily to Regional Meteorological Department, Chennai through e-mail and two other readings are recorded at 11.30 hrs & 14.30. hrs and Meteorological Sheets are sent as weekly statement. One new digital barometer automatic machine installed to check the pressure (Micro Barograph). A modernized Automatic Weather Station (AWS) has been installed by the Meteorological Department at the Observatory premises which records the Meteorological parameters and is connected to Regional Meteorological Centre (RMC) Chennai via satellite. In Tidal Section, Pressure Tide Gauge (PTG) and One Conventional Tide Gauge (CTG) were installed in the Tide Gauge Cabin. The VSAT antenna is installed at the Tide Gauge cabin for the transmission of Tidal data to the SOI, Dehradun, on real time basis with GPS Data. Tsunami early warning system installed in the Port Tidal Observatory is transmitting the data in real time basis to INCOIS, Hyderabad and Survey of India, Dehradun.

## **13. PORT MEDICAL SERVICES**

13.1 V.O.Chidambaranar Port has a full-fledged hospital in the Harbour Estate and a self contained Dispensary at Tuticorin town to meet the need of employees and their families. Four first aid centres are also functioning in the Dock area. It has a network of Four Ambulances providing round the clock service at multiple location. A full fledged casualty unit, Operation theatre and Intensive Care unit provides emergency Medical services to Port employees.



- 13.2 Both the Hospital and Dispensary are manned by Medical professionals of various specialities.
- 13.3 The services of the hospital are also extended to retired employees and their spouses, CISF personnel and their family members are also availing the medical facilities at free of cost. To avail the services for critical illnesses, Port has also several approved higher referral Hospitals for super speciality services. Employees of other Government organizations like CECRI, Poompuhar Shipping Corporation, Mercantile Marine Department etc., are also availing medical services from Port Trust Hospital on payment basis.
- 13.4 Port Hospital is providing First Aid Services to the Road Traffic Accident cases in the Harbour area. Some major and minor operations in general Surgery, Gynaecology and Ophthalmology are carried out in Port Hospital.
- 13.5 During the year 2018-19, nearly 82,734 patients have been treated in the Port Hospital and Town Dispensary. Periodical medical examination of Cargo Handling Workers and Poompuhar Shipping Corporation have also been conducted by the Medical officers of our Port Hospital.

The details of patients treated in Port Hospital and Port Dispensary are furnished below:-

Particulars	Port Hospital		Dispensary at Tuticorin Town	
	2017-18	2018-19	2017-18	2018-19
1. Out patients	37242	35033	44034	44468
2. In Patients	3152	3233	-	-

- 13.6 The Medical Department have also empanelled "Consultant Specialist", Cardiologist, Neurologist, Orthopaedic, Physiotherapist etc and provides specialized care to the employees.
- 13.7 The Medical Main store functioning in the Port Hospital is handling medicines worth over Rs.383.37 Lakhs during the year 2018 - 2019. It disburses high quality medicines to the patients.
- 13.8 The Medical Department of VOC Port Trust has been brought under the purview of IMS, since ,2017.



## 14. WELFARE MEASURES

### 14.1 Welfare of Physically challenged Employees:

Orders of the Government on benefits and concessions to the disabled persons in service were extended to the disabled employees. 3% reservation in Group III and Group IV posts and the total number of persons with disabilities appointed as per the reservation is 27. All eligible disabled employees are paid transport reimbursement at the rate of Rs.1050/- plus applicable DA.

### 14.2 Family Security Fund:

1. The Scheme covers all the employees of the Port and provides for a lump sum payment of Rs.75,000/- in the case of death and Rs. 50,000/- in the case of incapacitation . A subscription of Rs. 5/- per month is made by employees. In case of retirees, the entire subscription made by them to the fund is refunded. The expenditure from the fund on account of the above was Rs.78,685/-
2. As part of Welfare measures, V.O.Chidambaranar Port Trust has taken one separate insurance policy with effect from 01.12.2018 by which the family of the diseased employee will get a separate compensation benefits of Rs.5.00 lakhs. These benefits will be extended only to the family of Official who dies while in service.
3. V.O.Chidambaranar Port Trust has taken another Policy "Un-named Group Insurance coverage for the Bonofied worker/labours/Visitors entering into restricted area in to Port" during November 2018. Under this policy compensation to the extent of Rs.10.00 Lakhs in the event of death or permanent disability resulting loss of both limbs and Rs.7.00 Lakhs in the event of other Permanent disability is paid.
4. Port has insured all its Critical assets to mitigate various kinds of financial losses to Port assets arising out of accidents and natural calamities in conformity with the Ministry's Guidelines from October 2017 onwards. ( Total value of sum insured Rs.2,000 Crores).

### 14.3 Employees (HBA) Special Family Benefit Fund:

The fund is for liquidating the liability towards the house building advance including the interest due from the employees who die in harness, subject to a maximum of Rs. 3.50 lakhs per employee. Subscription ranges from Rs.35 to Rs. 80 per month per employee based on the loan availed. The scheme not live for employees at present.

### 14.4 Educational Institutions:

In order to meet the educational needs of the children of the employees of the Port, the following schools are run by the V.O. Chidambaranar Port Educational Agency established by the Port Trust under the Tamil Nadu Recognized Private Schools (Regulation) Rules, 1974.



- 1) J.I. Coilpillai Memorial Harbour Primary School
- 2) J.I. Coilpillai Memorial Harbour Hr.Sec. School
- 3) Dr. B.R. Ambedkar Memorial Harbour Matriculation School

An amount of Rs.3.14 crores has been sanctioned as financial assistance to the Educational Agency by the V.O.Chidambaranar Port Trust during the year 2018-19 for meeting the expenditure in running the schools over and above the grant in aid provided by the Government of Tamil Nadu.

#### **14.5 V.O. Chidambaranar Port Sports Council:**

V.O.Chidambaranar Port Sports Council was formed with the objective of promoting sports and games among the staff of the Port. The Port's teams participated in the Inter-Port and other Tournaments with creditable success. The Port rendered financial assistance of Rs.58.70 Lakhs to the Port Sports Council to meet various expenditure.

Achievements of V.O.Chidambaranar Port Team in various events during the financial year 2018-19 are furnished below:

##### **I. Shuttle Badminton :**

Port's Team Participated in the All India Major Ports Shuttle Badminton Tournament held at Chennai from 09.10.2018 to 11.10.2018.

##### **II. Cricket :**

Port's Team Participated in the All India Major Ports Cricket Tournament held at Paradip from 02.12.2018 to 07.12.2018

##### **III. Kabaddi :**

Port's Team Participated in the All India Major Ports Kabaddi Tournament held at Visakhapatnam from 19.12.2018 to 21.12.2018.

##### **IV. Basket ball :**

Port's Team Participated in the All India Major Ports Basket ball Tournament held at Kolkatta from 12.03.2019 to 14.03.2019

##### **V. Volley ball :**

Team Participated in the All India Major Ports volley ball Tournament held at Mumbai from 13.03.2019 to 15.03.2019.



## VI. Hockey :

Port's Team Participated in the All India Major Hockey Tournament held at Chennai from 26.03.2019 to 28.03.2019

## VII. General:

1. The All India Major Ports shuttle Badminton Tournament was conducted by V.O.Chidambaranar Port Trust under the auspices of the Major Ports Sports control Board from 09.10.2018 to 11.10.2018.

### 14.6 Welfare Club:

The Bharathi Nagar Welfare Club looks after the cultural, recreational and welfare needs of the Port staff. The Club runs a library for the benefit of the children of Port Staff.

### 14.7 Merit Scholarships:

A scheme for award of Merit Scholarship for education and lumpsum payment towards cost of books to the meritorious children of the officers and employees has been introduced from the year 1986-87. The amount of Merit Scholarship has been revised as follows with effect from 28.09.2018 as per Board Res.No.70 for 2 childrens

- |       |  |  |
|-------|--|--|
| (I)   | Professional course having more than 3 years of education after XII std:-<br>60% to 80% (Minimum 55% for SC/ST)<br>80% and above   | : Rs. 4,000/- to Rs. 6,000/-<br>: Rs. 5,000/- to Rs. 7,500/- |
| (II)  | College courses having 4 years of education after XII std and studying AMIE Course.<br>60% to 80% (Minimum 55% for SC/ST)<br>80% and above                                       | : Rs. 4,000/- to Rs. 6,000/-<br>: Rs. 5,000/- to Rs. 7,500/- |
| (III) | Non professional courses having 3 years of education for studying degree courses such<br>as Arts, Commerce & Science, etc<br>60% to 80% (Minimum 55% for SC/ST)<br>80% and above | : Rs.2,500/- to Rs. 3,750/-<br>: Rs. 3,000/- to Rs. 4,500/-  |
| (iv)  | Polytechnic courses after Xth Std<br>60% to 80% (Minimum 55% for SC/ST)<br>80% and above   | : Rs. 1,500/- to Rs. 2,250/-<br>: Rs. 2,000/- to Rs. 3,000/- |
| (v)   | ITI courses after Xth Std<br>60% to 80% (Minimum 55% for SC/ST)<br>80% and above   | : Rs. 1,000/- to Rs. 1,500/-<br>: Rs. 1,500/- to Rs. 2,250/- |
| (VI)  | Higher Secondary courses towards cost of books etc after Xth std<br>60% to 80% (Minimum 55% for SC/ST)<br>80% and above  | : Rs. 600/- to Rs. 900/-<br>: Rs. 800/- to Rs. 1,200/-       |



#### **14.8 Presentation of Memento:**

VIP Trolley Bag with Dhoti set and Towel for gents and VIP Trolley Bag with Saree and blouse for ladies as Memento are being distributed from January, 2014 onwards to the retiring staff of the Port.

#### **14.9 Canteen:**

To cater the needs of office based staff, employees working at wharf and residents of the colony area canteens are run by the Committee constituted by the Chairman. An amount of Rs.99.84 lakhs has been sanctioned for the year 2018-2019 to the Canteen.

#### **14.10 Marriage Advance:**

The Scheme of Marriage Advance to the employees of the Port has been introduced from the year 1992-1993. Amount of advance has been enhanced to Rs. 1,00,000/- from 24.11.2014 onwards. The amount of advance for Education Advance is Rs. 1,00,000/-

#### **14.11 Medical Benefit for Retired employees**

A financial assistance of Rs. 4.58 Crores has been paid as medical reimbursement to the retired employees of Port for the year 2018-19. This is in addition to cost of out patients treatment to retired employees.

#### **14.12 Assistance to family of employees who die in harness**

An enhanced financial assistance of Rs. 10,000/- for death in harness has been sanctioned to dependent of the deceased employees of the port to meet out the funeral expenses from 24.11.2014.

#### **14.13 Swachh Bharat**

As a part of the Swachh Bharat campaign, various activities are carried out on Prime Minister call for Swachh Bharat. Action plan has been drawn up for the 5 years i.e 2014 —2019 and sent to the Ministry & follow up action is being taken on the 5 year. Action plan Monthly Report on Swachh Bharat is being sent to Ministry from June,2015 on or before 5th of every month.

### **15. INDUSTRIAL RELATIONS**

The Industrial Relations in the Port was cordial during the year.

#### **The Unions functioning in VOC Port Trust**

- (i) Tuticorin National Harbour Workers Union (INTUC)
- (ii) Tuticorin Port Trust Democratic Staff Union (CITU)
- (iii) Tuticorin Port Mariners & General staff Union (HMS)



- (iv) Tuticorin Port United General Workers Union(HMS)
- (v) Tuticorin Port Employees Trade Union (PETU)
- (vi) Port of New Tuticorin Anna Dock & Transport Workers Union (AIADMK)
- (vii) Tuticorin Port General Staff Union.(INTUC)
- (viii) Port Workers Union (AITUC)
- (ix) Tuticorin Port Aluvalar Sangam
- (x) Tuticorin Port Trust Class – IV Staff Union
- (xi) Tuticorin Port & Dock Workers Union (HMS)
- (xii) Tuticorin Harbour Workers Union (AITUC)
- (xii) Tuticorin Harbour Dock Workers Union
- (xiv) Kappal Thozhilalar Munnetra Sangam
- (xv) Tuticorin Port Samata Workers Union

Based on the Securing of Votes in the Secret Ballot Election held during July, 2017, the following three Unions have been declared as "Recognized Unions".

- (i) Tuticorin National Harbour Workers Union(INTUC)
- (ii) Tuticorin Port Trust Democratic Staff Union (CITU)
- (iii) Tuticorin Port Mariners & General staff Union (HMS)

## 16. PORT SECURITY

The Central Industrial Security Force (CISF) headed by the Deputy Commandant is looking after the security of the entire Port. The total strength is 211 w.e.f as on 01.10.2017. Marine Commandos trained by Indian Navy are guarding the water front of V.O.Chidambaranar Port Trust. They are provided with sophisticated weapons and speed boat for patrolling.

## 17. SIGNIFICANT EVENTS

- 05.04.2018 V.O. Chidambaranar Port celebrated the 55<sup>th</sup> National Maritime Day on 5<sup>th</sup> April 2018.
- 15.04.2018 Shri Pon. Radhakrishnan, Hon'ble Union Minister of State for Finance and Shipping, Government of India, laid the foundation stone for construction of net weaving hall at Mutharayar Colony, Therespuram.
- 03.05.2018 Won the 'Roll of Honour 2017 award' from Tamilnadu Energy Development Agency, Chennai, for installation of 500 KW Roof top Solar Power Projects. On behalf of V.O. Chidambaranar Port, Shri S. Natarajan, Deputy Chairman received the award from Shri P. Thangamani, Hon'ble Minister for Electricity, Prohibition and Excise
- 09.05.2018 Shri I. Jeyakumar, IRTS, Chairman commissioned the CCTV Control Centre at South Police Station, Tuticorin towards installation of 60 Nos. of CCTV cameras and 5 number of 49 inch LED Televisions for establishing Video wall



- 11.05.2018 Handed over a Sports Cycle to a budding Cyclist Miss J. Srimathi, studying 8<sup>th</sup> Standard in St. Peters Higher Secondary School, Keelamudimun
- 12.06.2018 Shri Rinkesh Roy, IRTS, assumed additional charge as Chairman V.O. Chidambaranar Port Trust, Tuticorin
- 14.06.2018 Organized the Blood donation camp at the V.O. Chidambaranar Port Trust Hospital in association with Central Industrial Security Force (CISF) unit of Port as a part of 'World Blood Donor Day' celebrated by the countries around the world
- 25.06.2018 Celebrated the '4<sup>th</sup> International Day of Yoga' at the Port premises with great fervor on.  
Inaugurated the Pradhan Mantri Bharatiya Janaushadhi Pariyojana (PMBJP) Medical Store in the presence of Shri S. Natarajan, Deputy Chairman, V.O. Chidambaranar Port Trust at Beach Road (opposite to Sub Collector's Office).
- 03.07.2018 Shri N. Vaiyapuri, assumed charge as Deputy Chairman
- 16.07.2018 Received the inaugural consignment of 80 TEUs of Export Containers from Dalmia Cements, Thiruchirappalli by rail. The unloading of the Containers were inaugurated by Shri N. Vaiyapuri, Deputy Chairman, V.O. Chidambaranar Port, Tuticorin and Shri S. Sivakumar, Additional Commissioner, Customs
- 17.07.2018 As a CSR initiative, an Ambulance to Agriculture College and Research Institute, Killikulam
- 15.08.2018 Shri N. Vaiyapuri, Deputy Chairman, hoisted the National flag during the Independence Day Celebration
- 21.08.2018 On behalf of Five Major Ports (V.O. Chidambaranar, Chennai, Cochin, Kamarajar and New Mangalore) V.O. Chidambaranar Port dispatched Relief Materials to Cochin. The Relief materials to the flood affected Kerala
- 05.09.2018 Garlanded the Statue of V.O. Chidambaranar to commemorate the 147<sup>th</sup> birth Anniversary of Shri V.O. Chidambaranar  
As a CSR initiative, V.O. Chidambaranar Port donated a Road Sweeping Machine to Tuticorin Municipal Corporation, Tuticorin
- 11.09.2018 Truck Mounted Fogging Machine and Ambient Air Quality Monitoring Station were commissioned at V.O. Chidambaranar Port Trust
- 09.10.2018 All India Major Ports shuttle Badminton Tournament from 09.10.2018 to 11.10.2018  
To  
11.10.2018
- 16.10.2018 Received the National Award for Excellence in Cost Management for the year 2017 from 'The Institute of Cost Accountants of India' under the category "Transportation and Logistics"
- 01.11.2018 Organised 'One day Road Safety Awareness Campaign'
- 29.10.2018 inaugurated the Vigilance Awareness Week 2018 by administering the Vigilance Awareness Pledge to all Officers and Staff
- 03.11.2018 As a part of Vigilance Awareness Week – 2018, the Port organized a medical camp



- at the Labour Colony. Around 450 residents of Labour Colony were benefited by the medical camp
- 18.11.2018 Shri Pon Radhakrishnan, Hon'ble Union Minister of State for Shipping and Finance, garlanded the statue of V.O. Chidambaranar at the Port and paid floral tribute to the portrait of the legendary freedom fighter V.O. Chidambaranar to mark the 82<sup>nd</sup> death anniversary on 18.11.2018.
- On behalf of the 12 Major Ports of India, relief materials worth Rs. 3,27,10,706/- were distributed to the Gaja Cyclone affected at Thiruvarur, Thanjavur, Nagapattinam and Pudukottai districts of Tamil Nadu. In addition, 5 Hydra cranes were also sent to clear the electric poles and trees
- 22.11.2018 The First consignment was flagged off from Tuticorin by Shri A.N.Raja Kannan, Trustee, VOCPT and Shri N. Vaiyapuri, Deputy Chairman of the Port
- 23.11.2018 Hon'ble Union Minister of State for Shipping and Finance Shri Pon Radhakrishnan distributed the Relief Materials to the needy people at Vedarayam
- 21.11.2018 Shri N. Vaiyapuri, Deputy Chairman, VOCPT inaugurated the DMICDC Logistics Data Services to facilitate container tracking service at two Container Terminals M/s. PSA Sical (TCT) & M/s. Dakshin Bharat Gateway Terminal
- 28.11.2018 V.O. Chidambaranar Port, for the first time in Port's history handled a vessel with parcel size of 82,170 MT. The vessel 'MV BOTTIGLIERI GIORGIO AVINO' with a draft of 14 metres was docked at the Berth-9 at 15.36 Hrs
- 30.11.2018 Valedictory function of Vigilance awareness week held at the Port
- 01.12.2018 The 'World Aids Day' was observed at V.O.Chidambaranar Port Trust
- 12.12.2018 First Mainline Vessel operated by Wan Hai Lines Limited destined to Far East Countries with container carrying capacity of 4333 TEUS called the Port.
- Shri Nitin Gadkari, Hon'ble Union Minister for Road Transport & Highways, Shipping and Water Resources, River Development & Ganga Rejuvenation and Shri Edappadi K. Palaniswami, Hon'ble Chief Minister of Tamilnadu and Shri. Pon Radhakrishnan, Hon'ble Union Minister of State for Finance and Shipping & Mansukh Mandaviya, Minister of State for Road Transport & Highways, Shipping, Chemical & Fertilizers jointly flagged off the First Import Container through Video Conference at Dakshin Bharat Gateway Container Terminal, V.O.Chidambaranar Port.
- M.V. Wan Hai 510 mainline vessel operated by Wan Hai Lines Limited, has made the Maiden voyage to Dakshin Baharat Gateway Container Terminal at V.O. Chidambaranar Port. The China India-2 (CI-2) service connects two Malaysian Ports Penang & Port Klang and Chinese Ports like Hong Kong, Qingdao, Shanghai, Ningbo, Shekou
- 12.01.2019 Shri.T.K.Ramachandran, IAS., assumed charge as Chairman, V.O.Chidambaranar Port Trust, Tuticorin
- 26.01.2019 Republic Day celebrated
- 27.02.2019 V.O. Chidambaranar Port organized a 'Shipping Summit' at Tuticorin



- 04.03.2019 Safety Week was observed at the Port  
to 10.03.2019
- 05.03.2019 Shri Pon Radhakrishnan, Hon'ble Union Minister of State for Shipping and Finance, Government of India launched Kanyakumari Port Limited(Special Purpose Vehicle incorporated with V.O.Chidambaranar Port Trust, Kamarajar Port Limited and Chennai Port Trust as Equity Partners) at Nagercoil
- 18.03.2019 organized a interactive an session at Chennai with Importers & Exporters of Bulk Cargo to provide avenues for customers to communicate their future needs and to provide feedback on the services rendered by the Port
- 20.03.2019 organized a networking session at Mumbai with the Country Heads of Major Shipping lines to ensure that the infrastructure is established at the Port to meet the realistic needs of the global shipping lines for handling transshipment and gateway cargo

## 18. SHIPPING OPERATIONS:-

### A. Number of Vessels Handled:-

a) Bulk Vessels	--	508
b) Tanker Vessels	--	186
c) Container Vessels	--	550
d) Small Vessels	--	126
<b>Total</b>	<b>--</b>	<b>1370</b>

### B. Increase in draught

During 2018-19, the maximum permissible draught of the following Berths in VOCPT was increased to the levels mentioned against each

Sl.No	Berth Nos.	Increased draught	W.e.f
1	IX, NCB-I and NCB II	13.2 Meters	01.05.2018
2	NCB-I and NCB-II	14.0 Meters	11.09.2018
3	IX	14.0 Meters	30.10.2018
4	VII ( container Berth)	11.7 Meters	30.11.2018
5	VII and IX	14.02 Meters	31.12.2018
6	III and IV	11.0 Meters (without tide) 11.50 Meters ( with tide)	17.04.2019




### **C.Important Milestones:-**

1. A newly constructed berth was declared on 31.08.2018 exclusively for facilitating vessel repairing.
2. A mainline container Vessel M.V. WAH HAI 510 with an LOA of 268.8 meters was handled first time in the VOCPT on 12.12.2018.
3. On 11.02.2019,for the first time in Port's history, a Vessel with 14.20 Meter draft viz., M.V. Sfakia Wave was handled in Berth No.9. Earlier on 28.11.2018, the Port handled M.V BOTTIGLIERI GIOGIOAVINO, with a draft of 14.00 Meters





# V.O.CHIDAMBARANAR PORT TRUST



**PART - III**

**ANNUAL ACCOUNTS 2018 - 19**

**V.O.CHIDAMBARANAR PORT TRUST**

BALANCE SHEET as at 31.03.2019

(in Rs)

Particulars	SCH	As at 31st March 2019			As at 31st March 2018		
<b>SOURCES OF FUNDS</b>							
<b>RESERVE &amp; SURPLUS</b>	<b>1</b>						
<b>A. CAPITAL RESERVE</b>			<b>16,631,820,485</b>			<b>16,631,820,485</b>	
<b>B. REVENUE RESERVES</b>							
i. General Reserve		(86,752,355)			(174,617,735)		
ii. General Insurance Fund		-			92,797,975		
iii. Employees Welfare Fund		8,213,958			8,435,215		
iv. Family Security Fund		58,351,212			55,566,453		
v. Liability for Corporate Social Responsibility		55,691,904	35,504,719		49,017,036	31,198,944	
<b>C. STATUTORY RESERVES</b>							
i Fund for Replacement, Rehabilitation and Modernisation of Capital Assets		541,720,269			354,784,457		
ii Fund for Development, Repayment of Loans & Contingencies		1,085,160,511	1,626,880,780	18,294,205,984	898,224,699	1,253,009,156	17,916,028,585
<b>LOAN FUNDS</b>	<b>2</b>						
a. Secured loans		-			-		
b. Government loans		-			-		
c. Loan from international aid agencies		-			-		
d. Unsecured loans		-			-		
HBA Family Benefits Fund				2,259,459			2,779,750
DEFERRED TAX LIABILITY	<b>5</b>			1,991,324,482			1,825,273,054
<b>SOURCES OF FUNDS – TOTAL</b>				<b>20,287,789,925</b>			<b>19,744,081,389</b>

The Capital reserve shown above includes ₹ 40,63,54,594 incurred by the Central Government upto 31.3.1979. Pending the Governments decision under Sec. 31 of the Major Port Trusts Act, 1963 regarding fixation of the amount of repayment of capital provided by the Government with reference to the provision under Clause C of Sub-Sec. 1 of Sec. 29 ibid and further based on the Board's resolution No: 221, dated 19.2.1980, the whole capital expenditure incurred by the Central Government upto 31.3.1979 is treated as Capital Reserve



## BALANCE SHEET AS AT 31.03.2019

Particulars	SCH	as at 31st March 2019			as at 31st March 2018		
<b>APPLICATION OF FUNDS</b>							
<b>A. FIXED CAPITAL ASSETS-NET BLOCK INVESTMENTS</b>	3 4			14,777,808,172			14,637,554,262
a. General Fund		6,118,832,042			6,136,899,601		
b. General Insurance Fund		-			58,999,995		
c. Family Security Fund		56,399,999			49,199,997		
d. Welfare Fund		4,000,000					
e. HBA Spl. Family Benefit Fund		2,100,000	6,181,332,041	6,181,332,041	2,200,000	6,247,299,593	6,247,299,593
<b>CURRENT ASSETS, LOANS &amp; ADV.</b>							
<b>A. CURRENT ASSETS</b>							
i. Interest accrued on investments							
a. General Fund		241,546,291			210,834,238		
b. General Insurance Fund		-			2,946,825		
c. Family Security Fund		1,179,629			1,582,939		
d. Welfare Fund		248,348			-		
e. HBA Spl. Family Benefit Fund		68,296	243,042,564		124,251	215,488,253	
ii. Inventories			15,005,908			20,149,822	
iii. Sundry debtors							
a. Government		390,011,578			395,096,837		
b. Others		448,968,494	838,980,072		904,498,571	1,299,595,408	
iv. Cash & bank balances	4A						
a. General Fund		279,592,977			430,071,692		
b. General Insurance Fund		-			5,018,873		
c. Family Security Fund		771,584			3,957,190		
d. Welfare Fund		2,279,140			4,929,390		
e. HBA Spl. Family Benefit Fund		82,366	282,726,067		63,814	444,040,959	



## BALANCE SHEET as at 31.03.2019

(In Rs.)

Particulars	SCH	as at 31st March 2019			as at 31st March 2018		
<b>B. LOANS AND ADVANCES</b>							
a. General Fund		4,135,681,538			6,311,885,090		
b. General Insurance Fund		-			25,832,282		
c. Family Security Fund		(0)			826,327		
d. Welfare Fund		1,686,470			3,505,825		
e. HBA Spl. Family Benefit Fund		8,797			391,685		
f. Deposits		29,738,065	4,167,114,870	5,546,869,481	42,892,605	6,385,333,814	8,364,608,256
<b>LESS: CURRENT LIABILITIES &amp; PROVISIONS</b>							
<b>A. CURRENT LIABILITIES</b>							
i. Miscellaneous creditors & cr. balances		14,546,722			63,795,703		
ii. Liability towards expenses		1,358,492,076			1,841,053,702		
iii. Others		454,269,775			2,159,845,775		
iv. Deposits from merchants, contractors etc.		1,586,273,636	3,413,582,209		1,976,255,315	6,040,950,495	
<b>B. PROVISIONS</b>							
i. Provision for taxation			2,804,637,560	6,218,219,769		3,464,430,227	9,505,380,722
<b>NET CURRENT ASSETS</b>				(671,350,288)			(1,140,772,466)
<b>APPLICATION OF FUNDS - TOTAL</b>				20,287,789,925			19,744,081,389

sd/-  
(S.SHANTHI)  
Financial Adviser & Chief Accounts Officer

sd/-  
(T. K. RAMACHANDRAN, IAS)  
Chairman



**V.O.CHIDAMBARANAR PORT TRUST**  
**RESERVES AND SCHEDULES**

**SCHEDULE TO THE BALANCE SHEET**

**SCHEDULE - I**  
**(In Rupees)**

Sl. No	Reserves and Balances	Capital Reserve	Reserve for replacement, rehabilitation and modernisation of Capital Assets	General Reserve	Reserve for development & repayment of loans and contingencies	General Insurance Fund	Employees Welfare Fund	Family Security Fund	Liability for Corporate Social Responsibility
i	Balance as on 1st April 2018	16,631,820,485	354,784,457	(174,617,735)	898,224,699	92,797,975	8,435,215	55,566,453	49,017,036
ii	ADD								
1	Contribution from Revenue Account		186,935,812	73,068,859	186,935,812		2,500,000	26,315	20,165,997
2	Repayment of Capital Debt.								
3	Amount transferred from Capital Reserve								
4	Amount transferred from Foreign Exchange Fluctuation Reserve.								
5	Amount transferred from Reserve for Development & Repayment of loans and Contingencies, Capital Assets, Replacement Reserve and General Reserve and Escrow Fund								
6	Interest on Investment earned						521,977	3,775,748	
7	Capital Profit on sale of Capital Asset							(938,583)	
8	Net surplus transferred from Revenue Account								
9	Miscellaneous receipts.			17,296,521					11,233,800
10	Subscriptions/Advances Recovered etc.								
11	Amount due to port						1,298,785		
	<b>TOTAL-A</b>	<b>16,631,820,485</b>	<b>541,720,269</b>	<b>(84,252,355)</b>	<b>1,085,160,511</b>	<b>92,797,975</b>	<b>12,755,977</b>	<b>58,429,933</b>	<b>80,416,833</b>
iii	LESS:								
1	Amount transferred to Revenue towards Repayment of debts, Foreign Exch. Fluctuation, Escrow fund								
2	Amount transferred to General Reserve					92,797,975			
3	Amount transferred to Capital Reserve								
4	Expenditure			2,500,000			2,252,584	78,720	24,724,929
5	Amt. transferred to Deferred Tax liability a/c								
6	Amount transferred to meet appropriations to statutory reserves								
7	Amount payable to other Funds						2,289,434	-	
	<b>TOTAL- B</b>			<b>2,500,000</b>	<b>-</b>	<b>92,797,975</b>	<b>4,542,018</b>	<b>78,720</b>	<b>24,724,929</b>
	<b>Balance as at 31st March 2019 (A-B)</b>	<b>16,631,820,485</b>	<b>541,720,269</b>	<b>(86,752,355)</b>	<b>1,085,160,511</b>	<b>0</b>	<b>8,213,959</b>	<b>58,351,212</b>	<b>55,691,904</b>



V.O.CHIDAMBARANAR PORT TRUST

SCHEDULE TO THE BALANCE SHEET as at 31.03.2019

SCHEDULE II

SECURED LOAN

(Amount in ₹)

	As at 31st March 2019	As at 31st March 2018
Opening Balance		
Add: Availed during the year	Nil	Nil
Less: Repayments during the Year		



## Fixed /Capital Assets

Sl. No.	Particulars of Assets	Gross Block				Depreciation				Net Block	
		As at 1st April 2018	Additions during the year	Deletions during the year	As at 31st March 2019	As at 1st April 2018	Provided during the year	Adjustments/ Deletions, etc	As at 31st March 2019	As at 1st April 2018	As at 31st March 2019
1	2	3	4	5	6	7	8	9	10	11	12
1	Land	244,509,364	-	-	244,509,364	-	-	-	-	244,509,364	244,509,364
2	Capital Dredging	9,088,218,574	720,949,008	677,100,000	9,132,067,582	818,457,185	90,639,378	-	909,096,563	8,269,761,389	8,222,971,019
3	Building Sheds & other structures	970,400,535	107,471,942	-	1,077,872,477	178,268,192	30,989,433	-	209,257,626	792,132,343	868,614,851
4	Wharves, Roads and Boundaries	1,436,768,286	476,164,129	-	1,912,932,415	260,946,170	54,718,491	-	315,664,660	1,175,822,116	1,597,267,755
5	Floating Crafts	515,080,537	-	1,492,000	513,588,537	349,329,414	18,013,214	1,492,000	365,850,628	165,751,123	147,737,909
6	Railways and Rolling Stock	61,817,060	-	-	61,817,060	21,414,400	1,029,482	-	22,443,882	40,402,660	39,373,178
7	Docks and Sea Walls, Piers and Navigational Aids	1,756,926,191	10,495,622	-	1,767,421,813	357,578,638	21,765,134	-	379,343,772	1,399,347,553	1,388,078,041
8	Cranes and Vehicles	358,229,931	-	-	358,229,931	219,006,293	17,877,438	-	236,883,731	137,223,638	119,346,200
9	Plant and Machinery	391,518,181	1,725,000	155,130	393,088,051	191,537,477	32,269,775	-	223,807,252	199,980,704	169,280,799
10	Installation of Water supply, Electricity and communication	739,660,776	59,401,788	(155,130)	799,217,694	416,329,232	43,886,431	-	460,215,662	323,331,544	339,002,032
I	<b>Total</b>	<b>15,561,129,435</b>	<b>1,376,207,489</b>	<b>678,592,000</b>	<b>16,258,744,924</b>	<b>2,812,867,001</b>	<b>311,188,776</b>	<b>1,492,000</b>	<b>3,122,563,776</b>	<b>12,748,262,435</b>	<b>13,136,181,148</b>
II	Capital Work-in-progress	1,889,291,826	1,128,542,686	1,376,207,488	1,641,627,024	-	-	-	-	1,889,291,826	1,641,627,024
III	<b>Grand Total</b>	<b>17,450,421,261</b>	<b>2,504,750,175</b>	<b>2,054,799,488</b>	<b>17,900,371,948</b>	<b>2,812,867,001</b>	<b>311,188,776</b>	<b>1,492,000</b>	<b>3,122,563,776</b>	<b>14,637,554,261</b>	<b>14,777,808,172</b>



V.O.CHIDAMBARANAR PORT TRUST

Schedules to the Balance Sheet

Schedule: IV  
(Amount in ₹)

INVESTMENTS

Particulars	General Revenue	General Insurance Fund	Welfare Fund	Family Security Fund	HBA Security Fund	Total
As at 31st March 2019						
<b>A. Bonds and Securities</b>						
Sethu Samudram Corp. Ltd- Equity	500,000,000	-		-	-	500,000,000
Tuticorin Port Road Co.Ltd - Equity	361,900,000	-		-	-	361,900,000
Indian Port Rail & Ropeway Corporation Ltd.,	45,000,000	-		-	-	45,000,000
<b>Total</b>	<b>906,900,000</b>	<b>-</b>	<b>-</b>	<b>-</b>	<b>-</b>	<b>906,900,000</b>
<b>B. Fixed Deposit - Long term</b>						
IDBI Bank	3,125,000,000	-		-	-	3,125,000,000
Union Bank of India	1,120,000,000	-	4,000,000	3,900,000	2,100,000	1,130,000,000
Indian Overseas Bank	400,000,000	-		42,500,000	-	442,500,000
Punjab National Bank	420,000,000	-		-	-	420,000,000
Union Bank of India	-	-		9,999,999	-	9,999,999
<b>Total</b>	<b>5,065,000,000</b>	<b>-</b>	<b>4,000,000</b>	<b>56,399,999</b>	<b>2,100,000</b>	<b>5,127,499,999</b>
<b>C. Funds with LIC for Leave Encashment Scheme</b>	<b>146,932,042</b>	<b>-</b>	<b>-</b>	<b>-</b>	<b>-</b>	<b>146,932,042</b>
<b>Grand Total (A+B+C)</b>	<b>6,118,832,042</b>	<b>-</b>	<b>4,000,000</b>	<b>56,399,999</b>	<b>2,100,000</b>	<b>6,181,332,041</b>



## Schedules to the Balance Sheet

## V.O.CHIDAMBARANAR PORT TRUST

Schedule: IV (A)  
(Amount in ₹)

## CASH AND BANK BALANCES

Particulars	Account No.	General revenue	General Insurance Fund	Family Security Fund	Welfare Fund	HBA Spl Family Benefit Fund	Total
As at 31st March 2019							
<b>A. SAVINGS BANK ACCOUNT</b>							
Syndicate Bank (Harbour)	61512160000015	22,711,094	-	-	-	-	22,711,094
Syndicate Bank (Harbour)-EDI	61512010014286	470,887	-	-	2,279,140	-	2,750,027
Indian overseas Bank (Harbour)	014301000000001	99,236,169	-	771,584	-	82,366	100,090,119
Indian overseas Bank (EDI)	014301000000003	4,501,408	-	-	-	-	4,501,408
State Bank of India (Main)	00000030725731739	422,661	-	-	-	-	422,661
State Bank of India (Main)- EDI	00000010852663690	6,547,531	-	-	-	-	6,547,531
Axis Bank	105010100026974	61,603,604	-	-	-	-	61,603,604
Andhra Bank	56810100004696	1,103,712	-	-	-	-	1,103,712
IDBI Bank	371104000034733	2,385,624	-	-	-	-	2,385,624
Indian Bank	6217920633	923,555	-	-	-	-	923,555
ICICI Bank	613901114823	877,632	-	-	-	-	877,632
Central Bank of India	3429553946	822,343	-	-	-	-	822,343
Indian overseas Bank (Estate)	014301000000002	53,088,341	-	-	-	-	53,088,341
Syndicate Bank(Harbour) (CHD)	61512010023702	669,075	-	-	-	-	669,075
Indian Overseas Bank(Harbour) (CHD)	014301000007560	16,619,067	-	-	-	-	16,619,067
State Bank of India(Main) (CHD)	000563788654	21,646	-	-	-	-	21,646
Axis Bank (CHD)	105010100129220	7,180,839	-	-	-	-	7,180,839
Andhra Bank (CHD)	056810011010466	357,691	-	-	-	-	357,691
<b>Total</b>		<b>279,542,879</b>	-	<b>771,584</b>	<b>2,279,140</b>	<b>82,366</b>	<b>282,675,969</b>
<b>B. Cash on hand</b>		<b>50,098</b>	-	-	-	-	<b>50,098</b>
<b>Grand Total (A+B)</b>		<b>279,592,977</b>	-	<b>771,584</b>	<b>2,279,140</b>	<b>82,366</b>	<b>282,726,067</b>



## V.O.CHIDAMBARANAR PORT TRUST

Schedules to the Balance Sheet

### DEFERRED TAX LIABILITY

Schedule: V

(Amount in ₹)

	As at 31st March 2019	As at 31st March 2018
Timing Difference on Account of Depreciation - Opening	1,825,273,054	1,561,478,532
Timing Difference on Account of Depreciation - Closing	1,991,324,482	1,825,273,054
Change in Deffered Tax Liability Charged to P&L Account	166,051,428	263,794,522



**V.O.CHIDAMBARANAR PORT TRUST  
PROFIT & LOSS ACCOUNT**

(Amount in ₹)

Particulars	Sch.	For the period ending	
		31st March 2019	31st March 2018
<b>INCOME</b>			
Cargo handling and Storage charges	6	3,507,644,732	4,288,702,728
Port and Dock charges	7	1,284,352,212	1,430,142,323
Railway Earnings	8	28,552,140	30,967,714
Estate Rentals	9	374,453,139	418,585,141
<b>TOTAL OPERATING INCOME</b>		<b>5,195,002,223</b>	<b>6,148,397,906</b>
<b>EXPENDITURE</b>			
Cargo handling and Storage charges	10	746,506,785	695,347,748
Port and Dock facilities for Shipping	11	697,633,825	598,658,333
Railway Workings	12	46,364,934	35,783,952
Rentable Lands & Buildings	13	201,730,061	137,899,672
Management and General Administration Expenses	14	979,325,057	947,576,732
<b>TOTAL OPERATING EXPENDITURE</b>		<b>2,671,560,662</b>	<b>2,415,266,437</b>
<b>OPERATING SURPLUS</b>		<b>2,523,441,561</b>	<b>3,733,131,469</b>
ADD: Finance & Miscellaneous Income	15	296,523,168	524,400,435
LESS: Finance & Miscellaneous Expenditure	16	2,098,426,603	2,601,633,355
<b>NET SURPLUS BEFORE TAX</b>		<b>721,538,126</b>	<b>1,655,898,549</b>
Less: Provision for Taxation			
Current Year		112,342,176	383,804,156
Pervious Years		(9,160,968)	-
Deffered Tax Liability		167,028,938	263,794,522
<b>NET SURPLUS AFTER TAX FOR APPROPRIATIONS</b>		<b>451,327,980</b>	<b>1,008,299,871</b>



**V.O.CHIDAMBARANAR PORT TRUST**  
**PROFIT & LOSS ACCOUNT**

(Amount in ₹ )

Particulars	Sch.	For the period ending	
		31st March 2019	31st March 2018
<b>LESS:</b>			
<b>Appropriation, transfer &amp; reserves etc.</b>			
Employees Welfare Fund		2,500,000	-
Reserve for replacement , rehabilitation and modernisation of Capital Assets		186,935,812	348,224,699
Reserve for Development, Repayment of loans and contingencies		186,935,812	348,224,699
Transfer of surplus to Funds other than GPF.Pension & Gratuity		4,387,497	(10,840,020)
<b>Total Appropriations</b>		<b>380,759,121</b>	<b>685,609,378</b>
<b>SURPLUS TRANSFERRED TO GENERAL RESERVE</b>		<b>70,568,859</b>	<b>322,690,493</b>

Sd/-  
(S.SHANTHI)  
Financial Adviser & Chief Accounts Officer

Sd/-  
(T. K. RAMACHANDRAN, IAS)  
Chairman



## V.O.CHIDAMBARANAR PORT TRUST

### Schedules to Profit & Loss Account

(Amount in ₹)

Principal Activity	For the period ending	
	31st March 2019	31st March 2018
<b>SCHEDULE – 6</b>		
<b>Income From Cargo Handling and Storage Charges</b>		
Handling & Storage charges on General cargo	234,254,545	422,160,176
Storage of goods in Warehouse and open area	123,306,802	160,057,952
Crane and other handling equipment charges	18,802,420	43,613,193
Coal Handling charges - Coal Jetty	214,905,812	168,583,176
Coal Handling charges South Break Water	263,793,237	260,933,153
Petroleum, Oils and Lubricants handling charges	97,952,708	117,776,766
Demurrage on General Cargo	14,966,085	38,166,730
Royalty from PSA SICAL	911,495,996	1,134,515,943
Royalty from Stevedor and Shore handling	145,856,284	131,455,030
Container handling charges at VIII Berth	522,071,311	214,954,009
Coal at North Cargo Berth - I	247,763,935	311,738,696
Income from NCB II Operation	33,328,440	23,640,512
Lease rent for land to BOT Operators	27,575,690	81,572,130
Revenue Share from Harbour Mobile Cranes, Floating Cranes and Mechanisation of 9th Berth	180,910,115	134,333,294
Miscellaneous Income	1,986,691	3,205,844
Cargo Handling Division	468,674,661	1,021,996,124
<b>Total</b>	<b>3,507,644,732</b>	<b>4,268,702,728</b>
<b>SCHEDULE – 7</b>		
<b>Income from Port and Dock Charges</b>		
Towage, Mooring and Pilotage Fees	614,033,845	635,498,733
Berth Hire Charges	313,257,588	449,773,243
Port Dues	351,649,536	343,198,153
Miscellaneous Income	5,411,243	1,672,194
<b>Total</b>	<b>1,284,352,212</b>	<b>1,430,142,323</b>
<b>SCHEDULE – 8</b>		
<b>Income From Railway Activity:</b>		
Shipping Operation	19,472,920	21,476,915
Private Users	9,079,220	9,490,799
<b>Total</b>	<b>28,552,140</b>	<b>30,967,714</b>
<b>SCHEDULE – 9</b>		
<b>Income From Estate Rentals:</b>		
Estate Rental	349,830,066	407,477,063
Miscellaneous Income	24,623,073	11,108,078
<b>Total</b>	<b>374,453,139</b>	<b>418,585,141</b>



**V.O.CHIDAMBARANAR PORT TRUST**  
Schedules to Profit & Loss Account for the year ended 31st March 2019 (In Rupees)

Principal Activity	For the period ending	
	31st March 2019	31st March 2018
<b>SCHEDULE -10</b>		
<b>Expenditure on Cargo Handling and Storage:</b>		
Handling & storage of General Cargo at sheds and wharfs	93,817,648	56,146,092
Warehousing	13,457,877	17,705,499
Operation & Mice of Wharf Cranes & Handling equipments	37,880,786	42,340,122
Coal Jetty Installations	1,330,407	1,501,558
Oil Jetty Installations	-	9,300
Departmental Overheads	105,710,941	60,153,743
Trade promotion	5,641,780	3,985,814
Depreciation	95,416,538	66,319,786
Cargo Handling Division	393,250,808	447,185,834
<b>Total</b>	<b>746,506,785</b>	<b>695,347,748</b>
<b>SCHEDULE - 11</b>		
<b>Expenditure on Port and Dock facilities for Shipping (including Pilotage):</b>		
Towing, Berthing and Mooring and Pilotage	361,069,652	408,870,079
Port Service - Dredging, Marine Survey and other services	162,253,311	31,259,724
Miscellaneous ship Handling facilities	1,010,761	443,152
Fire fighting	36,093,598	31,709,814
Departmental Overheads	21,023,720	4,959,218
Depreciation Pilotage	15,250,870	15,250,870
Depreciation - Capital Dredging	90,639,378	90,765,343
Depreciation - Port and Dock	10,282,535	15,400,133
<b>Total</b>	<b>697,633,825</b>	<b>598,658,333</b>
<b>SCHEDULE - 12</b>		
<b>Expenditure on Railway Activity:</b>		
Operation and Maintenance of Locomotives, Maintenance of Permanent Way, Station Yards & Sidings	45,092,187	34,511,202
Depreciation - Railway Work	1,272,747	1,272,750
<b>Total</b>	<b>46,364,934</b>	<b>35,783,952</b>
<b>SCHEDULE - 13</b>		
<b>Expenditure on Rentable Lands &amp; Buildings :</b>		
Residential Quarters - Maintenance	146,084,071	85,975,450
Non-Residential Area - Maintenance	39,934	682,183
Departmental Overheads	4,760,702	1,887,351
Depreciation - Rent Land & Building	50,845,354	49,354,688
<b>Total</b>	<b>201,730,061</b>	<b>137,899,672</b>
<b>SCHEDULE - 14</b>		
<b>Expenditure on Management and General Administration:</b>		
Management and Secretarial Expenses	202,419,592	181,249,138
Port Security	173,051,320	180,944,212
Labour and Welfare Expenses	40,723,573	41,355,086
Medical Expenses	139,728,474	134,051,623
Store Keeping	7,364,252	7,428,470
Accounting and Auditing	89,572,327	94,935,162
Expenditure on Building, Library, etc	34,024,831	34,285,632
Engineering Services	54,331,869	69,463,740
Engineering Administration and Overheads	140,667,941	130,016,328
Sundry Expenses	49,969,524	33,901,157
Depreciation - Management & GI Admn	47,471,354	39,946,184
<b>Total</b>	<b>979,325,057</b>	<b>947,576,732</b>



V.O.CHIDAMBARANAR PORT TRUST  
Schedules to Profit & Loss Account for the year ended 31st March 2019 (Amount in ₹)

Principal Activity	For the period ending	
	31st March 2019	31st March 2018
<b>SCHEDULE -15</b>		
<b>Finance and miscellaneous Income</b>		
Interest on Fixed Deposit	376,136,913	273,830,818
Interest on House Building, Conveyance and Computer Advance	(4,964,701)	2,909,701
Profit on disposal of Capital Assets, unserviceable materials & surplus materials	6,308,579	4,517,070
Penalties	45,606,022	10,948,800
Harbour Entry Fees	40,970,943	45,391,217
Miscellaneous Income including interest on Cash balance	(198,117,410)	158,002,236
Income relating to Funds other than Pension , GPF& Gratuity	6,968,837	8,696,037
Items relating to previous years	23,613,985	20,104,556
<b>Total</b>	<b>296,523,168</b>	<b>524,400,435</b>
<b>SCHEDULE -16</b>		
<b>Finance and Miscellaneous Expenditure:</b>		
Corporate Social Responsibility	20,165,997	23,544,225
Contribution to Pension Fund & Gratuity Fund	2,010,000,000	2,402,900,000
Contribution to New Pension Fund	5,141,444	3,924,746
Bank charges	2,890	654
Expenditure relating to Funds Other than Pension, GPF,Gratuity	2,581,340	19,536,057
VRS Ex-Gratia	70,361,260	70,880,026
Others	3,549,392	13,941,315
Items relating to previous years.	(13,375,720)	66,906,332
<b>Total</b>	<b>2,098,426,603</b>	<b>2,601,633,355</b>

sd/  
(S. SHANTHI)  
Financial Adviser&Chief Accounts Officer

sd/  
(T.K. RAMACHANDRAN, IAS)  
Chairman



## SIGNIFICANT ACCOUNTING POLICIES

### 1. ***Basis of preparation of financial statements***

The financial statements have been prepared under the historical cost convention on accrual basis and in accordance with Generally Accepted Accounting Principles in India (Indian GAAP). The said financial statements comply with the mandatory Accounting Standards issued by the Institute of Chartered Accountants of India.

### 2. ***Inventories:(Accounting Standard-2)***

Inventories mainly consist of maintenance spares, tools and consumables and are valued at cost determined on weighted average basis or net realizable value whichever is less

### 3. ***Depreciation:(Accounting Standard-6)***

Depreciation of fixed assets is provided on straight line method on the economic life of assets given in the directives/circulars issued by the Government of India. Assets capitalized during the year are depreciated as follows:

#### ***Assets put to use***

Upto 30 days	– Nil
Above 30 days and upto 180 days	– Half (50%)
Above 180 days	– Full (100%)

Individual assets costing less than Rs.1,00,000/- and having a life period of less than 5 years are fully charged to Revenue Account.

### 4. ***Revenue Recognition:(Accounting Standard-9)***

The major sources of income of the Port are classified as follows:

- i. Cargo related service charges consisting of wharfage, storage charges, cargo handling equipment hiring.
- ii. Royalty from BOT Operator for VII Berth Container Terminal.
- iii. Revenue share from PPP operation of VIII Berth & Other equipment. etc.,
- iv. Licence Fees from PPP operator for the licensing of water front area and back up area.



- v. Port & Dock service charges consisting of towage & mooring and pilotage fees, berth hire fees and port dues.
- vi. Estate Related charges consisting of lease of land, rent, water and electricity and w a y leave charges.
- vii. **Railway earnings** consisting of siding charges collected for the use of port siding.
- viii. Finance & Miscellaneous income comprises of interest earned on investments, profit on sale of assets, port entry fees and penalties.
- ix. **All charges covered under (i) to (viii) above are recognized on accrual basis immediately on completion of the services except.** Penal interest, Interest on advance to Employees, Penalties and Entry Fees which are recognized on receipt basis. Also wherever the claim is disputed for payment and pending as on the Balance Sheet date, the same is recognized on receipt basis..

#### **5. Fixed Assets Accounting: (Accounting Standard 10)**

Fixed assets are stated in the books at historical cost consisting of actual cost of construction/ purchase price including import duties and other taxes which are directly attributable to/bring the asset to the working condition for its intended use. All expenses up to the date of commissioning of the project have been capitalized. Profit or loss on sale of fixed assets is accounted for in the Revenue accounts. Capital work in progress is stated, to the extent of work complete equated to value up to the balance sheet date.

**6. Grants** received from Government of India are credited to the Asset Account on completion and net value is shown as Gross Block and depreciation provided thereon. Regarding Grants received in respect of schemes pending execution, the same will be disclosed as Grants received and transferred to Capital account only on completion of assets.

#### **7. Investment :(Accounting Standard 13)**

The Port's investments broadly consist of Fixed Deposit with banks only.

The investments are valued at cost (Par Value).

#### **8. Retirement Benefits: (Accounting Standard 15)**

Actuarial valuation carried out by Life Insurance Corporation towards Pension and Gratuity liability in respect of Employees. As per availability of funds, contributions are made to Pension Fund and Gratuity Fund created for the purpose by charging to revenue account.

Port's contribution to new pension scheme is also charged to the Profit and Loss Account. The amounts recovered from the members of General Provident fund are transferred to Employees General Provident Fund formed for this purpose. Employees who have joined service



in the Port Trust after 1.1.2004 are covered under the New Contributory Pension Scheme. The said Employee's and Employer's contribution is being remitted to Chief Pension Accounting Office through NSDL under the Registration Code of the Port on monthly basis. As on date 98 employees are covered under this scheme.

#### **9. Borrowing Cost: (Accounting Standard 16)**

Borrowing costs that are directly attributable to the acquisition and construction of assets are capitalized till the date on which the asset is commissioned. Interest on loans after capitalization is charged to Revenue account on accrual basis. However, at present Port has no loan outstanding in the books.

#### **10. Taxes on Income: (Accounting Standard 22)**

Current tax is determined as the amount of tax payable for the period. Similarly, consequent on completion of assessment of Income tax for the year 2008-09 (AY 2009-10), 2012-13 (AY 2013-14) and 2013-14 (AY 2014-15) and refunds there on, the Income Tax for the above years accounted as previous year Tax. Deferred tax is recognized, subject to consideration of prudence, on timing differences, being difference between taxable income and accounting income that originate in one period and are enabled for reversal in one or subsequent periods.

#### **11. Provisions, contingent liabilities & Contingent assets: (Accounting Standard 29)**

Provisions are recognized only when there is present obligation as a result of past events and when a reliable estimate of the amount of obligation can be made. Contingent liability is disclosed for (i) Possible obligation which will be confirmed only by future events, not wholly within the control of V.O.C Port Trust or (ii) Present obligations arising from past events where it is not probable that an outflow of resources will be required to settle, the obligation or a reliable estimate of the amount of the obligation cannot be made.

Regarding amount due, the same is recognized on accrual basis except disputed cases which are either under litigation or under mutual discussions for negotiated settlement with Government bodies like Tamil Nadu Electricity Board(Tuticorin Thermal Power Station), and Indian Oil Corporation, as well as BOT/PPP operators in which cases, the matter is subjudiced.



## V.O.CHIDAMBARANAR PORT TRUST

### NOTES TO ACCOUNTS FOR THE FINANCIAL YEAR 2018 - 19

The Annual Accounts for the year 2018-19 have been prepared conforming to the accounting principles and practices applicable to all Major Ports. The features of the Annual Accounts for the year 2018-19 are listed below:

- a) The Port created General Insurance Fund with a purpose to cater to accidental losses to major assets. As per the Guidelines of Ministry of Shipping, Port has awarded the Insurance coverage of Port Assets to M/s New India Assurance Company Limited, Chennai, and accordingly premium paid ₹ 3,79,88,650/- per annum for the period from 01.10.2017 to 30.09.2018 and met from the General Insurance Fund insurance premium of Rs.3,36,81,985/- plus applicable GST paid for period upto 30.11.2019. Further, the General Insurance Fund has been liquidated during the current year and the balances have been transferred to General Revenue accordingly.

b) **Equity Contribution made by Port**

Sl. No.	Company	Year of Investment	Equity contribution (Rs. In Crs)	Dividend received, if any
1.	M/s.Sethusamudramthiram Corporation Limited (SCL)	2005-06	1.00	NIL
		2006-07	15.00	
		2007-08	15.00	
		2008-09	19.00	
		<b>Total</b>	<b>50.00</b>	
2.	Tuticorin Port Road Company Limited (TPRCL)	2010-11	5.00	NIL
		2011-12	2.27	
		2013-14	17.73	
		2017-18	11.19	
		<b>Total</b>	<b>36.19</b>	
3.	Indian Port Rail Company Corporation Limited (IPRCL)	2016-17	4.50	NIL

- c) Port has entered into a EL Encashment Scheme during the Financial year 2018-19 and accordingly Port has invested Rs.14,20,40,611/- towards Leave Encashment as per actuarial valuation with Life Insurance Corporation with the approval of Board



- d) Consequent to compliance with Accounting Standard – 22 on accounting of taxes on income which has come into effect from the year 2003-04, the effect of net Deferred Tax Liability (DTL) is as below

(In ₹)

Deferred Tax Liability	As at 31 March, 2019 (In. Rs.)
DTL – as on 31.3.2018	1,82,52,73,054
Add: Deferred Tax recognised during the year	16,60,51,428
<b>DTL as on 31.3.2019</b>	<b>1,99,13,24,482</b>

- e) The details of grant received during 2018-19 are as follows

(₹ in Crores)

Sl. No	Description	Opening Balance as on 01.04.2018	2018-19		Closing Balance as on 31.03.2019
			Received	Utilised	
1.	Capital Dredging (*)	--	67.71	67.71	NIL
2.	Coastal Berth Dredging	10.445	10.445	20.89	NIL
	<b>Total</b>	<b>10.445</b>	<b>78.16</b>	<b>88.60</b>	<b>NIL</b>

- (\*) Total Grant sanctioned by Ministry of Shipping for capital Dredging is ₹ 224.01 crores. The said capital dredging work completed during 2015-16. Out of ₹ 224.01 crores, Ministry of shipping has released ₹ 186.65 crores till 31.03.2019 and balance ₹ 37.36 crores is yet to be received from Ministry of Shipping
- f) An amount of ₹ 1,73,26,000/- has been remitted by M/s.S Green Star Fertilizer Ltd., Tuticorin (the H1 bidder) for Liquid storage Tank constructed by M/s. Chemplast Tank Farms and as per the order of Hon'ble High Court, the amount remitted the same has been deposited in Escrow Account with Indian Overseas Bank and the case is still sub judice.
- g) During the year 2016-17, Special Voluntary Retirement Scheme (SVRS) was introduced and 195 no of employees opted & got relieved. The total expenditure on SVRS was ₹ 35.20 crores which is apportioned in 5 equal installments ₹ 7.04 crores each year has been considered as expenditure during the year 2016-17, 2017-18 and 2018-19 and balance ₹ 14.08 crores kept is in the Books as deferred revenue expenditure as on 31.3.2019 and shall be apportioned in subsequent 2 years.



- h) As per the directions of the Ministry of Shipping, Port has entered in to a SPV formed for the purpose of Development of Kanyakumari Port as M/s. Kanyakumari Port Limited with 40% Share, where Chennai port and Ennore.

Port has also shareholders at 40% and 20% share respectively and Port has already incurred an amount of ₹ 25.41 Crores towards various purposes for development of new Port which is reimbursable by Ministry or M/s. Kanyakumari Port Limited.

- l) Contingent Liability not provided for in the books of Accounts, owing to uncertainty in nature and which are disputed, are as follows:

- i. The tariff being claimed by TWAD as per current water tariff for Government Organisation ie., at Rs.80/- per KL for supply of water. Port is contesting to consider the supply of water as domestic, since the water drawn is for Port Officials' residential use only. The case has been dismissed by Hon'ble\_High Court of Madras on 11.1.2019 and TWAD has claimed Rs.16,15,30,497/- as arrears upto March,2019 Port has decided to contest further and hence not provided.
- ii. The demand from Tamil Nadu Government towards Seignorage Fees ₹ 1.18 crores, not provided as it is considered as exempted from payment for Port and hence not provided, as per the legal opinion.
- iii. Vacant Land Tax- The Local authority has claimed vacant land tax for an amount of **₹ 8.15 crores** against the Port. The Port has contested the claim and hence, the same has not been considered in the books of accounts
- iv. No provision is considered for disputed Income tax, Service tax demands which are under appeal proceedings before various Authorities based on the legal opinions since these demands are not sustainable in law (Annexure –I)
- v. Eco Protection Pvt Ltd., claimed an amount of Rs.1.35 Cr for operation and maintenance of STP unit by in the Port for five years without extension of contract. The Hon'ble High Court of Madras, Madurai bench has referred the matter for mediation. In the mediation, Port paid Rs.38 lakhs towards maintenance charges, labour and other charges as per the agreement and requested the Contractor to submit the breakup for his claim amount mentioned above in the Mediation process. Since the Contractor did not submit the details in the Mediation process, the matter has been referred to Hon'ble High Court



- vi. AMD Leenus challenged the 12(3) settlement made under the Industrial Dispute Act stating that the incentive given to the CHD workers/Traffic department initially calculated having the minimum wages of the shore workers of Dock Labour Board, Chennai. Subsequently, wage revision settlement made before the Central Government and the Regional Labour Commissioner the incentive was arrived directly by increasing the percentage from earlier incentive rate without any basis. The Port has made an appeal against the Hon'ble Division bench order before the Apex Court to be decided by the Hon'ble Supreme Court. The total estimated claim is approximately Rs. 27,74,022/-
- vii. Microtroll Sterilisation has challenged the alternate land allotted to it because the earlier allotment was transferred to NTPL for a Government power project. The Hon'ble High Court has directed to conduct a joint visit by the Petitioner and the Port for continuing the project in the new site. However, the Petitioner has not taken over the alternate land till date and seeking refund of the amount deposited by the Petitioner to the Port.
- viii. Temba Ship yard entered into a contract with Port for building one number of 145 tonne Bollard Pull Tractor Tug with Cycloidal Propulsion system for which LD levies by Port for a delay of 171 days and recovered Rs.34,95,74,221/-. Temba Shipyard filed an Arbitration and the learned Arbitrator has directed the Port to refund the amount of Rs. 3,49,57,622/- to the Petitioner with interest @12%/18% p.a. Port has filed an appeal before the Hon'ble High Court of Madras challenging the Arbitral Award.
- ix. Service tax department filed case against K.Pushpakumar, a contract Marine Pilot for Non payment of Service Tax in which VOCPT has also been made a Party, which at present is sub judice and not quantifiable.
- x. Flemingo Duty Free Shop (P) Ltd., entered into an agreement with Port for ferry service from Tuticorin to Srilanka during the year 2012 on license fee basis. The Petitioner was not able to do business due to lesser traffic utilising the ferry service. The company has stopped the ferry service and not performed his duties as per the Concession Agreement (CA). So, the Port has encashed the Performance Guarantee amounting to Rs.6.80 Cr and the company has initiated Arbitration proceedings. The learned Arbitrator has issued an Arbitral Award in favour of the Petitioner by directing the Port to refund the Performance Guarantee. The Port has filed an appeal before the Hon'ble District Court, Tuticorin against the Arbitral Award. The Petitioner has filed an appeal against the Arbitral Award for not allowing his claim of refund of license fee paid him to the



Port. The matter is pending before the Hon'ble Court for final arguments by both the parties

- j) Amounts not considered in books as income due to its uncertainty in nature. The details are as follows :
- i. M/s. PSA SICAL has contested the royalty payable as per common license agreement rates and at present the case is pending before Supreme Court. At High Court level, the case is in favour of Port. The royalty being received from M/S PSA SICAL Terminals Ltd., (VII Berth Operator) is ₹ 1,969/-per TEU as against the rates payable as per License Agreement. M/s.S PSA Sical has obtained a stay before Hon'ble Supreme Court of India against the order of the Madurai High Court. Court has directed the Port not to take any coercive steps at favoring VOCPT for collecting the revised rates. The amount due from 15.07.2011 to 31.03.2019 works out to ₹ 301.80 crores plus interest thereon
  - ii. ₹3.85 crores plus applicable taxes Service Tax and Interest due to in-admissibility of rebate in computing Gross Revenue as per tariff approved by TAMP rates for calculation of Revenue share on deployment of Harbour Mobile Crane withby M/s Dakshin Bharat Gateway Terminals (P) Limited (DBGT) for VIII Berth and the same is disputed. The said, dispute had been referred to Arbitration for settlement and hence, the en-cashed BG amount ₹ 14.85 crores during the year 2017-18 also not treated as Income in books in the Arbitration case, M/s. DBGT made a claim of ₹ 4.70 crores with interest at SBI PLR plus +2% and the port has made a claim of ₹ 11.88 crores towards Liquidated damages and Revenue Share.
  - iii. An amount of Rs. 1.01 Crores payable to M/s. Sea Port Logistics by on account of TDS refund has been withheld towards Revenue share due from M/s. SeaPort Logistics. In the Arbitration Award, it has been pronounced to refund Rs.1.01 Crores with interest. The Port has preferred an appeal in this regard.
  - iv. License fee/ the lease rental income receivable which are disputed due to court cases /subjudice are not accounted as income in Books. Similarly, the MGT dues, of those parties for which the agreement has not been executed, has not been accounted as the same was disputed
  - v. Claim made for ₹ 11.27 crores on M/s. Indbharat, M/s. Sterlite, and M/s. Coastal Energent on the application due to application of rates applicable Industrial Coal instead of Thermal Coal for Coal handled by Private Power Plants not considered as the subject matter is subjudiced



- vi. M/s. Mukund Ltd., has filed a suit for Rs.1.38 Crores in Tthe Principal District Court Thoothukudi against the Port against levy of Liquidated damages and other charges of ₹ 0.13 Crores totaling to ₹Rs.1.51Crores
- vii. M/s. Sical Logistics Ltd.: Contingent income amounting to Rs. 1,79,87,738/- upto the period of 31.3.2019 is not accounted in the Books of Accounts against discharge 54,300 MT of coal on account of M/s. Bhatia Industries and Infrastructure Ltd., (Consignee) and the Steamer Agent of the Vessel No.14-15/0867 – Sun Beam. To realize the pending dues and spontaneous combustion resulting in the cargo loss, Port filed an affidavit before the Principal District Court, Thoothukudi in August, 2017. Hence, the Cargo is under the custody of the Court. The Court directed the Port to collect the rental charges from the buyer of the Cargo. Since, the buyer of the Cargo could be known only after completion of the sale proceeding, Port issued the demand in the name of M/s.Sical Logistics Ltd., who is the initial allottee of the said land and occupied the Coal Stack Yard on rental basis.
- viii. A case on Regional Provident fund commissioner against the belated transfer of the then TPT CHLP subscribers GPF balance upto 31.12.2002 along with interest has been filed before Madurai bench of Hon'ble High Court of Madras for a claim of principal of ₹ 34,22,967/- plus interest due on the total belated payment of ₹17,07,36,496/-.
- ix. CHD-ESI: Ineligible claim from ESI Corporation Ltd., in respect of claim made on erstwhile TSA labour pool for the period from 1.4.1983 to 31.7.1987 with Interest of ₹ 2,11,11,354/- is paid in February 2012 due to orders of attachment issued by ESI claim has been contested before Hon'ble High Court of Madras restoration petition in W.P.No.14980 of 1997 filed in August 2012.
- x. GAC Shipping India Pvt. Ltd., and Tuticorin Ship Agent Association has challenged the trade notice issued by the Port for collecting the penal berth hire charges with retrospective effect. The Hon'ble High Court has granted interim stay for the collection of penal berth hire charges retrospectively. The Port has filed application to vacate the interim stay and the matter is yet to be heard by the Hon'ble Court.
- xi. M/s. PSA Sical, BOT Operator operating the VII Berth has filed appeal at various legal authorities as follows :
- a. An appeal against the order of the Hon'ble High Court of Madras in WP No.1351 of 2009 directing the MoS to consider the representation of the Petitioner after considering the proposal of PSA Sical by giving an



opportunity of hearing and pass fresh orders. The TAMP has filed a case against PSA Sical for deposit of Rs.132.26 Cr in the Hon'ble Court as credit for the Writ Appeal, which is pending to be heard by the Hon'ble Court

- b. The Hon'ble Supreme Court has directed PSA Sical to deposit an amount of Rs. 10 Cr in the Hon'ble High Court of Madras until the case against TAMP and UoI is decided for the revision rates. However PSA Sical by an application before the Hon'ble High Court of Madras has collected back the Rs.7 Cr and now PSA Sical is contesting to get back the balance Rs.3 Cr from the Hon'ble Court.
  - c. PSA Sical has challenged the Expression of Interest issued by the Port for converting the existing IX berth into container terminal stating that it has lesser draft than the other berths and until deepening of PSA Sical berth after strengthening of the block structure construction at the cost of Port, to allot the IX berth for its operation.
- xii. Obsolete assets are identified, survey reported and disposed off by auction. On completion of disposal, the same shall be removed from the Block of Assets duly identifying the same.
- k) wherever considered necessary, the figures have been re-grouped/rearranged for comparison / presentation purposes including previous year figure.



**TAX DEMANDS**

**ANNEXURE -I**

Sl. No	Last Letter No. and Date	Order Ref	Brief of the Case	Assessment Year	Claim involved (Rs. In crs)	Status
<b>I INCOME TAX</b>						
1	Letter dt.28.11.18 received for Hearing on 12.02.18 subsequently the case adjourned to 11.06.2019	Order of Commissioner (Appeals) No.ITA 112 & 279/2016-17 dt.27.03.2018	For the assessment year 2013/14 and AY 2014-15, Commissioner (Appeals) passed Order in favour of the Port. Against this order, Income Tax Department has preferred appeal before ITAT, Chennai  Issue : 1. Disallowance of Pension Payments 2. Difference in contribution to Pension and Gratuity Funds 3. Excess claim of Depreciation 4. Items relating to previous years	A.Y. 2013-14	20.52	The case Pending before ITAT, Chennai
				A.Y. 2014-15	22.41	The case is Pending before ITAT, Chennai
2	Appeal filed before Commissioner (Appeals) on 30.01.2018	Order U/s 143(3) rws 147 dt.28.12.2017	Appeal against the Assistant Commissioner of Income Tax Order u/s 143(3) rws 147 of Income Tax act, 1961 dated 28.12.2017 pending before the Commissioner of Income Tax(Appeals), Madurai	A.Y. 2011-12	9.07	The case is Pending before Commissioner of Income Tax (Appeals), Madurai
<b>II TDS</b>						
3	Consolidated Demand/TDS /2018-19/26 dt. 20.12.2018		M/s. Tuticorin Port Trust TAN-MRIT00773D. -Notice No. Consolidated Demand/TDS /2018-19/26 dt. 20.12.2018 from the Office of the DCIT,TDS Circle, Madurai -TDS Outstanding demand.	AY 07-08 to AY 18-19	0.52	The Case pending before DCIT, TDS Circle, Madurai.
4	C.No./Arrear/2018-19/TDS Circle, Madurai/25 dt. 04.03.2019		Tuticorin Port Trust TAN-MRIT03076D- CHD-Notice No.C.No./Arrear/ 2018-19/TDS Circle, Madurai/25 dt. 04.03.2019 from the Office of the DCIT, TDS Circle, Madurai TDS Outstanding demand -CHD Division	AY 12-13 to AY 16-17	0.29	The Case pending before DCIT, TDS Circle, Madurai
5	MRIT00787D Notice No: C.No./Arrear/ 2018-19/TDS Ward, Tirunelveli/46 dt. 04.03.2019		M/s. TUTICORIN PORT TRUST CARGO HANDLING LABOUR POOL-TAN-MRIT00787D Notice No: C.No./Arrear/2018-19/TDS Ward, Tirunelveli/46 dt. 04.03.2019 from the Office of the DCIT,TDS Circle, Tirunelveli -CHD Labour Pool- Division TDS Outstanding demand - CHD Division	AY 08-09 to AY 11-12	0.25	The Case pending before ITO, TDS Ward, Tirunelveli
				<b>Total</b>	<b>53.65</b>	



Sl. No	Last Letter No. and Date	Order Ref	Brief of the Case	Claim involved (Rs. in crs)	Status
III	<b>SERVICE TAX</b>				
a	Order in Appeal No. 116/2019 dated 8.3.19	OIO- AC/ST/ 13/2018 dt.19.03.2018	Expenses incurred on CISF-Non payment of Service Tax on Reverse Charge Mechanism- Jul'12 to Mar'14	0.09	Port in the Process of preferring Appeal before CESTAT, Chennai
b	Order in Appeal No. 119/2019 dated 8.3.19	AC/ST/32/2018 DT.29.06.2018	Wrong availment of CENVAT Credit on Rent a Cab and General Insurance Service-Oct 2012 to Mar 15	0.14	
c	Order in Appeal No.92/2019 dated 19.2.19	OIO - AC/ST/ 31/2018 DT.28.03.2018	Reverse Charge Mechanism on Rent a Cab and Man Power supply considering Port as Body Corporate for the Period July 2012 to March 2013	0.05	
2	Order of Appeal No.118/2019	OIO - AC/ST/27 /2018 DT.28.03.2018	Audit of Accounts by CERA found difference between Profit & loss account and Service Tax returns in respect of upfront premium for FY 2009-10 & FY 2010-11. In the Order, the Commissioner(Appeals) has remand back the case to Asst. Commissioner, Tuticorin	0.10	The case pending before Assistant Commissioner GST & CE, Tuticorin
3	A.NO; 19/2019 dt.25.02.2019	O-i-O 36/JC/ ST/2018 dated 26.12.2019	Appeal against the O-i-O 36/JC/ST/2018 dated 26.12.2019 before the Commissioner of GST& Central Excise(Madurai), in the respect of Reverse Charge Mechanism on Rent a Cab and Man Power supply for the Period October 15 to June 17	1.47	The case pending before Commissioner GST & CE(Madurai), Madurai
4	Order of Appeal No.417/2018 dt.19.11.2018	06/JC/ST/2015 dated 13.1.2015	Commissioner (Appeals) has rejected the Appeal filed by the Port against the O-i-O No.06/JC/ST/2015 dated 13.1.2015 regarding Short payment of Service Tax - Incorrect Rate of Service Tax -FY 2004-05	0.15	Port in the process of filing Writ Petition before Hon'ble high of Madras
5	Order of Appeal No.418/2018 dt.19.11.2018	O-i-O No.02/ JC/ST/2015 dated 27.2.2015	Commissioner (Appeals) has rejected the Appeal filed by the Port against the O-i-O No.02/JC/ST/2015 dated 27.2.2015 regarding Non-payment of Service Tax on Cleaning Charges Collected by the Port	0.15	Port in the process of filing Writ Petition before Hon'ble high of Madras
6	SLA No.33260-33261/2017 dt.4.12.2017		Non-payment of Service Tax on Royalty Charges collected from M/s. PSA Sical. M/s. PSA Sical preferred Appeal before Hon'ble Supreme Court of India.	5.77	The case is Pending before Hon'ble Supreme Court of India.
7	Order-in-Original MDU-ST-COM-02/2019 dated 30.04.2019	SCN 2/2017 dated 11.02.2017	Order in Original passed by Commissioner of CGST & Central Excise dt.30.04.2019 for the SCN 02/2017 dated 11.02.2017 with respect to Audit paras raised by the Audit by Service Tax Department for FY 2012-13, 2013-14 and 2014-15 in respect of payment of Service Tax under RCM on Works Contract, Railway Payments, Water & Electricity Charges and Differential Estate rental and Differential value of Service Tax on Revenue-CHD Division. Port in the Process of preferring further appeal before CESTAT	5.12	
			<b>Tota</b>	<b>13.24</b>	

**Note:** In addition to the above, some of the issues pending before the Service Tax department for which Port has not received any claims/Orders in this regard. Details are as follows:



1. Service Tax department has conducted Audit in respect of CENVAT Credit for the Period of Tran 1 for the Period effective from April 16 to June 17. The discrepancies forwarded vide letter No.C/III/10/43/2019-AC by the Service Tax department has financial implication of Rs.1.62 Crs, action was already initiated by the Port and has given reply and the matter is pending before Assistant Commissioner(Audit), Tirunelveli.
2. Show cause notice dated 19.4.19 received from Directorate General of GST Intelligence, Chennai in respect of Non- payment of Service Tax on Royalty Charges from PSA Sical and Rent from M/s. TANGEDCO (TTPS) for the amounts receivable under dispute. The same has financial implication of Rs.108.28 Crs. the Port is in the process of preparing reply engaging M/s. Lakshmikumaran & Sridharan for representing the Port



## NOTES TO PROFIT AND LOSS ACCOUNT

### **Various items of Income and Expenditure :**

- 1) The details of income and expenditure are available in Schedules annexed to the Profit and Loss Account for the year ended 31.03.2019.
- 2) The amount provided for depreciation, renewals or diminution in value of Fixed Assets are furnished in the Schedule 3 to the Balance Sheet.
- 3) There is no instance of any asset not provided for depreciation during the year with respect to the policy of providing Depreciation of Assets in use for more than 30 days.
- 4) For the Financial Year 2018-19, provision for taxation is made for ₹ 11.23 Crores
- 5) Liabilities provided against specific outstanding in the books of Accounts is on provisional basis, whereas Contingencies are not specific commitments and hence not provided for
- 6) Transferring the provisions to 2 statutory reserves are considered as appropriation from Net Surplus in Revenue Account. Accordingly, ₹ 18,69,35,812/-- were transferred to each of the statutory reserves, viz., Reserve for development, Repayment of loans and Contingencies and Reserve for Replacement, Rehabilitation and Modernization of Capital Assets from the estimated net surplus at 1.5% of the capital employed due to non availability of sufficient surplus funds for appropriation. The shortfall in contribution will be made good in the subsequent years
- 7) **Expenditure incurred on specified heads :**  
A statement showing the operating Expenditure on various specified heads are made available in the Type wise Expenditure statement.
- 8) **Income from Investments :**  
The total interest earned on investments for the year 2018-19 is ₹ 37.61 Crores in respect of General Revenue
- 9) Profit on Disposal of Capital Assets which is non-recurring nature profit is ₹ 45.17 lakhs.
- 10) Based on the completion of IT assessments upto 2009-10, 2013-14 & 2014-15, an amount of ₹ 4.46 Crores is recognized as interest income and accounted under item relating to previous years below Finance & Miscellaneous Income.
- 11) Total Finance Miscellaneous Income ₹ 29.65 Crores towards Interest on investment, Harbour entry fee, Income tax refund etc.
- 12) Dividend receipts from subsidiary companies are NIL



13) The amount paid to Trustees, not being the Employees, of the Port is ₹ 0.45 Lakhs towards the fees and travelling expenses for attending the Board meetings.

14) Amount paid /payable to Auditors :

Charges claimed by to Comptroller and Auditors Generals Office for conducting concurrent Audit is on Adhoc basis of ₹ 61.64 lakhs for the period stating that separate claim will be sent upon pay revision and the same has been paid to C&AG. Similarly, the Port has paid the Audit fees @ Rs.60 lacs for FY 2017-18 and provision was made at Rs.60 lakhs for AY 2018-19 since no claim has been received on account of pay revision as stated by C&AG, no provision was provided.

15) The value of total purchase of stores and materials made on capital account account but not included in the capital account is Nil

16) The accounting policies followed for preparation of Balance Sheet and Profit and Loss Account are given in the Notes on Account appended to Annual Accounts for the year 2018-19

17) The earnings on foreign exchange is NIL. However, rates for certain ship related services are fixed in US\$ rates but collected in equivalent Indian ₹ Income received on US\$ denominated tariff during 2018-19 is ₹128.56 Crores.

18) **Quantitative Information :**

Installed capacity of the Port: ₹ 65.90 million tonnes. Quantity of Cargo handled by Port is 34.34 Million tonnes



### 19) Details of Staff Strength


Category wise sanctioned strength and actual strength employees of the Port as on 31.03.2019 is furnished hereunder :

Sl. No	Particulars	Operational Depts.	Engg. D pts.	Admn. Depts.	Total
I	Number of Employees				
a	<b>Actual Strength</b>				
	Port	277	140	73	490
	CHD	285	-	-	285
	<b>Actual strength – Total</b>	<b>562</b>	<b>140</b>	<b>73</b>	<b>775</b>
b	Number of Employees				
	<b>Sanctioned Strength</b>				
	Port	(750)	(511)	(150)	(1411)
	CHD	(720)	-	(1)	(721)
	<b>Sanctioned Strength – Total</b>	<b>(1470)</b>	<b>(511)</b>	<b>(151)</b>	<b>(2132)</b>
II	<b>Salaries &amp; Wages</b>				
	Expenditure on salaries including wage arrears, overtime, PLR, EL encashment (₹ in crs)				
	Port	31.02	13.94	11.44	56.40
	CHD	32.79	-	0.23	33.02
	<b>Total</b>	<b>63.81</b>	<b>13.94</b>	<b>11.67</b>	<b>89.42</b>





# V.O.CHIDAMBARANAR PORT TRUST



**PART - IV**  
**STATISTICAL DETAILS**

## VITAL PORT STATISTICS

### A. Topography of Port ( As on 31<sup>st</sup> March, 2019)

Port : V.O. Chidambaranar Port Trust

Year 2018-19

Location		Entrance Channel			Turning Circle		Type of Dock/ Port
Latitude	Longitude	Length (Km)	Minimum Depth (Meters)	Minimum Width (Meters)	Number	Diameter	
1	2	3	4	5	6	7	8
8°45'066"N	78°11.594'E	3.80	(-) 14.70	230	1	488	Artificial



**B. STORAGE CAPACITIES**

Type	No	Location	Dry Storage area Sq.m	Liquid Storage	Cargo	Container Cargo	Remarks
<b>A. OWNED BY PORT</b>							
1. Whare Houses	3	Inside	14,940	—	—	—	—
2 Transit Sheds	2	Inside	10,800	—	—	—	—
3 Dangerous Cargo Shed	1	Inside	733	—	—	—	—
4 Fumigatorium	1	Inside	739	—	—	—	—
5 Operation area	1	Inside	5,53,000	—	—	—	—
<b>B. OWNED BY OTHER THAN PORT</b>							
1. Ware houses	5	Outside	4,23,000	—	—	—	Owned by TNWHC
2. Ware houses	1	Outside	36,000	—	—	—	Owned by CWC
3. Tank	3	Inside	—	15,000 M <sup>3</sup>	Phosporic acid	—	M/s. SPIC
4. Tank	1	Outside	—	13,700 KI	Naptha	—	M/s. IOC
5. Tank	1	Outside	—	13,800 KI	Naptha	—	M/s. IOC
6. Tank	1	Outside	—	14,100 KI	Naptha	—	M/s. IOC
7. Tank	3	Outside	—	25,500 KI	Furnance Oil	—	M/s. IOC
8. Tank	1	Outside	—	750 KI	LS FO	—	M/s. IOC
9. Tank	1	Outside	—	540 KI	LS HF HSD	—	M/s. IOC
10. Tank	3	Outside	—	7,800 KI	Petrol	—	M/s. IOC
11. Tank	2	Outside	—	15,000 KI	HSD	—	M/s. IOC
12. Tank	2	Outside	—	10,830 KI	Kerosene	—	M/s. IOC
13. Tank	2	Outside	—	7,790 KI	EDC	—	M/s. Green Star
14. Tank	1	Outside	—	15,000 KI	LPG	—	M/s. SHV
15. Tank	1	Outside	—	2,000 M <sup>3</sup>	VCM	—	M/s. DCW
16. Tank	1	Outside	—	5,000 M <sup>3</sup>	VCM	—	M/s. DCW
17. Tank	1	Outside	—	10,000 M <sup>3</sup>	Ammonia	—	M/s. Green Star



C. BERTH PARTICULARS - ZONE A

Description	Type	Designed / Actual Draft in Mtrs.	Quay length in Mtrs	Maximum length handled during 2018-19	Maximum DWT handled during 2018-19	Remarks
Berth No - I	Along Side	9.30	168	164.34	22,201	Transit Shed provided (Break Bulk)
Berth No - II	Along Side	9.30	168	199.90	63,629	Transit Shed provided (Break Bulk)
Berth No - III	Along Side	11.50	192	199.97	63,273	Open (Break bulk / dry bulk)
Berth No - IV	Along Side	11.50	192	190.00	58,114	Open (Break bulk / dry bulk)
Berth No - V	Along Side	8.60	168	189.99	53,533	Open (Break bulk)
Berth No - VI	Along Side	9.30	168	199.98	63,024	Open (Break bulk)
Berth No - VII	Along Side	11.70	370	193.03	25,474	Berth handed over to M/s. PSA SICAL for Container handling on BOT basis from 15-7-98
Coastal Berth	Along Side	9.00	185	-		For coastal Cargo
Oil Jetty	Jetty Type	13.00	150	189.80	51,762	Marine Unloading arms provided
Coal Jetty I	Jetty Type	13.00	301	199.98	72,322	Shore reception hoppers provided
Coal Jetty II	Jetty Type	14.00	318	190.00	57,161	Shore reception hoppers provided
Shallow Draught Berth	Along Side	5.85	140	115	8,586	Leased to Indian Coast Guard Tuticorin for 30 years
Berth - VIII	Along Side	16.20	345	262.00	58,792	Container Terminal Operated by M/s. Dakshin Bharat Gateway Terminals
Berth - IX	Along Side	14.20	334.50	229.02	82,629	Open (Break bulk / dry bulk)
NCB - 1	Along Side	14.00	306	229.00	82,177	Captive berth NTPL
NCB - II	Along Side	14.00	306	229.02	82,629	ppp berth MDBFOT
Eastern Arm	Along Side	7.40	140	229.00	82,177	Basis



#### D. FLOATING CRAFTS

Sl. No	Type	Name of the Craft	Capacity	Owned / Hired/ Dry Lease
1	Tugs	MT Tuticorin	45T BP	Owned
2	Tugs	MT Ocean Endurance	50T BP	Hired
3	Tugs	MT Ocean Brave	50 T BP	Hired
4	Pilot Launches	ML Nallathanni	2x640 BHP	Owned
5	Launches	ML Musal	2x640 BHP	Owned
6	Launches	ML Tuticorin	2x640 BHP	Owned
7	Mooring	MB Alaimagal	1x54 BHP	Owned
8	Mooring boats	MB Pothigai	1x54BHP	Owned
9	Patrolling Boat	Yojaka Dharti	20 Knots	Hired from 28.08.2018
10	Floating Crane	FC Bharathi	32.6T at 4.57 M radius and 6 T at 19.81 M Radius	Owned



**TABLE - E**  
**VITAL PORT STATISTICS & CARGO HANDLING EQUIPMENT (2018-2019)**

Sl. No.	Description	Owned by the Port		Private Operators		Remarks
		Quantity	Rated Capacity	Quantity	Rated Capacity	
1	Wharf Crane	1 No	6T	—	—	Port Owned
		1 No	10 T			
		3 Nos (Grab)	20 T			
2	Fork Lift Truck	—	—	—	—	—
3	Electric Fork Lift Truck	—	—	—	—	—
4	Pay Loaders	—	—	—	—	—
5	Tractors	—	—	—	—	—
6	Transfer Cranes	—	—	—	—	—
7	Container Quay Cranes	—	—	3	40 T	Deployed by M/s. PSA SICAL under Licence Agreement
		—	—	3	60 T	Deployed by M/s. DBGT under Licence Agreement
8	Top Lift Trucks	—	—	—	—	—
9	Gantry Rubber Tyre Cranes	—	—	8	40 T	Deployed by M/s. PSA SICAL under Licence Agreement
		—	—	9	41 T	Deployed by M/s. DBGT under Concession Agreement
a)	Rail Mounted Gantry Cranes	—	—	—	—	—
b)	Yard Gantry Cranes	—	—	—	—	—
10	Trailers	—	—	12	50 T	Deployed by M/s. PSA SICAL under Licence Agreement
		—	—	18	60 T	Deployed by M/s. DBGT under Concession Agreement
11	Harbour Mobile Cranes	—	—	3 Nos	124 T	Deployed by M/s. Imcola Crane Company Ltd. under concession agreement
12	Reach Stackers	—	—	1	40T	Deployed by M/s. PSA SICAL under Licence Agreement
		—	—	2	45 T	Deployed by DBGT under concession agreement
13	Floating Crane	—	6T @ 19.8 M radius, 32.66 T @ 4.57 M Radius	—	—	—
14	Self Propeller barge	—	—	—	—	—
15	Excavator	—	—	—	—	—
16	Hoppers	—	—	8	120T	Deployed by Seaport shipping Pvt. Ltd., Chennai under license agreement
17	Conveyor System with Hoppers & stacker	—	—	1 set	2000 TPH	Deployed by M/s. Chennai Radha Engg works, Chennai under license agreement



## F. OTHER INFORMATION

### ZONE – A

- a) Water Spread Area : 661.01 Acres (or) 267.51 Hectares
- b) Land area : 3985 Acres ( or) 1612.67 Hectares

### ZONE – B

The Port area is enclosed by a compound wall stretching along the Beach road from the Coal Mazdoor line in the North and Boat repair yard in the South Opposite to George Road.

Table – 1

A	Water Spread	45.30 Acres or 18.33 Hectares
B	Land Area	
	i) Inside the Port ii) Out side the Port	28.75 Acres or 11.63 Hectares 383.80 Acres or 155.32 Hectares
C	Storage Capacity Covered Area	
	Transit shed and storage including Combustible shed and dutiable cargo shed.	11270 Sq.m or 4562.75 Hectares
	Open Platform	15700 Sq.m or 6356.28 Hectares
D	Berth Particulars Along side Wharf RCC Jetty RCC Jetty	1. North Coal Wharf 29.17 m 2. Sheet Pile Wharf 342.38m & RCC Jetty 137 X 22.50 m



TABLE 2

Traffic Handled according to Principal Commodities 2018 - 19 (IN '000 TONNES)

SL. NO.	COMMODITY	IMPORTS			EXPORTS			TOTAL		
		Overseas	Coastal	TOTAL	Overseas	Coastal	TOTAL	Overseas	Coastal	Total
1	CONTAINER TEUs/ '000	278	93	371	283	85	368	561	178	739
		(269)	(79)	(348)	(270)	(79)	(349)	(539)	(158)	(697)
	Containerised Cargo	3993	1325	5318	6285	1879	8164	10278	3204	13482
		(3874)	(1050)	(4924)	(6156)	(1714)	(7870)	(10030)	(2764)	(12794)
	Tare Weight	546	192	738	559	177	736	1105	369	1474
		(470)	(227)	(697)	(474)	(226)	(700)	(944)	(453)	(1397)
2	BREAK BULK	327	13	340	1111	21	1132	1438	34	1472
		(592)	(64)	(656)	(1621)	(13)	(1634)	(2213)	(77)	(2290)
3	DRY BULK									
	MECHANISED	3326	6473	9799	0	0	0	3326	6473	9799
		(1739)	(6269)	(8008)	(00)	(00)	(00)	(1739)	(6269)	(8008)
	CONVENTIONAL	6360	55	6415	93	0	93	6453	55	6508
		(10446)	(139)	(10585)	(00)	(00)	(00)	(10446)	(139)	(10585)
	TRANSSHIPMENT			0			0	0	0	0
		(00)	(00)	(00)	(00)	(00)	(00)	(00)	(00)	(00)
4	LIQUID BULK									
	POL Crude									
	POL Products	391	64	455	0	3	3	391	67	458
		(404)	(62)	(466)	(00)	(00)	(00)	(404)	(62)	(466)
	LPG.,	135	0	135	0	0	0	135	0	135
		(173)	(00)	(173)	(00)	(00)	(00)	(173)	(00)	(173)
	OTHER LIQUIDS	947	4	951	0	63	63	947	67	1014
		(662)	(00)	(662)	(00)	(208)	(208)	(662)	(208)	(870)
	TOTAL	16025	8126	24151	8048	2143	10191	24073	10269	34342
		(18360)	(7811)	(26171)	(8251)	(2161)	(10412)	(26611)	(9972)	(36583)

Figures in brackets relate to the previous year (2017-18)



TABLE 3

## FLAGWISE DISTRIBUTION OF CARGO HANDLED 2018 - 19

SL.NO	NATIONALITY	NUMBER OF SHIPS	(IN '000 TONNES)		
			IMPORTS	EXPORTS	TOTAL
	OVERSEAS				
1	ALGERIA	1	3	0	3
		(0)	(0)	(0)	(0)
2	ANTIGUA	44	259	285	544
		(21)	(79)	(46)	(125)
3	BAHAMAS	9	382	0	382
		(10)	(380)	(0)	(380)
4	BANGLADESH	1	50	0	50
		(0)	(0)	(0)	(0)
5	BARBADOS	2	112	0	112
		(3)	(128)	(0)	(128)
6	BELGIUM	7	65	0	65
		(5)	(27)	(0)	(27)
7	BELIZE-Cent.America	2	33	0	33
		(3)	(52)	(10)	(62)
8	BERMUDA	1	28	0	28
		(1)	(6)	(0)	(6)
9	BRITISH INDIAN OCEAN TERRITORY	0	0	0	0
		(1)	(2)	(0)	(2)
10	CAYMAN ISLAND	2	31	0	31
		(0)	(0)	(0)	(0)
11	CHINA	8	88	28	116
		(3)	(21)	(0)	(21)
12	COOK ISLAND	0	0	0	0
		(2)	(17)	(0)	(17)
13	CROATIA	0	0	0	0
		(2)	(60)	(0)	(60)
14	CYPRUS	12	356	104	460
		(67)	(1392)	(1497)	(2889)
15	DENMARK	0	0	0	0
		(9)	(58)	(0)	(58)
16	DOMINICA	11	21	17	38
		(22)	(0)	(48)	(48)
17	EGYPT	0	0	0	0
		(2)	(108)	(0)	(108)
18	ETHIOPIA	0	0	0	0
		(3)	(46)	(3)	(49)
19	GIBRALATOR	0	0	0	0
		(1)	(10)	(0)	(10)
20	GREECE	4	234	0	234
		(10)	(368)	(0)	(368)



**FLAGWISE DISTRIBUTION OF CARGO HANDLED 2018-19**

SL NO	NATIONALITY	NUMBER OF SHIPS	IMPORTS	EXPORTS	TOTAL
	OVERSEAS				
21	HONGKONG	48	1005	80	1085
		(37)	(1095)	(6)	(1101)
22	INDIA	14	240	92	332
		(7)	(277)	(11)	(288)
23	INDONESIA	2	0	12	12
		(16)	(17)	(73)	(90)
24	IRAN	1	22	0	22
		(0)	(0)	(0)	(0)
25	ISLE OF MAN	2	4	0	4
		(2)	(5)	(0)	(5)
26	ITALY	3	96	0	96
		(1)	(7)	(0)	(7)
27	LUXEMBOURG	1	31	0	31
		(0)	(0)	(0)	(0)
28	KOREA	3	43	0	43
		(3)	(6)	(21)	(27)
29	LIBERIA	94	2056	416	2472
		(117)	(2435)	(675)	(3110)
30	MALDIVES	15	0	88	88
		(14)	(0)	(59)	(59)
31	MALTA	17	518	0	518
		(31)	(1167)	(0)	(1167)
32	MANGOLIA	0	0	0	0
		(1)	(7)	(0)	(7)
33	MARSHALL ISLAND	155	3748	3042	6790
		(207)	(4764)	(3734)	(8498)
34	MONTENEGRO	0	0	0	0
		(1)	(22)	(0)	(22)
35	MYANMAR	1	0	3	3
		(0)	(0)	(0)	(0)
36	NETHERLAND	1	1	0	1
		(0)	(0)	(0)	(0)
37	NIUE ISLAND	1	0	1	1
		(0)	(0)	(0)	(0)
38	NORWAY	4	196	0	196
		(4)	(176)	(0)	(176)
39	PAKISTAN	0	0	0	0
		(1)	(6)	(0)	(6)
40	PANAMA	317	3416	2745	6161
		(320)	(3391)	(1455)	(4846)



**FLAGWISE DISTRIBUTION OF CARGO HANDLED 2018-19**

SL.NO	NATIONALITY	NO.OF SHIPS	(IN '000 TONNES)		
			IMPORTS	EXPORTS	TOTAL
41	PHILIPINES	0	0	0	0
		(2)	(124)	(0)	(124)
42	PALAU	3	0	16	16
		(4)	(0)	(9)	(9)
43	PORTUGAL	2	6	0	6
		(1)	(5)	(0)	(5)
44	QATAR	14	129	0	129
		(16)	(182)	(0)	(182)
45	RUSSIA	0	0	0	0
		(1)	(6)	(0)	(6)
46	SINGAPORE	150	2170	991	3161
		(88)	(1317)	(99)	(1416)
47	ST KITTS NEVIS ANGUILLA	0	0	0	0
		(1)	(9)	(0)	(9)
48	ST VINCENT	0	0	0	0
		(1)	(7)	(0)	(7)
49	SWITZERLAND	3	125	0	125
		(3)	(103)	(0)	(103)
50	SAUDI ARABIA	0	0	0	0
		(1)	(7)	(0)	(7)
51	THAILAND	8	146	0	146
		(2)	(34)	(0)	(34)
52	TURKEY	3	173	0	173
		(2)	(25)	(3)	(28)
53	TUVALU	8	100	0	100
		(5)	(43)	(0)	(43)
54	UNITED KINGDOM	12	71	0	71
		(7)	(74)	(0)	(74)
55	VANUATU	0	0	0	0
		(1)	(11)	(0)	(11)
56	VIETNAM	31	67	128	195
		(69)	(284)	(502)	(786)
	<b>TOTAL (A)</b>	<b>1017</b>	<b>16025</b>	<b>8048</b>	<b>24073</b>
		<b>(1131)</b>	<b>(18360)</b>	<b>(8251)</b>	<b>(26611)</b>

Note : Figures in brackets relate to previous year (2017-18)



**TABLE - 3A  
FLAGWISE DISTRIBUTION OF CARGO HANDLED 2018-19**

SL.NO	COASTAL NATIONALITY	NO.OF.SHIPS	(IN '000 TONNES)		
			IMPORTS	EXPORTS	TOTAL
	COASTAL				
1	ANTIQUEA	1	1	0	1
		(1)	(0)	(1)	(1)
2	BAHAMAS	2	68	7	75
		(2)	(110)	(0)	(110)
3	BANGLADESH	1	55	0	55
		(0)	(0)	(0)	(0)
4	BELGIUM	1	68	0	68
		(0)	(0)	(0)	(0)
5	BRITISH INDIAN OCEAN TERRITORY	0	0	0	0
		(1)	(53)	(0)	(53)
6	DENMARK	1	4	0	4
		(0)	(0)	(0)	(0)
7	CYPRUS	5	170	13	183
		(1)	(0)	(5)	(5)
8	HONGKONG	1	9	0	9
		(2)	(0)	(34)	(34)
9	INDIA	266	5004	1923	6927
		(253)	(4807)	(1867)	(6674)
10	LIBERIA	7	242	0	242
		(11)	(468)	(0)	(468)
11	MALTA	9	488	0	488
		(11)	(470)	(8)	(478)
12	MARSHALL ISLAND	15	759	23	782
		(16)	(720)	(11)	(731)
13	NORWAY	2	127	0	127
		(3)	(165)	(0)	(165)
14	PANAMA	22	715	37	752
		(39)	(480)	(227)	(707)
15	SINGAPORE	15	200	140	340
		(9)	(428)	(8)	(436)
16	SWITZERLAND	3	157	0	157
		(2)	(110)	(0)	(110)
17	VIETNAM	2	59	0	59
		(0)	(0)	(0)	(0)
	TOTAL - (B)	353	8126	2143	10269
		(351)	(7811)	(2161)	(9972)
	GRAND TOTAL - (A+B)	1370	24151	10191	34342
		(1482)	(26171)	(10412)	(36583)

(Figures in brackets relate to previous year 2017-18)



**TABLE -4**  
**Distribution of Export Cargo according to destination 2018-19**

(In `000 tonnes)

Sl.No	Destination	Dry Bulk	Break Bulk	Liquid Bulk	Con tainers	Others	Total
<b>A) OVERSEAS</b>							
1	China	70	18	0	0	0	88
2	Croatia	0	1	0	0	0	1
3	Egypt	0	3	0	0	0	3
4	Maldives	0	1067	0	0	0	1067
5	Qatar	16	0	0	0	0	16
6	Russia	0	2	0	0	0	2
7	Taiwan	7	6	0	0	0	13
8	UAE	0	4	0	0	0	4
9	United States	0	10	0	0	0	10
10	Containerised Cargo	0	0	0	6285	0	6285
11	Container tare weight	0	0	0	559	0	559
	<b>TOTAL A</b>	<b>93</b>	<b>1111</b>	<b>0</b>	<b>6844</b>	<b>0</b>	<b>8048</b>
<b>B</b>	<b>COASTAL(Indian)</b>	<b>0</b>	<b>21</b>	<b>66</b>	<b>2056</b>	<b>0</b>	<b>2143</b>
	Containerised Cargo	0	0	0	1879	0	1879
	Container tare weight	0	0	0	177	0	177
		0	0	0	0	0	0
<b>C</b>	<b>TRANSHIPMENT</b>	<b>0</b>	<b>0</b>	<b>0</b>	<b>0</b>	<b>0</b>	<b>0</b>
	<b>GRAND TOTAL A+B+C</b>	<b>93</b>	<b>1132</b>	<b>66</b>	<b>8900</b>	<b>0</b>	<b>10191</b>



TABLE-5

Distribution of Import Cargo according to Origin during the year 2018-19  
(In '000 tonnes)

Sl.No	Destination	Dry Bulk	Break Bulk	Liquid Bulk	Containers	Others	Total
<b>A</b>	<b>OVERSEAS</b>						
1	Argentina	67	0	0	0	0	67
2	Australia	11	0	0	0	0	11
3	Bahrain	0	0	6	0	0	6
4	Chile	11	0	0	0	0	11
5	China	0	3	7	0	0	10
6	Guinea Bissau	0	24	0	0	0	24
7	Hong Kong	0	0	35	0	0	35
8	Indonesia	6471	0	301	0	0	6772
9	Iran	52	0	0	0	0	52
10	Israel	84	0	0	0	0	84
11	Japan	0	0	96	0	0	96
12	Jordan	392	0	66	0	0	458
13	Korea, Republic of	0	6	114	0	0	120
14	Kuwait	12	0	15	0	0	27
15	Lithuania	55	0	0	0	0	55
16	Malaysia	12	0	158	0	0	170
17	Maldives	0	14	0	0	0	14
18	Mozambique	23	0	0	0	0	23
19	Netherlands	0	2	0	0	0	2
20	New Zealand	0	129	0	0	0	129
21	Oman	768	0	0	0	0	768
22	Pakistan	0	0	99	0	0	99
23	Papua New Guinea	0	73	0	0	0	73
24	Peru	65	0	0	0	0	65
25	Philippines	202	0	37	0	0	239
26	Qatar	27	0	194	0	0	221
27	Russia	125	17	0	0	0	142
28	Saudi Arabia	0	0	48	0	0	48
29	Senegal	0	0	8	0	0	8
30	Singapore	0	0	61	0	0	61
31	South Africa	355	0	0	0	0	355
32	Sri Lanka	0	0	31	0	0	31
33	Surinam	0	47	0	0	0	47
34	Sweden	0	1	0	0	0	1
35	Taiwan	17	0	0	0	0	17
36	Thailand	55	0	0	0	0	55
37	Trinidad And Tobago	96	11	14	0	0	121
38	Ukraine	38	0	0	0	0	38
39	United Arab Emirates	574	0	168	0	0	742
40	United States	83	0	0	0	0	83
41	Vietnam	92	0	15	0	0	107
42	Containerised Cargo	0	0	0	3992	0	3992
43	Container tare weight	0	0	0	546	0	546
	<b>TOTAL</b>	<b>9687</b>	<b>327</b>	<b>1473</b>	<b>4538</b>	<b>0</b>	<b>16025</b>
<b>B</b>	<b>COASTAL(Indian)</b>	<b>6528</b>	<b>13</b>	<b>68</b>	<b>1517</b>	<b>0</b>	<b>8126</b>
1	Containerised cargo	0	0	0	1325	0	1325
2	Container tare weight	0	0	0	192	0	192
<b>C</b>	<b>TRANSHIPMENT</b>					<b>0</b>	<b>0</b>
	<b>TOTAL(A + B + C)</b>	<b>16215</b>	<b>340</b>	<b>1541</b>	<b>6055</b>	<b>0</b>	<b>24151</b>



TABLE - 6

Number & type of containers handled during the year 2018 - 19									
Item	Type	20' (in nos)		40' (in nos.)		TOTAL (in nos.)		Total (in TEUs)	
		Normal	Reefer	Normal	Reefer	Normal	Reefer	Normal	Reefer
A. IMPORT	FCL	98094	7	100101	182	198195	189	298296	371
		(106652)	(350)	(79382)	(3614)	(186034)	(3964)	(265416)	(7578)
	LCL	-	-	-	-	-	-	-	-
		-	-	-	-	-	-	-	-
	EMPTY	9874	176	22981	2020	32855	2196	55836	4216
		(11243)	(7)	(31934)	(83)	(43177)	(90)	(75111)	(173)
	TOTAL	107968	183	123082	2202	231050	2385	354132	4587
		(117895)	(357)	(111316)	(3697)	(229211)	(4054)	(340527)	(7751)
B. EXPORT	FCL	75245	372	102708	4228	177953	4600	280661	8828
		(83395)	(11)	(100829)	(302)	(184224)	(313)	(285053)	(615)
	LCL	-	-	-	-	-	-	-	-
		-	-	-	-	-	-	-	-
	EMPTY	32246	12	17285	42	49531	54	66816	96
		(37635)	(284)	(10009)	(2874)	(47644)	(3158)	(57653)	(6032)
	TOTAL	107491	384	119993	4270	227484	4654	347477	8924
		(121030)	(295)	(110838)	(3176)	(231868)	(3471)	(342706)	(6647)
C. TRANSHIPMENT	FCL	4285	0	370	0	4655	0	5025	0
	EMPTY	13599	0	2751	0	16350	0	19101	0
	TOTAL	17884	0	3121	0	21005	0	24126	0
D. GRAND TOTAL (A+B+C)		233343	567	246196	6472	479539	7039	725735	13511
		(238925)	(652)	(222154)	(6873)	(461079)	(7525)	(683233)	(14398)
E. ICD CONTAINERS :		414	0	743	0	1157	0	1900	0
MOVED OUT		0		0		0		0	-
		(0)	-	(0)	-	(0)		(0)	-
MOVED IN (FCL)		0		0		0		0	-
		(00)		(00)		(00)		(00)	
TOTAL		0		0		0		0	



TABLE - 7

**NUMBER AND SIZE OF SHIPS CALLED AT PORT DURING THE YEAR 2018 - 2019**  
(figures in tones)

SL. NO	Category	Number	SIZE		
			G.R.T.	N.R.T.	D.W.T.
<b>A.</b>	<b>CARGO CARRIERS :</b>				
1	CONTAINERS - Cellular	550 (469)	10678519 (8645631)	5627277 (4357852)	14020436 (10993705)
	Average		19415	10231	25492
	Maximum		43679	24458	57785
2	BREAK BULK:	173 (237)	2023237 (2310377)	1018923 (1172100)	2940819 (3433418)
	Average		11695	5890	16999
	Maximum		35820	21075	63520
3	DRY BULK:				
	- Conventional	153 (293)	4140794 (7909620)	2399312 (4570640)	7156190 (13591545)
	Average		27064	15682	46772
	Maximum		51255	31579	95692
	-Mechanical	182 (151)	6156543 (5056424)	3655621 (3012417)	10861126 (8887688)
	Average		33827	20086	59677
	Maximum		47984	27684	87340
4	LIQUID BULK:				
	-Crude	-	-	-	-
	- Product (POL & LPG)	70 (77)	1225762 (1358320)	466812 (494697)	1741847 (1889017)
	Average		17511	6669	24884
	Maximum		31150	14202	50209
	- Chemicals (AMN,P,ACID,S,ACID)	51 (46)	890984 (799260)	333862 (270578)	1107635 (940078)
	Average		17470	6546	21718
	Maximum		27546	11165	38518
	- Vegetable Oils	37 (45)	346393 (332102)	165621 (154536)	545180 (502759)
	Average		9362	4476	14735
	Maximum		22116	8678	31981
	Others (VCM, CAUS & EDC. )	28 (29)	162206 (174716)	62364 (70291)	222571 (248169)
	Average		5793	2227	7949
	Maximum		12141	5669	19125
5	LASH	-	-	-	-
6	RO - RO	-	-	-	-
<b>B.</b>	<b>Passenger Carriers</b>	-	-	-	-
		(-)	(-)	(-)	(-)
<b>C.</b>	<b>OTHERS:-</b>	-	-	-	-
<b>D</b>	<b>Small vessels at Zone 'B'</b>	126 (135)	35753 (38276)	14252 (15087)	46583 (50585)
	Average		284	113	370
	Maximum		299	127	500
	<b>GRAND TOTAL (A+B+C+D)</b>	1370 (1482)	25660191 (26624726)	13744044 (14118198)	38642387 (40536964)

Note: Figures in brackets relates to previous year 2017-18



TABLE - 8

Performance of Cargo ships (Zone "A" only) during the year 2018-19							
Sl. No.	Description	Container	Break	Dry Bulk		Liquid	Total
		Vessels - Cellular	Bulk	Mechanical (T.Coal)	Conventional	Bulk	
1	No of Ships handled (Zone A+B)	550 (469)	299 (372)	182 (151)	153 (293)	186 (197)	1,370 (1482)
2	a)Cargo handled (Zone A+B) (in tonnes)	14,955,544 (14191602)	1,471,886 (2290143)	9,799,320 (8007888)	6,508,120 (10584625)	1,607,537 (1508847)	34,342,407 (36583105)
	b)Transshipment	0 (0)	0 (0)	0 (0)	0 (0)	0 (0)	0 (0)
	Total 2 (a + b)	14,955,544 14,191,602	1,471,886 2,290,143	9,799,320 8,007,888	6,508,120 10,584,625	1,607,537 1,508,847	34,342,407 36,583,105
3	Av. Turn Round time- (in days) (Port a/c only)	0.78 (1.13)	2.25 (2.76)	3.04 (3.24)	2.76 (3.99)	1.69 (1.85)	1.69 (2.37)
4	Av. Turn Round time- (in days) (Port & Non Port account)	0.79 (1.13)	2.93 (3.37)	3.37 (3.49)	3.38 (4.67)	2.00 (2.17)	1.96 (2.69)
5	Av. Time Stay at berths (in days) (Port & Non Port)	0.74 (1.07)	2.85 (2.97)	2.87 (2.95)	2.93 (3.45)	1.89 (1.89)	1.78 (2.24)
6	Av. working time In days	0.73 (1.07)	1.87 (2.04)	2.45 (2.58)	2.08 (2.48)	1.56 (1.55)	1.43 (1.78)
7	Av. Pre berthing time -in days (Port a/c only)	0.00 (0.02)	0.03 (0.34)	0.44 (0.48)	0.37 (1.10)	0.06 (0.23)	0.12 (0.39)
8	Av. Pre berthing time -in days (Port & Non Port account)	0.36 (0.31)	1.07 (1.89)	1.74 (0.86)	0.79 (2.91)	0.65 (0.79)	0.75 (1.27)
9	Av. Non working time -in days (Port & Non Port account)	0.01 (0.00)	0.98 (0.93)	0.42 (0.37)	0.85 (0.97)	0.34 (0.34)	0.35 (0.46)
10	Av. Parcel size (in tonnes)	27192 (30259)	3080 (4040)	55054 (52973)	40077 (36267)	8628 (7675)	27310 (26658)
11	Av. Output per berth day -in tonnes	36564 (28301)	2129 (2133)	19201 (17973)	13687 (10408)	4560 (4062)	15353 (11961)
12	Percentage of non - Working time to total Time spent at berth -in (Port & Non Port account)	1.46% 0.00%	34.34% 31.20%	14.48% 12.41%	29.03% 28.17%	17.73% 17.86%	19.75% 20.53%

(Figures in brackets relate to previous year 2017-18)





**TABLE 10**  
**DISTRIBUTION OF NON WORKING TIME AT ALONG SIDE BERTHS ACCORDING TO REASONS 2018 -19**

PORT ACCOUNT/ NON PORT ACCOUNT( IN DAYS)																					
Sl. No	Category of Ship	No of ship handled	Non availability of berth	Strike by Port Workers	Equipment non availability	Equipment break down	Others	Total for Port Account	Absence of Workers	Shed congestion	For want of export cargo	Strike/ Stoppage	Power failure	Shipper account	Ship account	Agent option	Weather constraints	Waiting for sailing	Others	Total for non port account	GRAND TOTAL
1	2	3	4	5	6	7	8	9	10	11	12	13	14	15	16	17	18	19	20	21	22
1	Cashew Nuts In Bags	3	0.00	0.00	0.00	0.00	2.43	2.43	0.00	0.00	0.00	0.00	0.00	0.00	0.00	0.00	0.52	0.00	3.15	3.67	6.10
2	Cattle Feed	3	0.00	0.00	0.00	0.00	0.95	0.95	0.00	0.00	0.00	0.00	0.00	0.00	0.29	0.00	0.00	0.00	3.01	3.30	4.25
3	Caustic Soda Lye	9	0.00	0.00	0.00	0.00	0.26	0.26	0.00	0.00	0.12	0.00	0.00	0.00	0.00	0.00	0.00	0.00	2.67	2.79	3.05
4	Cement	17	0.00	0.00	0.00	0.00	6.55	6.55	0.00	0.00	1.69	0.00	0.00	0.00	3.98	0.00	1.80	0.00	6.85	14.32	20.87
5	Clinkers	2	0.00	0.00	0.00	0.00	0.88	0.88	0.00	0.00	0.00	0.02	0.00	0.00	0.00	0.00	0.09	0.00	0.72	0.63	1.71
6	Const. Materials	43	0.00	0.00	0.00	0.00	17.43	17.43	0.00	0.00	3.56	0.00	0.00	0.00	1.32	0.00	1.17	0.00	18.85	24.90	42.33
7	Container	550	0.00	0.00	0.00	0.00	1.01	1.01	0.00	0.00	0.00	0.00	0.00	0.00	0.00	0.00	0.00	0.00	4.98	4.98	5.99
8	Copper Slag	2	0.00	0.00	0.00	0.00	0.47	0.47	0.00	0.00	0.00	0.00	0.00	0.00	0.39	0.00	0.00	0.00	0.99	1.38	1.85
9	Cu Concentrate	8	0.00	0.00	0.00	0.00	3.24	3.24	0.00	0.00	5.43	1.07	0.05	0.00	5.00	0.00	0.60	0.00	7.33	19.48	22.72
10	Diesel Oil	6	0.00	0.00	0.00	0.00	0.23	0.23	0.00	0.00	0.00	0.00	0.00	0.00	0.00	0.00	0.00	0.00	2.32	2.32	2.55
11	Fly Ash	1	0.00	0.00	0.00	0.00	0.43	0.43	0.00	0.00	0.83	0.00	0.00	0.00	0.00	0.00	0.33	0.00	1.10	2.26	2.69
12	Furnace Oil	31	0.00	0.00	0.00	0.00	0.69	0.69	0.00	0.00	0.00	0.00	0.00	0.00	0.00	0.00	0.27	0.00	7.64	7.91	8.60
13	General Cargo	1	0.00	0.00	0.00	0.00	0.09	0.09	0.00	0.00	0.00	0.00	0.00	0.00	0.00	0.00	0.00	0.00	0.13	0.13	0.22
14	GGBFS	1	0.00	0.00	0.00	0.00	0.26	0.26	0.00	0.00	0.00	0.00	0.01	0.00	0.00	0.00	0.00	0.00	0.43	0.44	0.72
15	Granite	5	0.00	0.00	0.00	0.00	0.82	0.82	0.00	0.00	0.31	0.00	0.00	0.00	0.00	0.00	0.00	0.00	1.85	2.16	2.98
16	Gypsum In Bulk	3	0.00	0.00	0.00	0.00	0.52	0.52	0.00	0.00	0.00	0.00	0.00	0.00	0.00	0.00	0.00	0.00	1.03	1.03	1.55
17	I.Coal	87	0.00	0.00	0.00	0.00	11.99	11.99	0.00	0.00	0.00	0.05	0.00	0.00	0.35	0.00	1.99	0.00	25.59	27.98	39.97
18	limenite	1	0.00	0.00	0.00	0.00	0.33	0.33	0.00	0.00	0.00	0.00	0.00	0.00	0.00	0.00	0.00	0.00	0.39	0.39	0.72
19	Iron And Steel Materials	7	0.00	0.00	0.00	0.00	2.43	2.43	0.00	0.00	0.30	0.00	0.00	0.00	0.29	0.00	0.04	0.00	2.69	3.32	5.75
20	Iron Ore	4	0.00	0.00	0.00	0.00	0.38	0.38	0.00	0.00	0.00	0.00	0.00	0.00	0.00	0.00	0.00	0.00	1.04	1.04	1.42
21	Lime Stones	22	0.00	0.00	0.00	0.00	3.72	3.72	0.00	0.00	0.00	0.00	0.05	0.00	0.37	0.00	0.34	0.00	7.20	7.96	11.68



TABLE 10

## DISTRIBUTION OF NON WORKING TIME AT ALONG SIDE BERTHS ACCORDING TO REASONS 2018 -19

PORT ACCOUNT/ NON PORT ACCOUNT( IN DAYS)																					
Sl No	Category of Ship	No of ship handled	Non availability of berth	Strike by Port Workers	Equipment non availability	Equipment break down	Others	Total for Port Account	Absence of Workers	Shed congestion	For want of export cargo	Strike/ Stoppage	Power failure	Shipper account	Ship account	Agent option	Weather constraints	Waiting for sailing	Others	Total for non port account	GRAND TOTAL
1	2	3	4	5	6	7	8	9	10	11	12	13	14	15	16	17	18	19	20	21	22
22	Liquid Ammonia	28	0.00	0.00	0.00	0.00	0.79	0.79	0.00	0.00	0.43	0.00	0.08	0.00	0.00	0.00	0.00	0.00	5.74	6.25	7.04
23	Logs	24	0.00	0.00	0.00	0.00	7.28	7.28	0.00	0.00	0.00	0.00	0.00	0.00	1.51	0.00	0.97	0.00	15.75	18.22	25.50
24	Lpg	23	0.00	0.00	0.00	0.00	0.92	0.92	0.00	0.00	0.00	0.00	0.00	0.00	0.00	0.00	0.00	0.00	5.11	5.11	6.03
25	Machinaries	54	0.00	0.00	0.00	0.00	9.38	9.38	0.00	0.00	0.00	0.66	0.00	0.00	0.68	0.00	0.29	0.00	33.60	35.23	44.61
26	Mop	6	0.00	0.00	0.00	0.00	1.50	1.50	0.00	0.00	0.00	0.00	0.00	0.00	0.00	0.00	0.41	0.00	5.05	5.46	6.96
27	Naptha	10	0.00	0.00	0.00	0.00	0.25	0.25	0.00	0.00	0.00	0.14	0.00	0.00	0.00	0.00	0.00	0.00	7.50	7.64	7.89
28	Oil Cake/Copra	28	0.00	0.00	0.00	0.00	9.43	9.43	0.00	0.00	0.00	0.00	0.74	0.00	0.53	0.00	3.10	0.00	16.44	20.81	30.24
29	Other Finished Fertilizers	1	0.00	0.00	0.00	0.00	0.53	0.53	0.00	0.00	0.00	0.00	0.00	0.00	0.00	0.00	0.00	0.00	0.49	0.49	1.02
30	Palm Oil	37	0.00	0.00	0.00	0.00	1.14	1.14	0.00	0.00	0.00	0.31	0.00	0.00	0.07	0.00	0.66	0.00	11.26	12.30	13.44
31	Peas (Yellow)	1	0.00	0.00	0.00	0.00	0.45	0.45	0.00	0.00	0.00	0.00	0.00	0.00	0.35	0.00	0.04	0.00	1.33	1.72	2.17
32	Petroleum Coke	1	0.00	0.00	0.00	0.00	0.13	0.13	0.00	0.00	0.00	0.01	0.00	0.00	0.00	0.00	0.00	0.00	0.22	0.23	0.36
33	Phosphoric Acid	7	0.00	0.00	0.00	0.00	0.20	0.20	0.00	0.00	0.00	0.25	0.00	0.00	0.00	0.00	0.00	0.00	2.17	2.42	2.62
34	Rock Phosphate	9	0.00	0.00	0.00	0.00	3.14	3.14	0.00	0.00	0.00	0.04	0.00	0.00	0.10	0.00	0.18	0.00	4.35	4.68	7.82
35	Salt In Bulk	1	0.00	0.00	0.00	0.00	0.30	0.30	0.00	0.00	0.00	0.00	0.00	0.00	0.00	0.00	0.00	0.00	0.35	0.35	0.65
36	Soda Ash	2	0.00	0.00	0.00	0.00	0.95	0.95	0.00	0.00	0.00	0.00	0.00	0.00	0.00	0.00	0.00	0.00	0.74	0.74	1.69
37	Sulphur	4	0.00	0.00	0.00	0.00	0.97	0.97	0.00	0.00	0.00	0.00	0.00	0.00	0.21	0.00	0.09	0.00	3.50	3.80	4.77
38	Sulphuric Acid	16	0.00	0.00	0.00	0.00	0.32	0.32	0.00	0.00	0.00	1.98	0.00	0.00	0.00	0.00	0.00	0.00	5.18	7.16	7.48
39	T.Coal	155	0.00	0.00	0.00	0.00	14.41	14.41	0.00	0.00	0.00	0.20	0.26	0.00	3.18	0.00	1.51	0.00	47.23	52.38	66.79
40	Urea	2	0.00	0.00	0.00	0.00	1.91	1.91	0.00	0.00	0.00	0.00	0.05	0.00	0.13	0.00	0.31	0.00	2.54	3.02	4.93
41	Vinyl Chlorides	19	0.00	0.00	0.00	0.00	0.27	0.27	0.00	0.00	0.00	0.00	0.00	0.00	0.52	0.00	0.00	0.00	2.91	3.43	3.70
	Total	1234	0.00	0.00	0.00	0.00	109.40	109.40	0.00	0.00	12.67	4.72	1.24	0.00	19.26	0.00	14.72	0.00	271.40	324.03	433.43

Note: Excluding 9 Barge vessels, 1 Repair vessels, Including 1 double cargo vessel & 126 vessels handled at Zone "B"



**TABLE-11**  
**Berth Occupancy 2018-19**

Sl. No.	Name of berth	Type of berth	No.of days		% of Occupancy
			Available	Occupied	
<b>A. Along side berths</b>			<b>2917</b>	<b>1158</b>	<b>39.70</b>
1	Berth No.I	General Cargo	365	147.43	40.39
2	Berth No.II	General Cargo	365	154.10	42.22
3	Berth No.III	General Cargo	365	125.54	34.39
4	Berth No.IV	General Cargo	365	154.14	42.23
5	Berth No.V	General Cargo	365	172.61	47.29
6	Berth No.VI	General Cargo	365	173.81	47.62
7	Berth No.IX	General Cargo	365	204.03	55.90
8	Coastal Berth CBW	General Cargo	362	26.38	7.29
<b>B. Container Terminals</b>			<b>730</b>	<b>409.02</b>	<b>56.03</b>
9	Berth no. VII Operated by M/s.PSA Sical Terminals Ltd.,	<b>Container</b>	365	211.78	<b>58.02</b>
10	Berth No.VIII Operated by M/s.DBGT Container Terminals Ltd.,	<b>Container</b>	365	197.24	54.04
<b>C. Oil Jetty</b>			<b>365</b>	<b>114.95</b>	<b>31.49</b>
11	<b>Oil Jetty</b>	<b>Mechanised</b>	365	114.95	31.49
<b>D. Coal Jetties</b>			<b>796</b>	<b>476.05</b>	<b>59.81</b>
12	Coal Jetty I	Mechanised	0*	0.00	-
13	Coal Jetty II	Mechanised	365	286.84	78.59
14	North Cargo Berth – I (NCB – I)	Mechanised	365	162.01	44.39
15	North Cargo Berth – II (NCB – II)	Coal Conventional	66	27.20	41.21
<b>TOTAL</b>			<b>4808</b>	<b>2158.06</b>	<b>44.88</b>

Note: \* denotes Coal Jetty I berth will be dredging during the period 2018 - 19



**TABLE 12**  
**Container cargo and tare weight of containers 2018-19**

(In ' 000 tonnes)

Sl.No	Category	Container cargo	Tare weight	Total
1	Import	<b>5316</b>	<b>740</b>	<b>6056</b>
		(4924)	(697)	(5621)
2	Export	<b>8166</b>	<b>734</b>	<b>8900</b>
		(7870)	(701)	(8571)
	Total	<b>13482</b>	<b>1474</b>	<b>14956</b>
		(12794)	(1398)	(14192)

Note : Figures in brackets relate to previous year 2017-18



**TABLE - 13**  
**AVAILABILITY OF CARGO HANDLING EQUIPMENT DURING 2018-19**

Sl. No	Description	Required to meet traffic demand	Supplied (Average)	% short supply of equipment due to					No.of Units over hauled	No.of units under went Major repair	Remarks
				Absent of Staff (Avg)	Shortage of Eqpt.	Eqpt. Break down	Stoppage of work	Other reasons			
1.	Mobile Cranes	—	—	—	—	—	—	—	—	—	—
2.	Electric Wharf Cranes	312 (Shifts)	96%	—	—	0.25%	—	3.75%	—	—	—
3.	Floating Cranes	—	—	—	—	—	—	—	—	—	—
4.	Quay Cranes	—	—	—	—	—	—	—	—	—	—
5.	Yard Gantry Crane	—	—	—	—	—	—	—	—	—	—
6.	Top Lift Truck / Reach Stacker	—	—	—	—	—	—	—	—	—	—
7.	Tractors	—	—	—	—	—	—	—	—	—	—
8.	Others	—	—	—	—	—	—	—	—	—	—
9.	Front End Loaders	—	—	—	—	—	—	—	—	—	—
10.	Equipment deployed by M/s. Imcola Crane Company Pvt.Ltd, Mumbai 1. Harbour Mobile Cranes	—	—	—	—	—	—	—	—	—	—
	1.Crane No.1	558 Shifts	97.60	—	—	0.25	—	2.14	—	—	—
	2.Crane No.2	559 Shifts	95.53	—	—	2.58	—	1.88	—	—	—
	3.Crane No.3	600 Shifts	96.8	—	—	1.34	—	1.86	—	—	—



**TABLE - 14**  
**UTILISATION OF CARGO HANDLING EQUIPMENT 2018-19**

Sl.No.	Description	Number of Equipments	Total No. of hours available	Non availability due to				Available Working Hours (Net) (4)-(5+6+7+8)	Actual Working hours	% availability (9/4) X 100	% utilization on		Reasons for less utilization if any	Remarks
				Over hauling	Holiday & OT Time	Break down	Other reasons MTC				Net available hours [(10/9) x 100]	Gross available hours [10/4)x100]		
1	2	3	4	5	6	7	8	9	10	11	12	13	14	15
	<b>1. WHARF CRANES</b>												Less demand. During wind season. Cranes are stopped.	
A.	Hook (6T)	1	8760			2:15	512	8246	979	94.13	11.87	11.17		
B.	Hook (10T)	1	8760			43:45	564	8152	1143	93.05	14.02	13.04		
C.	Grab Crane G1	1	8760			8.05	278	8474	430	96.73	5.07	4.90		
D.	Grab Crane G2	1	8760			37.05	201	8522	310	97.28	3.63	3.53		
E.	Grab Crane G3	1	8760			17.30	246	8496	386	96.98	4.54	4.40		
F.	BOT Operator HMC Crane 1	1	8760			22.00	188	8550	2793	97.60	32.66	31.88		
	Crane 2	1	8760			226.00	165	8369	2772	95.53	33.12	31.64		
	Crane 3	1	8760			117.00	163	8480	3162	96.80	37.28	36.09		



Table – 15

## AVAILABILITY AND UTILISATION OF FLOATING CRAFTS

Sl. No.	Name of the Craft	Capacity	No. of Hours		No. of Acts	Year of Commission
			Stand by / watch duty	Put to use		
1.	M.T. Tuticorin	45T BP BHP	1996.09	187.91	131	2006
2.	M.L. Tuticorin	45T BP BHP	2071.25	112.75	76	2006
3.	M.L. Nallathanni	48 GRT	1546.00	638.00	566	Dec 2010
4.	M.L. Musal	48 GRT	2164.00	20.00	10	Dec 2009
5.	M.T. Ocean Endurance (Hired)	2x1470 KW	1401.20	782.80	720	Sep 2012
6.	M.T. Ocean Brave (Hired)	2x1471 KW	1478.80	705.20	685	Oct 2013
7.	Yojaka Dhatri (Hired)	500 BHP	1162.74	1021.26	812	Aug 2018
8.	Alaimagal	130 HP	2125.00	59.00	19	Mar 2018
9.	Pothigai	130 HP	2143.00	41.00	17	Mar 2018



**TABLE - 16**  
**Performance of Dredgers**

Port : V.O.Chidambaranar Port Trust

Year 2018-19

Sl.No.	Particulars	Unit	Name of Dredger(S)		Remarks
(1)	(2)	(3)	(4)	(5)	(6)
1	Quantity Dredged	Lakh m3			-Nil-
2	Working days	Days	—	—	
3	Non-working days		—	—	
	a) Sunday & Holidays	Days	—	—	
	b) Dry-docking	Days	—	—	
	c) Over- haul	Days	—	—	
	d) Repairs, maintenance & Bunkering	Days	—	—	
	e) Bad Weather	Days	—	—	
	f) Crew Shortage	Days	—	—	
	g) Others	Days	—	—	
4	Total Days ( 2+3)	Days	—	—	
5	Quantity dredged per working day				
6	Rate per Cu.m of dredging	Cum	—	—	
	a) including depreciation & Interest	Rs	—	—	
	b) Excluding Depreciation & Interest	Rs	—	—	



**TABLE – 17**  
**SHORE LABOUR PRODUCTIVITY FOR THE YEAR 2018– 2019**

Average Productivity

Commodities	No. of Hooks Worked	Hook hour Worked	Effective Hook hour Worked	Man Hours Worked	Effective Man hours Worked	Tonnage Handled	Per Hook	Per hook Hour	Average Productivity		
									Per effective hook Hour	Per man hour	Per effective man hour

In V.O.Chidambaranar Port there is no Shore Labour. The Labour Pool of cargo handling workers (including Shore Labourers) was managed and administered by Tuticorin Stevedores Association (TSA) from 1981 to 1999. From 01-01-2000 onwards the Labour Pool (including Shore Workers) is managed and administered by the V.O.Chidambaranar Port Trust Cargo Handling Labour Pool (TPTCHLP). The cargo handling workers in the Port were Merged with the Port by forming a Cargo Handling Division(CHD) under the control of Traffic Department with effect from 27.07.2011. The combined statement of Dock/Shore Labour Productivity is available in Table No 18.



**TABLE – 18**  
**SHORE LABOUR PRODUCTIVITY FOR THE YEAR 2018-19**

Sl. No	COMMODITIES	No. of Hooks worked	Hook available Hours	Effective Hook Hours	No. of Man Power	Total Man Hours worked	Total Effective Man Hours	Tonnage Handled	Average Productivity in MT					
									Per Hook	Per Hook Hr	Per Effective Hook Hrs	Per Man Hrs	Per Effective Man Hrs	Gang Shift Output
	1	2	3	4	5	6	7	8	9	10	11	12	13	14
	<b>Break Bulk</b>													
A	Bagged Cargo	551	4,133	3,030	11,451	85,883	62,978	154,654	280.68	37.42	51.03	1.80	2.46	280.68
B	Metals, iron, steel and Machinery	477	3,578	2,623	8,312	62,340	45,714	41,975	88.00	11.73	16.00	0.67	0.92	88.00
C	others	1,384	10,380	7,612	17,850	133,875	98,171	538,758	389.28	51.90	70.78	4.02	5.49	389.28
	<b>TOTAL (1)</b>	<b>2,412</b>	<b>18,090</b>	<b>13,265</b>	<b>37,613</b>	<b>282,098</b>	<b>206,862</b>	<b>735,387</b>	<b>304.89</b>	<b>40.65</b>	<b>55.44</b>	<b>2.61</b>	<b>3.55</b>	<b>304.89</b>
2	<b>Dry Bulk</b>													
A	Foodgrains	-		-	-	-		-	0.00	0.00	0.00	0.00	0.00	0.00
B	Others (Agg in bulk)	1,947	14,603	10,708	1,675	12,563	9,212	848,366	435.73	58.10	79.23	67.53	92.09	435.73
	<b>Total (2)</b>	<b>1,947</b>	<b>14,603</b>	<b>10,708</b>	<b>1,675</b>	<b>12,563</b>	<b>9,212</b>	<b>848,366</b>	<b>435.73</b>	<b>58.10</b>	<b>79.23</b>	<b>67.53</b>	<b>92.09</b>	<b>435.73</b>
	<b>Total (1+2)</b>	<b>4,359</b>	<b>32,693</b>	<b>23,973</b>	<b>39,288</b>	<b>294,660</b>	<b>216,074</b>	<b>1,583,753</b>	<b>363.33</b>	<b>48.44</b>	<b>66.06</b>	<b>5.37</b>	<b>7.33</b>	<b>363.33</b>
3	<b>Dry Bulk (By Grab)</b>													
	By GRAB	16,343	122,573	89,882	21,661	162,458	119,130	26,522,411	1,622.86	216.38	295.08	163.26	222.63	1,622.86
	<b>Total (3)</b>	<b>16,343</b>	<b>122,573</b>	<b>89,882</b>	<b>21,661</b>	<b>162,458</b>	<b>119,130</b>	<b>26,522,411</b>	<b>1,622.86</b>	<b>216.38</b>	<b>295.08</b>	<b>163.26</b>	<b>222.63</b>	<b>1,622.86</b>
4	<b>Total (1+2+3)</b>	<b>20,702</b>	<b>155,265</b>	<b>113,856</b>	<b>60,949</b>	<b>457,118</b>	<b>335,204</b>	<b>28,106,164</b>	<b>1,357.65</b>	<b>181.02</b>	<b>246.86</b>	<b>61.49</b>	<b>83.85</b>	<b>1,357.65</b>



**TABLE 19**  
**COMMODITY WISE EXPORT CARGO RECEIVED BY DIFFERENT MODES OF TRANSPORT DURING 2018-2019**

Sl No.	COMMODITY	RECEIVED BY RAIL		RECEIVED BY ROAD		RECEIVED BY CONVEYOR		RECEIVED THROUGH PIPELINE		TOTAL	
		TONNES	PERCENT	TONNES	PERCENT	TONNES	PERCENT	TONNES	PERCENT	TONNES	PERCENT
1.	CEMENT	13,161	0.13	92,237	0.91	0	0.00	0	0.00	105,398	1.03
2.	RICE	0	0.00	0	0.00	0	0.00	0	0.00	0	0.00
3.	CONTAINERS	69,606	0.68	8,830,334	86.65	0	0.00	0	0.00	8,899,940	87.33
4.	SALT	0	0.00	201	0.00	0	0.00	0	0.00	201	0.00
5.	CAUSTIC SODA LYE	0	0.00	63,451	0.62	0	0.00	0	0.00	63,451	0.62
6.	COPPER CONCENTRATE	0	0.00	75,999	0.75	0	0.00	0	0.00	75,999	0.75
7.	GRANITE STONE	0	0.00	24,185	0.24	0	0.00	0	0.00	24,185	0.24
8.	COPPER SLAG	0	0.00	8,310	0.08	0	0.00	0	0.00	8,310	0.08
9.	FLY ASH	0	0.00	8,052	0.08	0	0.00	0	0.00	8,052	0.08
10.	DIESEL	0	0.00	0	0.00	0	0.00	3007	0.03	3,007	0.03
11.	SULPHURIC ACID	0	0.00	0	0.00	0	0.00	0	0.00	0	0.00
12.	GARNET SAND	0	0.00	0	0.00	0	0.00	0	0.00	0	0.00
13.	IRON & STEEL MATERIALS	0	0.00	7,819	0.08	0	0.00	0	0.00	7,819	0.08
14.	MACHINERIES	0	0.00	22,001	0.22	0	0.00	0	0.00	22,001	0.22
15.	CON. MATERIALS	0	0.00	338,906	3.33	0	0.00	0	0.00	338,906	3.33
16.	COMPLEX	0	0.00	0	0.00	0	0.00	0	0.00	0	0.00
17.	F.R. MATERIALS- DAP	0	0.00	0	0.00	0	0.00	0	0.00	0	0.00
18.	OTHERS	0	0.00	633,792	6.22	0	0.00	0	0.00	633,792	6.22
	<b>TOTAL</b>	<b>82,767</b>	<b>0.81</b>	<b>10,105,287</b>	<b>99.16</b>	<b>0</b>	<b>0.00</b>	<b>3007</b>	<b>0.03</b>	<b>10,191,061</b>	<b>100.00</b>
	<b>Note: Private Operation</b>	<b>0</b>									
	<b>Total Export Railway Traffic</b>	<b>82,767</b>									



**TABLE 20**  
**COMMODITY WISE IMPORT CARGO DESPATCHED BY DIFFERENT MODES OF TRANSPORT DURING 2018 - 2019**

SL. NO	COMMODITY	DESPATCHED BY RAIL		DESPATCHED BY ROAD		DESPATCHED BY CONVEYOR (MECH)		DESPATCHED THROUGH PIPELINE		TOTAL	
		TONNES	PERCENT	TONNES	PERCENT	TONNES	PERCENT	TONNES	PERCENT	TONNES	PERCENT
1	FERTILIZERS	156,243	0.65	139,144	0.58	0	0.00	0	0.00	295,387	1.22
2	FR MATERIAL	0	0.00	489,795	2.03	0	0.00	0	0.00	489,795	2.03
3	PET.COKE	0	0.00	52,826	0.22	0	0.00	0	0.00	52,826	0.22
4	INDUSTRIAL COAL	105,305	0.44	4,535,658	18.78	0	0.00	0	0.00	4,640,963	19.22
5	DIESEL	0	0.00	0	0.00	0	0.00	19,864	0.08	19,864	0.08
6	EDIBLE OIL	0	0.00	377,928	1.56	0	0.00	0	0.00	377,928	1.56
7	FURNACE OIL	0	0.00	129,805	0.54	0	0.00	44,050	0.18	173,855	0.72
8	LPG	0	0.00	0	0.00	0	0.00	134,930	0.56	134,930	0.56
9	LIQ. AMMONIA	0	0.00	0	0.00	0	0.00	149,675	0.62	149,675	0.62
10	GYPSUM	0	0.00	146,984	0.61	0	0.00	0	0.00	146,984	0.61
11	NAPHTHA	0	0.00	0	0.00	0	0.00	261,784	1.08	261,784	1.08
12	VCM	0	0.00	75,371	0.31	0	0.00	0	0.00	75,371	0.31
13	CONTAINERS	0	0.00	6,055,604	25.07	0	0.00	0	0.00	6,055,604	25.07
14	RAW CASHEW	0	0.00	23,949	0.10	0	0.00	0	0.00	23,949	0.10
15	TIMBER LOGS	0	0.00	248,484	1.03	0	0.00	0	0.00	248,484	1.03
16	PULSES	0	0.00	15,000	0.06	0	0.00	0	0.00	15,000	0.06
17	LIME STONE	3,944	0.02	1,238,239	5.13	0	0.00	0	0.00	1,242,183	5.14
18	COPPER CONCENTRATE	0	0.00	86,377	0.36	0	0.00	0	0.00	86,377	0.36
19	THERMAL COAL	0	0.00	616,684	2.55	7,980,647	33.04	0	0.00	8,597,331	35.60
20	OIL CAKE/COPRA	0	0.00	183,652	0.76	0	0.00	0	0.00	183,652	0.76
21	OTHERS	0	0.00	879,404	3.64	0	0.00	0	0.00	879,404	3.64
	<b>TOTAL</b>	<b>265,492</b>	<b>1.10</b>	<b>15,294,904</b>	<b>63.33</b>	<b>7,980,647</b>	<b>33.04</b>	<b>610,303</b>	<b>2.53</b>	<b>24,151,346</b>	<b>100.00</b>
	Note : SPIC Cargo	<b>728,375</b>									
	Total Import Railway Traffic	<b>993,867</b>									



**Table -21  
EMPLOYMENT AT PORT / CHD AS ON 31.03.2019**

	Number of Category of Officials		Number of non cargo handling workers		Number of non cargo handling workers other than shore workers	Number of cargo handling shore workers	Number of Casual Workers	Others	Total
	Class I	Class II	Class III	Class IV					
<b>PORT</b>	70	46	283	94	—	—	—	—	<b>493</b>
<b>CHD</b>	—	—	175	114	—	—	—	—	<b>289</b>

**Table 22  
Particulars of Accidents - 2018 - 19**

Sl. No	Causation	Fatal		Non Fatal		Total	
		Port Area	Non Port Area	Port Area	Non Port Area	Port Area	Non Port Area
1	Persons falling	—	—	—	—	—	—
2	Falling Objects	1	—	—	—	1	—
3	Stepping on striking agin against or struck by objects	—	—	—	—	—	—
4	Caught in between objects	—	—	1	—	1	—
5	Over-exertion or wrong movements	—	—	—	—	—	—
6	Exposer to or contact with extreme temperature	—	—	—	—	—	—
7	Explosions	—	—	—	—	—	—
8	Exposer to or contact with harmful substances including radiations	—	—	—	—	—	—
9	Other cases	—	—	—	—	—	—
	<b>Total</b>	<b>1</b>	<b>—</b>	<b>1</b>	<b>0</b>	<b>2</b>	<b>0</b>



**Table 23**  
**FINANCIAL INDICATORS**

(Rs. In Crores)

Sl. No.	Description	Current Year 2018-19		Previous year 2017-18	
I.	Return on Capital				
	I. Capital Employed	1246.48		1160.75	
	ii. Rate of Return (Percent)	3.62%		8.69%	
II.	Operating Ratio				
	I. Operating Expenditure	267.16		241.53	
	ii. Operating Income	519.50		614.84	
	iii. Ratio (%)	51.43%		39.28%	
III.	Ratio of Cost to Earnings ( Activity –wise) Percentage of Cost to Earnings				
	ACTIVITIES	DIRECT COST ( Excluding Depreciation and Overheads		Total Cost (Including Depreciation and over heads)	
		Current year 2018-19	Previous year 2017-18	Current year 2018-19	Previous year 2017-18
	I. Cargo Handling and Storage	5.70%	5.32%	34.28%	32.09 %
	ii. Port and Dock Facilities for shipping	25.14%	27.28%	120.19%	122.73 %
	iii. Railway Workings	93.21%	95.81%	241.26%	248.28%
	iv. Rentable Lands and Buildings	21.39%	23.71%	64.16%	68.64%



**STATEMENT – 1**  
**STAFF STRENGTH AS ON 31.03.2018 & 31.03.2019 (PORT)**

Sl. No.	CATEGORY	As on 31.03.2018		As on 31.03.2019	
		Sanctioned Strength	Actual Strength	Sanctioned Strength	Actual Strength
1	CLASS - I	119	75	119	70
2	CLASS - II	64	44	64	46
3	CLASS - III	759	299	759	283
4	CLASS - IV	469	98	469	94
	<b>TOTAL</b>	<b>1411</b>	<b>516</b>	<b>1411</b>	<b>493</b>

**STAFF STRENGTH AS ON 31.03.2018 & 31.03.2019 (CHD)**

Sl. No.	CATEGORY	As on 31.03.2018		As on 31.03.2019	
		Sanctioned Strength	Actual Strength	Sanctioned Strength	Actual Strength
1	CLASS - I	1	0	1	0
2	CLASS - II	0	0	0	0
3	CLASS - III	324	211	324	175
4	CLASS - IV	396	152	396	114
	<b>TOTAL</b>	<b>721</b>	<b>363</b>	<b>721</b>	<b>289</b>



**STATEMENT – 2**

**Scheduled Caste / Scheduled Tribe reservation as on 31.03.2018 & 31.03.2019(Port)**

Sl. No.	CATEGORY	TOTAL NO. OF STAFF		AS ON 31.03.2018			AS ON 31.03.2019		
		AS ON 31.03.18	AS ON 31.03.19	SCHEDULED CASTE	SCHEDULED TRIBE	% Reservation of SC / ST	SCHEDULED CASTE	SCHEDULED TRIBE	% Reservation of SC / ST
1	CLASS I	75	70	8	1	12.00	5	0	7.14
2	CLASS II	44	46	6	3	20.45	7	3	21.74
3	CLASS III	299	283	78	28	35.45	69	22	32.16
4	CLASS IV	98	94	23	11	34.69	24	11	37.23
	<b>TOTAL</b>	516	493	115	43	30.61	105	36	28.60

**Scheduled Caste / Scheduled Tribe reservation as on 31.03.2019 & 31.03.2019 (CHD)**

Sl. No.	CATEGORY	TOTAL NO. OF STAFF		AS ON 31.03.2018			AS ON 31.03.2019		
		AS ON 31.03.18	AS ON 31.03.19	SCHEDULED CASTE	SCHEDULED TRIBE	% Reservation of SC / ST	SCHEDULED CASTE	SCHEDULED TRIBE	% Reservation of SC / ST
1	CLASS I	0	0	0	0	0	0	0	–
2	CLASS II	0	0	0	0	0	0	0	–
3	CLASS III	211	175	77	0	36.49	71	0	40.57
4	CLASS IV	151	114	65	0	43.05	54	0	47.37
	<b>TOTAL</b>	362	289	142	0	39.23	125	0	43.25

**STATEMENT – 3**

**Particulars of strike/Stoppage of work and Mandays lost in 2018-2019**

Sl.No.	Duration	Course of Strike / Stoppage	Category of employees & Unions	Mandays lost
1.	08.01.2019 & 09.01.2019	Nationwide strike against Government Policies on various issues including port sector	All Unions / Class - III & Class - IV employees	172 days



**STATEMENT -4****Particulars of Salaries and Earnings of Employees (2018-19)****(Rupees in Lakhs)**

Sl. No.	Nature of pay / Allowance	Class - I	Class - II	Class- III	Class - IV	TOTAL
1	Pay	280.71	134.11	3,942.93	2,322.49	6,680.23
2	Special Pay/Personal Pay	-	-	-	-	-
3	Variable Dearness Allowance	365.47	147.19	853.61	377.37	718.32
4	City Compensatory Allowance	-	-	-	-	-
5	House Rent Allowance	27.02	13.91	488.32	315.66	844.91
6	Overtime Allowances	-	0.33	309.30	264.55	574.18
7	Night Weightage Allowance	0.32	0.70	65.27	56.70	122.99
8	Washing Allowances	-	0.01	9.81	6.47	16.29
9	Conveyance Allowances	-	0.29	88.31	55.47	144.07
10	Other Allowances (Cafeteria all)	245.94	161.62	-	-	407.56
11	<b>Total</b>	<b>919.45</b>	<b>458.16</b>	<b>4,050.33</b>	<b>2,643.97</b>	<b>8,071.91</b>
12	Encashment of earned leave	5.66	2.15	284.57	54.79	347.16
13	Arrears of Pay	-	-	-	-	-
14	Productivity Linked Reward	6.77	4.45	38.80	24.97	74.99
15	<b>Grand Total</b>	<b>931.88</b>	<b>464.76</b>	<b>4,373.71</b>	<b>2,723.72</b>	<b>8,494.06</b>
	<b>No. of Employees (Avg)</b>	<b>72</b>	<b>45</b>	<b>469</b>	<b>236</b>	<b>822</b>
	<b>Average earning per employee</b>	<b>12.94</b>	<b>10.33</b>	<b>9.33</b>	<b>11.54</b>	<b>10.33</b>



**STATEMENT - 5**  
**PORT EMPLOYEES QUARTERS DETAILS AS ON 31.03.2019**

Category of Employees	Total Staff	Type of Quarters (in Numbers)							Total	% of Provisions
		I	II	III	IV	V	VI	VII		
Class I	66	-	-	4	7	9	2	1	23	34.85
Class II	45	-	-	5	8	-	-	-	13	28.89
Class III	271	2	26	32	17	-	-	-	77	28.41
Class IV	84	-	9	5	1	-	-	-	15	17.86
Covered under market rent	0	6	22	11	3	1	-	-	43	0
CHD	256	-	8	8	-	-	-	-	16	6.25
<b>Total</b>		<b>8</b>	<b>65</b>	<b>65</b>	<b>36</b>	<b>10</b>	<b>2</b>	<b>1</b>	<b>187</b>	



V.O.CHIDAMBARANAR PORT TRUST

Appendix-I

Schedules to Profit & Loss Account

STATEMENT SHOWING THE SUMMARY OF OPERATING EXPENDITURE BY TYPES

(Amount in ₹)

Description	For the period ending	
	31st March 2019	31st March 2018
Basic pay including Non - practising allowance	699,481,362	550,031,272
Variable Dearness Allowance	(71,832,481)	185,199,719
Night Weightage allowance	12,298,584	14,883,079
Overtime Allowance	57,418,343	60,903,315
House rent allowance	84,491,385	44,981,985
Other Allowances	56,792,631	73,640,528
Others	68,647,885	74,242,315
<b>* 1. Salaries &amp; Wages</b>	<b>907,297,709</b>	<b>1,003,882,213</b>
E201 Stores (General)	6,105	2,160,645
E202 Stores (Stationery and Printing)	7,327,552	3,892,937
E203 Stores (Uniform, stitching charges & food)	1,530,891	2,483,479
E204 Stores (Plant Operation)	62,442,991	82,477,433
E205 Stores (Repairs and Maintenance)	25,647,046	39,734,894
E207 Cost of Small quantity differences	30,029	-
E221 Stores (Medicines)	19,482,406	20,849,840
E222 Stores (Surgical & medical instruments)	2,553,630	2,279,549
E223 Stores (Chemical for hospitals)	101,063	89,201
E224 Stores (Linen items for hospitals)	350,445	72,097
<b>* 2. Stores</b>	<b>119,472,158</b>	<b>154,040,075</b>
E301 Postage, Rev. stamps, telegraphs - inclu	493,897	488,402
E302 Purchases - Furniture and Office Equipmen	5,308,673	2,594,506
E321 Travelling Allowance	12,771,271	9,710,062
E322 Travelling Allowance (Training)	637,116	1,419,449
E328 Leave Travel Concession	390,418	234,638
E330 Travelling Allowance (Medical Treatment)	936,697	915,532
E331 Medical expenses (Employees)	21,411,412	17,812,941
E332 Medical expenses (Pensioners)	31,668,549	27,401,094
E334 Medical expenses - Pvt. Hospitals (CHD)	55,674,107	56,138,367
E335 Hospital - diet charges	515,779	537,054
E336 Medical Expenditure - CISF (Referrals & Reim.)	3,483,800	8,043,822
E381 Miscellaneous Expenses (General)	16,247,999	31,774,708
<b>* 3. General Expenses</b>	<b>149,539,718</b>	<b>157,070,575</b>



(Amount in ₹)

Description	For the period ending	
	31st March 2019	31st March 2018
E451 Water Charges	6,539,714	(554,716)
E452 Electricity Charges	12,164,559	19,417,481
E453 Printing and publishing charges	2,002,731	3,443,304
E454 Cost of books and journals	126,421	119,832
E455 Telephone Charges	3,840,736	2,274,598
E461 Hire charges for tugs	136,299,619	136,681,663
E463 Hire charges for Vehicles	29,147,543	24,319,338
E464 Hire charges for patrol boats	4,895,436	9,927,081
E472 Rep & Main - Internal - by PORT	900,740	19,239
E473 Rep & Main. -External - through Contracts	505,103,969	271,472,001
E479 Advt.& Publicity Pert.to Tenders - Port	39,644,243	62,222,252
E481 Advertisement and Publicity	6,324,677	-
E482 Port security	158,463,409	154,280,466
E483 Trustee Fee, allowances, including TA	71,515	45,000
E484 Entertainment Expenses	1,987,126	2,225,522
E485 Legal Charges	54,132,256	18,863,861
E486 Training expenses	3,788,841	4,164,919
E487 Apprentices stipend	892,447	2,711,101
E488 R&D Expenses	15,975,693	-
E489 Professional service charges	61,870,038	33,247,705
E490 Rent paid on leased buildings	-	56,100
E501 Labour welfare	47,629,845	49,111,643
E502 Honorarium, Scholarships, Awards, Prizes	1,237,075	1,166,502
E503 Payment to IPA etc.	33,050,538	13,295,715
E505 Port's contribution to Emp. State Ins.	448,176	499,365
E511 Swachh Bharath Cess (Revenue Expenditure)	96,137	1,323,453
E521 Audit and Accountancy	6,000,000	6,000,000
E522 Insurance charges	40,175,128	840,623
E523 Rates and Taxes	12,943	1,885,394
E525 Licence Fees	11,240,746	2,904,378
E599 Depreciation	311,188,776	278,309,754
<b>* 4. Sundry Expenses</b>	<b>1,495,251,077</b>	<b>1,100,273,574</b>
<b>Grand Total</b>	<b>2,671,560,662</b>	<b>2,415,266,437</b>



**V.O. CHIDAMBARANAR PORT TRUST EMPLOYEES GENERAL PROVIDENT FUND TRUST**  
**BALANCE SHEET as on 31.3.2019**

(Amount in ₹)

As at 31st March 2018	Liabilities	As at 31st March 2019	As at 31st March 2018	Assets	As at 31st March 2019
289,323,347	Opening Fund Balance	286,381,115	1,442,498	Tax Deducted at sources	2,315,264
23,587,529	<b>Add:</b> Int. Paid to subscribers for 2016-17	6,759,137	5,622,986	Accrued Interest on Investments	4,049,855
119,092,610	Contribution from Subscribers	88,147,437	756,984	Advances	1,179,603
145,622,371	<b>Less:</b> Withdrawals	135,864,181	19,623,871	Amount due to Other Fund	21,066,465
<b>286,381,115</b>	<b>Sub Total</b>	<b>245,423,508</b>			
4,695,113	<b>Gen. Revenue - Retained Earnings A/C</b>		151,994,734	Investments	137,341,834
23,072,164	<b>Op. Balance</b> <b>Add:</b> Excess of Income over expenditure	19,470,040	113,999,991	Fixed Deposits	133,999,999
11,294,036	Amount due to Other Fund	38,098,545	14,524,433	Cash at Bank	3,039,072
17,476,931	<b>Less:</b> Interest Paid	-			
<b>307,965,497</b>	<b>Total</b>	<b>302,992,093</b>	<b>307,965,497</b>	<b>Total</b>	<b>302,992,093</b>



Appendix III

V.O. CHIDAMBARANAR PORT TRUST EMPLOYEES GENERAL PROVIDENT FUND TRUST

INCOME & EXPENDITURE ACCOUNT for the period ending March 2019

(In Rs)

Income		Expenditure	
Particulars	31st March 2019	Particulars	31st March 2019
Interest on Investments	19,619,813	GPF Expenditure	153,750
Other Income	3,960	Excess of Income over Expenditure	19,470,023
<b>TOTAL</b>	<b>19,623,773</b>	<b>TOTAL</b>	<b>19,623,773</b>

Appendix IV

V.O. CHIDAMBARANAR PORT TRUST GRATUITY TRUST BALANCE SHEET as on 31.3.2019

(In Rs)

As at 31st March 2018	Liabilities	As at 31st March 2019	As at 31st March 2018	Assets	As at 31st March 2019
587,639,179	Opening Fund Balance	715,195,421	669,720	Accrued Interest on Investments	-
207,300,000	Contribution from Revenue	-	71,203	Tax Deducted at sources	-
(58,644,747)	Excess of Income over Expenditure	(63,235,745)	3,821,080	Amount due from Revenue	-
1,026,826	Medical Scheme Subs. From Employees	639,800	877,850,363	Investments	-
146,807,354	Amount due to Other Fund	164,379,745	1,716,246	LIC	815,697,688
				Cash and bank Balances	1,281,533
<b>884,128,612</b>	<b>Total</b>	<b>816,979,221</b>	<b>884,128,612</b>	<b>Total</b>	<b>816,979,221</b>



## Appendix V

## V.O. CHIDAMBARANAR PORT TRUST EMPLOYEES GRATUITY FUND TRUST

INCOME &amp; EXPENDITURE ACCOUNT for the period ending 31st March 2019

(In Rs)

Income		Expenditure	
Particulars	31st March 2019	Particulars	31st March 2019
Interest on Investments	65,261,895	Payment of Gratuities	128,491,845
Excess of Expenditure over payment	63,235,745	Expenditure	5,795
<b>TOTAL</b>	<b>128,497,640</b>	<b>TOTAL</b>	<b>128,497,640</b>

## Appendix VI

V.O. CHIDAMBARANAR PORT TRUST EMPLOYEES PENSION FUND TRUST  
BALANCE SHEET AS ON 31ST MARCH 2018

(In Rs)

As at 31st March 2018	Liabilities	As at 31st March 2019	As at 31st March 2018	Assets	As at 31st March 2019
7,978,654,124	Opening Fund Balance	10,093,339,906	3,121,359	Accrued Interest on Investments	1,205,142
2,195,600,000	Contribution from Revenue	-	184,210	Tax Deducted at sources	-
(80,914,218)	Excess of Income over Expenditure	1,700,553,830	320,922,742	Amount due from Revenue	313,110,382
47,210,564	Pension payable	43,485,347	8,887,151	Investments	-
	Other payables	2,118,082	149,607,900	Fixed Deposites	120,063,151
286,075,369	Amount due to Other Fund	301,803,370	9,937,092,750	LIC	11,696,014,393
-	With hold Pension payable	-	6,809,727	Cash and bank Balances	10,907,467
<b>10,426,625,839</b>	<b>Total</b>	<b>12,141,300,535</b>	<b>10,426,625,839</b>	<b>Total</b>	<b>12,141,300,535</b>



## Appendix VII

V.O. CHIDAMBARANAR PORT TRUST EMPLOYEES PENSION FUND TRUST  
INCOME & EXPENDITURE ACCOUNT for the period ending 31st March 2019

(In Rs)

Income		Expenditure	
Particulars	31st March 2019	Particulars	31st March 2019
Interest on Investments	863,221,292	Commutation of Pension	168,379,870
Other Income	344,725	Pension Payments	997,679,806
Contribution	2,010,000,000	Pen. fund expenditure	6,952,511
		Excess of Income over Expenditure	1,700,553,830
<b>TOTAL</b>	<b>2,873,566,017</b>	<b>TOTAL</b>	<b>2,873,566,017</b>

## Appendix VIII

V.O. CHIDAMBARANAR PORT TRUST  
HBA LIQUIDATION FUND Balance Sheet as on 31st March 2019

(In Rs)

As at 31st March 2018	Liabilities	As at 31st March 2019	As at 31st March 2018	Assets	As at 31st March 2019
2,357,286	Opening Fund Balance	2,294,099	2,200,000	<b>Investments</b>	
	Retained Earnings (Op)		119,402	Fixed Deposits	2,100,000
47,464	Add: Receipts excess of Payments	(105,238)	4,849	Accrued Interest on Investments	68,296
<b>2,404,750</b>	<b>Closing Fund Balance</b>	<b>2,188,860</b>		Fund Tds-Interest -Investment- Receivable	8,796
	<b>Current Liabilities &amp; Provisions:</b>		63,814	Cash & Bank Balance	82,366
375,000	HBA Family Benefit Fund	-	391,685	Zero Balance clearing account	-
	Amount Due To Other Funds	70,598			
<b>2,779,750</b>	<b>TOTAL</b>	<b>2,259,458</b>	<b>2,779,750</b>	<b>TOTAL</b>	<b>2,259,458</b>



V.O. CHIDAMBARANAR PORT TRUST  
HBA LIQUIDATION FUND INCOME & EXPENDITURE ACCOUNT as on 31st March 2019

(In Rs)

Income		Expenditure	
Particulars	As at 31-Mar-19	Particulars	As at 31-Mar-19
Interest on Investments	144,779	HBA BEN -liquidation	250,000
Other Income	18	Bank Charges	35
Excess of Payments over Receipts	105,238		
<b>TOTAL</b>	<b>250,035</b>	<b>TOTAL</b>	<b>250,035</b>



## CAPITAL PLAN WORKS IN PROGRESS 2018-19

Sl. No	Name of the Scheme	RE 2018-19	Actuals 2018-19
<b>A</b>	<b>Civil Department</b>		
1	Capital Dredging including navigational Aids and Widening of Port Entrance	22.00	2.03
2	Providing Railway Track Between Marshalling Yard And Hare Island	15.00	24.08
3	Renovation and rectification of structural stability in Oil Jetty at North Breakwater in VOCPT	0	0.37
4	Up Gradation of Coal Jetty I & II including retrofitting works at VOCPT	40.00	45.36
5	Widening of the Existing Korampallam surplus course bridge and ROB.	20.00	22.55
6	Desalination plant for 1 MLD	2.00	0.85
7	Total Civil Department (A)	83.05	95.24
<b>B</b>	<b>Mechanical Department</b>		
1	Up gradation of Port Electrical system-Conversion of 8 pole structure to indoor control room	0.20	-
2	Conversion of outdoor type HT structure with Load Break Switch & Panels	5.85	-
	<b>Total MEE Department (B)</b>	<b>6.05</b>	<b>-</b>
	<b>Total Plan Schemes Works in Progress (A + B)</b>	<b>89.10</b>	<b>95.24</b>



## CAPITAL NON PLAN WORKS IN PROGRESS 2018-19

Sl. No	Name of the Scheme	RE 2018-19	Actuals 2018-19
<b>A</b>	<b>Civil Department</b>		
1	Renovation of the administrative office building first and second floor	0.10	-
2	Feasibility study on potential project – investigation & studies	0.10	-
3	Construction of dining hall in CISF barracks	0.20	-
4	Repairing of floor and providing Tiles to Type-IV quarters in vocpt.	0.60	-
5	Providing concrete road inside Coal yard	0.10	-
6	Renovation of existing sewage treatment plant	1.00	-
7	Renovation of Doors and ventilators of Warehouse No.I,II &III	0.10	-
8	Providing wind barrier western side of coal yard and east side of reclaimed area at inside green gate	1.50	-
9	Strengthening of North Breakwater	0.10	-
10	Reconstruction of Operation building at Coal Jetty - I	0.10	-
	<b>Total Civil Department (A)</b>	<b>3.90</b>	<b>-</b>
<b>B</b>	<b>Mechanical Department</b>		
1	IP based wireless CCTV Replacement of old CCTV cameras including supply & installation of additional CCTV cameras (Rs.70,95,600/-)	0.93	-
2	Supply, installation and commissioning of Energy management systems with smart metering	0.10	-
3	Providing Air Conditioning arrangements in the Administrative building in a phased manner	0.70	0.80
4	Revamping of existing fixed fire fighting system at oil jetty	0.39	-
	<b>Total MEE Department (B)</b>	<b>2.12</b>	<b>0.80</b>
<b>C</b>	<b>EDP Department</b>		
1	e-Office Implementation	0.40	-
2	Purchase of New PCs (Additional)	0.25	-
3	New PC purchase ( Replace 2009 Pcs)	1.00	-
4	Replacement of Old Servers	0.10	-
	<b>Total EDP Department ( c )</b>	<b>1.75</b>	<b>-</b>
	<b>Total Non Plan Schemes Works in Progress (A + B + C)</b>	<b>7.77</b>	<b>0.80</b>



## CAPITAL PLAN WORKS COMPLETED IN 2018-19

(Rs. In Crores)

Sl. No	Name of the Scheme	Actual Cost	Date of Completion
<b>A</b>	<b>Civil Department</b>		
1	Dredging in front of Coastal Cargo Berth CSIR study Third Party survey Marine Environment monitoring PMC Grant	68.00	21.04.2018
2	Resurfacing the bituminous Road over North Break Water from Red gate to North pier head in VOCPT	2.62	25.05.2018
3	Resurfacing and Widening the existing road from TTPS roundana to IOC Road	5.93	31.03.2019
4	Construction of North Cargo Berth - III at VOCPT on Engineering procurement and construction contract (EPC) Basis	35.28	24.07.2018
<b>B</b>	<b>EDP Department</b>		
1	Implementation of GST and Go-Live in VOCPT for SAP & POS	0.27	03.10.2018



## CAPITAL NON PLAN WORKS COMPLETED IN 2018-19

(Rs. In Crores)

Sl. No	Name of the Scheme	Actual Cost	Date of Completion
A	<b>Civil Department</b>		
1	Extension of Stage in CISF Barracks in VOCPT	0.03	25.08.2018
2	Construction of Shopping Complex near Port colony area at VOCPT. Electrification arrangement for Shopping Complex	3.62	01.03.2019
3	Construction of Operation Theatre with Sterilization room for Dental Unit	0.16	25.05.2018
4	Renovation of floor and providing floor tiles to Type II & III Quarters in VOCPT	1.97	31.01.2019
5	Construction of Swimming Pool in VOCPT	1.51	27.04.2018
6	Providing Verified tiles at Ground floor at Finance Department in VOCPT	0.08	29.06.2018
7	Supply and fixing furnitures in Chairman and Dy. Chairman office in Administrative building in VOCPT	0.04	23.07.2018
8	Providing modular furniture arrangement at Ground floor Finance Department in VOCPT	0.77	18.09.2018
	<b>Mechanical Department</b>		
1	Supply, installation, commissioning of Truck mounted High pressure water Mist Fog machine at VOCPT	0.78	18.08.2018
2	Supply, installation, commissioning of continuous air quality monitoring station at VOCPT	2.64	10.09.2018
3	Supply, & Fixing of LED luminaries for Govt., buildings of VOCPT	0.43	28.02.2019



## Appendix – XIV

## GREEN PORT INITIATIVE (MECHANICAL)

Sl. No.	Name of Work	Date of commencement	Date of completion	Remarks
1	Supply, Installation, Commissioning and Operation & Maintenance of continuous on line Ambient Air Quality Monitoring (CAAOM) stations at three different locations at VOCPT for a period 5 years	12.12.2017	11.09.2019	Under Operation
2	Supply, Installation, and Commissioning of Truck mounted High pressure water mist Fog machine at VOCPT including Operation & Maintenance for 3 years	05.05.2018	11.09.2018	Under Operation

## Appendix -XV

## PPP PROJECTS 2018 - 19 (MECHANICAL)

Sl. No.	Name of Work	Date of commencement	Date of completion / Expected Date of Completion	Project Cost (Rs. in Cr)
1	Conversion of 8 berth as container terminals on BOT basis for a period of 30 years	10.07.2013	Independent Engineer issued completion certification on 13.04.2018	312.23
2	Mobile Rubber tyred electrically operated Hoppers (8 Nos) for a period of 10 years on Revenue Share basis	22.12.2017	13.04.2018	38.10



## CAPITAL WORKS COMPLETED / COMMISSIONED IN 2018-19

## PLAN WORKS

Sl. No.	Name of the Scheme	Actual Cost (Rs .in Lakhs)	Date of completion / commission
1	Dredging in front of coastal cargo berth CSIR study Third party suuvey Marine Environment monitoring PMC Grant	6,800.11	21.4.2018
2	Resurfacing the bituminous road over North break water from Red gate to North Pier head in VOCPT	261.53	25.5.2018
3	Conducting Bathmatry survey in the inner Harbour Basin by deploying a hydraulics survey team at VOCPT	37.08	16.12.2018
4	Resurfacing and widening the existig road from TTPS roundana to IOC road at VOCPT	593.27	31.3.2019
5	Construction of North Cargo Berth - III at VOCP on Engineering procurement and construction contract (EPC) Basis	3,527.80	24.07.2018
6	Implementation of GST and Go-Live in VOCPT for SAP & POS.	27.20	03.10.2018



## CAPITAL WORKS COMPLETED / COMMISSIONED IN 2018-19

## NON-PLAN WORKS

Sl. No.	Details of work	Amount (Rs) in Lakhs	Date of completion
1	Extension of Stage and in CISF Barracks in VOC Port Trust	3.13	25.8.2018
2	Providing and fixing poly coated chainlink Fencing to develop the Customs Direct Port Entry (DPE) & Direct Port Delivery (DPD) inside truck parking terminal opposite of Fisheries College in VOCPT	3.04	28.6.2018
3	Supplying and Erecting of Data Entry cabin room of size 10'x 8' to Direct Port Entry (DPE)inside of truck parking terminal opposite fisheries college in VOCPT	4.40	30.6.2018
4	Construction of shopping complex near port colony area at VOC port. Electrification arrangement for shopping complex	361.74	1.3.2019
5	Construction of Operation theatre with sterilization room for dental unit	16.33	25.5.2018
6	Renovation of floor and providing floor tiles to Type-II and Type-III quarters in V.O.Chidambaranar Port Trust	197.28	24.7.2017
7	Construction of Swimming Pool in VOCPT	151.11	27.04.2018
8	Modification of workshop building to Direct port Entry inside of truck parking terminal opposite fisheries college in VOCPT.	24.01	13.08.2018
9	Providing vetrified tiles at ground floor at Finance Department in VOCPT	8.02	29.06.2018
10	Supplying and fixing furniture's in chairman & Dy.Chairman office in Administrative Building in VOCPT	3.90	23.07.2018
11	Providing Modular Furniture arrangement at ground floor Finance Department in VOCPT	76.70	18.09.2018
12	Supply, Installation, commissioning of Truck mounted high pressure water mist fog machine at VOCPT	77.50	18.8.2018
13	Supply, Installation, commissioning of continuous Air quality monitoring station at VOCPT	264.21	10.9.2018
14	Designing, supply & erection of testing & commisisoning of TUG AC for First & ground floor at Administrative building	78.30	22.12.2018
15	Supply and Fixing of LED luminaries for Govt. Buildings of VOCPT	43.13	28.02.2019





**Shri S. Natarajan, Deputy Chairman received the award from Shri P. Thangamani, Hon'ble Minister for Electricity, Prohibition and Excise on 03.05.2018**



**Shri T.K. Ramachandran, IAS., Chairman, V.O. Chidambaranar Port Trust interacting with the stakeholders and Port fraternity during the Shipping Summit organized at Tuticorin on 07.02.2019.**



Shri Rinkesh Roy, IRTS, Chairman, V.O. Chidambaranar Port Trust inaugurated the Pradhan Mantri Bharatiya Janaushadhi Pariyojana (PMBJP) Medical Store in the presence of Shri S. Natarajan, Deputy Chairman, V.O. Chidambaranar Port Trust at Beach Road on 25.06.2018.



Category: Transportation and Logistics



On behalf of Port, Smt. S. Shanthy, Financial Adviser & Chief Accounts Officer receiving the National Award for Excellence in Cost Management for the year 2017 from 'The Institute of Cost Accountants of India' under the category "Transportation and Logistics". on 16.10.2018.