



V.O.CHIDAMBARANAR PORT TRUST

41st Administration Report 2019 - 2020

(with Annual Accounts, Audit Report and Action Taken Notes)



**Certified Under
IMS – QMS ISO 9001:2015;
EMS ISO 14001:2015;
OHSAS 18001:2007
&
ISPS Code Compliant Port**



Shri Mansukh L Mandaviya, Hon'ble Union Minister of State (Independent Charge) for Ministry of Shipping and Minister of State for Chemical & Fertilizers briefing the media at the Port on 23.08.2019.



Shri T.K.Ramachandran, I.A.S., Chairman, Shri N.Vaiyapuri, Deputy Chairman, and Smt. S. Shanthi, Financial Adviser & Chief Accounts Officer receiving the National Award for Excellence in Cost Management for the year 2018 from Shri Subhash Chandra Garg, Secretary, Ministry of Power on 25.10.2019


V.O.CHIDAMBARANAR PORT TRUST

41st Administration Report 2019-20
(with Annual Accounts, Audit Report and Action Taken Notes)

Certified Under
IMS – QMS ISO 9001:2015;
EMS ISO 14001:2015;
OHSAS 18001:2007
&
ISPS Code Compliant Port



CHAIRMAN'S MESSAGE



PRESENTATION OF ADMINISTRATION REPORT FOR THE FINANCIAL YEAR 2019-20

I am pleased to place the 41st Administration Report of V.O.Chidambaranar Port Trust to the Central Government, as required under Section 106 of the Major Port Trusts Act, 1963.

The Administration Report consists of four Parts.

PART-I Contains Details of the origin, significant events in the development of Port and the growth of the Port since inception. The Citizen Charter consists of the Quality Management System, Environment Management System and ISPS compliance of the Port, OHSAS certification. Implementation of Right to Information Act, 2005, Mechanism for Redressal of Public Grievances.

PART-II Contains The Traffic and Financial performance of the Port and the various activities of the Port during the financial year 2019-20.

PART-III Contains Details of the Annual Accounts for the financial year 2019-20, Audit report and Action Taken on the Audit report.

PART-IV Contains Statistical details of the performance of V.O. Chidambaranar Port Trust. Every effort has been made in the Administration Report to highlight the performance of the Port in a transparent manner as required under the Major Port Trusts Act, 1963.

Performance & Achievements during 2019 - 20 : Highlights :

Some of the notable milestones and initiatives during FY 2019 - 20 are:

- i) V.O. Chidambaranar Port Trust created a new record by handling 27,546 Metric Tonnes of Rock Phosphate from the vessel MV. Ince Kastamonu on 24.06.2019 surpassing the previous Single Day record of 26,527 Metric Tonnes of Rock Phosphate from the vessel MV. Anemason 08.09.2012. M/s. Seatrans Ship Management is the Steamer agent and M/s Villavarayar & son is the Stevedore agent.

- ii) V O Chidambaranar Port Trust created a other new record by handling 1,80,597 Tonnes of cargo in a single day on 27.07.2019 surpassing the previous Single Day record of 1,77,639 Metric Tonnes on 16.11.2017. The major cargoes that contributed to the achievement are Limestone, Industrial Coal, Thermal Coal, Lime Stone, Clinkers, Rock Phosphate, Naptha, General Cargoes and Containerized Cargoes.
- iii) V.O. Chidambaranar Port Trust created another record by handling 4,524 TEUs of Container in a single day on 25.08.2019 surpassing the previous Single Day record of 4,402 TEUs on 14.08.2019
- iv) During August, 2019 the Port handled 80,474 TEUs of Containers surpassing the previous highest performance of 73,027 TEUs of containers handled during July, 2019 which is the highest ever number of TEUs handled by the Container Terminal in a single month so far at this Port.
- v) On 16.09.2019, V.O.Chidambaranar Port berthed a vessel with highest capacity of 95,708 DWT carrying a Parcel Size of 89,777 Tonnes at Berth No. IX. The Panama flagged vessel 'MV NBA VERMEER' with Length of 234.98 metres, Beam of 38 metres and draft of 14.16 metres arrived from the Port of Baltimore, United States of America with 89,777 Tonnes of Coal consigned to India Cements Limited. Previously, the highest parcel size vessel 'MV KMAX Emperor' with 85,224 tonnes of Limestones was handled at the Port on 25.07.2019.
- vi) M/S. Seaport Shipping Pvt Ltd has nominated a vessel MV ELETTRA' with Length of 254.52 metres, Beam of 43 metres and a parcel size of 93,353 Metric Tonnes of Lime stones. The vessel berthed to the port on 19.01.2020 and handled entire quantity at V.O. Chidambaranar Port Trust surpassing the previous highest volume of 89,777 Metric Tonnes of Lime stones handled at Port from the vessel MV NBA VERMEER berthed on 16.09.2019.
- vii) V.O. Chidambaranar Port Trust created a new record by discharging 55,020 Metric Tonnes of Coal in 24 hours at Berth No.9 through Harbour Mobile Crane from the gearless vessel MV. Agio Sostis on 03.02.2020, surpassing the previous record of 54,512 Metric Tonnes of Coal handled in 24 hours at Berth No.9 from the vessel M.V. Pacific Victory on 11.12.2018.
- viii) On a first of its kind in dry bulk transshipment operation, VOC port on 30.03.2020 handled the Mother Vessel MV EVA discharging 72564 MT of coking coal. The Cargo shall be transhipped through smaller vessels to Egypt. The first small vessel MV Discover berthed on 31.03.2020 for loading of

26500 MT of coking coal.

- ix) The port handled 8,03,719 TEUs of containers during the current financial year 2019-20 surpassing the previous financial year 2018 - 19 which is highest performance of 7,39,246 TEUs (PSA SICAL - 1,70,470 TEUs, DBGT - 6,33,249 TEUs).
- x) It is proposed to develop Berth No. 9 as Third Container Terminal on BOT basis for a period of 30 years at an estimated cost of Rs. 434.17 crores with a capacity of 6 Lakhs TEUs (7.2 MTPA).
- xi) It is proposed to develop NCB III through PPP mode for handling dry bulk cargoes with a capacity of 8.9 MTPA.
- xii) A Project to widen the road from TTPS roundana to link road roundana to 8.60m on both sides & once a length of 1577m and widening of Korampallam Surplus Course (KSC) Bridge and Rail over Bridge (ROB) over rail track of about 299m at a total project cost Rs. 41.55 Cr on EPC basis is nearing completing.

We, at VOC Port Trust look forward to keep the initiatives & growth momentum in the coming years, to realize the Port's vision of becoming the preferred Indian Port and an enabler of Economic activity in the Port ecosystem of the hinterland duly delivering our valued services to all our Stakeholders.

T.K.RAMACHANDRAN IAS.,
CHAIRMAN

BOARD OF TRUSTEES OF V.O.CHIDAMBARANAR PORT TRUST
FOR THE PERIOD OF 2019-20
FROM 01.04.2019 to 31.03.2020

1. Shri.T.K.Ramachandran I.A.S : Chairman
2. Shri. N. Vaiyapuri : Deputy Chairman (Till October, 2019)
Shri. Bimal Kumar Jha : Deputy Chairman (from February, 2020)
3. Sri. Prabakar, I.A.S : Addl.Chief Secretary (Till November, 2019)
Government of Tamilnadu
Highways & Minor Ports Department
Shri.Dr.K.Manivasan, I.A.S : Addl.Chief Secretary, (Till December, 2019)
Government of Tamilnadu
Highways & Minor Ports Department
Shri. Karthik, I.A.S : Addl.Chief Secretary, (From January, 2020)
Government of Tamilnadu
Highways & Minor Ports Department
4. Shri D.K. Rai : Director (SM),
Ministry of Shipping (Till March, 2020)
5. Shri N.Sreekumar, IRTS : Chief Freight Transportation Manager
Indian Railways.
6. Shri. K.V.V.G. Diwakar, IRS : Commissioner of Customs (Till October, 2019)
Shri.J.M Kennedy : Commissioner of Customs (Till November, 2019)
Shri. Anil. IRS : Commissioner of Customs (From December, 2019)
7. Shri. Rishi Mohan : Commanding Officer, INS Kattabomman
(Till November, 2019)
Shri. Aashish Kumar Sharma : Commanding Officer, INS Kattabomman
(From December, 2019)
8. Shri. Arvind Sharma : Commanding Officer,
Indian Coast Guard, Tuticorin.
9. Shri C. Gopi Krishnan : Surveyor
Mercantile Marine Department.
10. Shri R.Rusel : Representing Labour (From August, 2019)
11. Shri. P. Sankaralingam : Representing Labour (From August, 2019)



PRINCIPAL OFFICERS OF V.O.C PORT TRUST DURING 2019-2020

1. Shri. T.K.Ramachandran, I.A.S : Chairman
2. Shri.N.Vaiyapuri : Deputy Chairman
(Till October, 2019)
3. Shri. Bimal Kumar Jha : Deputy Chairman
(From February, 2020)
4. Shri. Ravindra Babu, IRSME : Chief Vigilance Officer
(Additional charges)
5. Smt. S. Shanthi : Financial Adviser &
Chief Accounts Officer
6. Shri.Surash Babu : Chief Mechanical Engineer
7. Shri.Girish P. Naik : Secretary
8. Shri.K.Ravi Kumar : Chief Engineer
9. Capt Bhabatosh Chand : Deputy Conservator
(Till April, 2019)
10. Capt. Pravin Kumar Singh : Deputy Conservator
(From July, 2019)
11. Shri. U. Rajendran : Traffic Manager
(Till June, 2019)
12. Shri. R. Prabakar : Traffic Manager
(From August, 2019)
13. Smt. Dr. Purnima Viraj G Purohit : Chief Medical Officer
(From 09.04.2019)

CONTENTS

Sl.No.	Description	Page No
PART I		
1.	Origin and Development of Port at Tuticorin	1
2.	Significant Development of the Port	3
3.	Traffic Performance of the Port since Inception	7
4.	Citizen Charter	8
5.	Quality Management System	9
6.	Environment Management System	9
7.	ISPS	9
8.	Work Environment	9
9.	Implementation of Reservation Policy	10
10.	Redressal of Public Grievances	11
11.	CSR - Activities	11
PART- II		
1.	Board of Trustees and Board Meetings	13
2.	Report on Traffic Performance	13
3.	Report on Financial Performance	27
4.	Report on Developmental Projects I. Comparison of Capital Expenditure ii. Capital Expenditure	31
5.	Committees	32
6.	Manpower	34
7.	Training	34
8.	Implementation of Official Language Policy and Programmes	34
9.	Port Safety	35
10.	Port Fire Service	35
11.	Port Maintenance	36
12.	Port Meteorological Observatory	36
13.	Port Medical Services	36
14.	Welfare measures	38
15.	Industrial Relations	42
16.	Port Security	42
17.	Significant Events	43
18.	Shipping Operations	44

PART – III		
1.	Balance Sheet as at 31.03.2020	45
2.	Schedules to the Balance Sheet	
	Schedule – 1 Reserves and Surplus Balances	48
	Schedule – 2 Secured Loan	49
	Schedule – 3 Fixed/Capital Assets	50
	Schedule – 4 Investments (Port)	51
	Schedule – 4-A Cash and Bank Balance	53
	Schedule – 5 Deferred Tax Liability	54
3.	Profit & Loss Account	55
4.	Profit & Loss Account	
	Schedule – 6 Income from Cargo handling & Storage Charges	56
	Schedule – 7 Income from Port and Dock Charges	56
	Schedule – 8 Income from Railway Activity	56
	Schedule – 9 Income from Estate Rental	56
	Schedule – 10 Expenditure on Cargo Handling & Storage	57
	Schedule – 11 Expenditure on Port and Dock facilities for Shipping	57
	Schedule – 12 Expenditure on Railway Activity	57
	Schedule – 13 Expenditure on Rentable Lands and Buildings	57
	Schedule – 14 Expenditure on Management and General Administration	57
	Schedule – 15 Finance and Miscellaneous income	58
	Schedule – 16 Finance and Miscellaneous expenditure	58
5.	Significant Accounting Policies	59
6.	Notes to Accounts of the Port for the Financial year 2019 – 20	62
7.	Cases Filed against Port and Pending before various Forums	66
	Tax Demands	68
	Disputes pending at various legal forums	70
	Appeals filed by M/s. PSA Sical	73
8.	Notes to Profit and Loss Accounts	74
9.	Audit Report & Action Taken Notes	76
PART – IV		
1.	Vital Port Statistics	89
2.	Traffic handled according to principal commodities	95
3.	Flag wise distribution of cargo handled	96
4.	Distribution of export cargo handled according to destination	101
5.	Distribution of import cargo handled according to origin	102
6.	Number and Type of containers handled 2019 – 20	104

7.	Number & size of ships called at V.O.C.Port	105
8.	Performance of cargo ships	106
9.	Distribution of pre – berthing detention according to reasons 2019-20	107
10.	Distribution of non – working time at berth according to reasons 2019-20	108
11.	Berth occupancy 2019-2020	110
12.	Container cargo and tare weight of containers – 2019-20	111
13.	Availability of cargo handling equipments– 2019-20	112
14.	Utilisation of cargo handling equipments– 2019-20	113
15.	Availability and utilization of floating crafts– 2019-20	114
16.	Performance of Dredger	116
17.	Shore Labour Productivity for the year 2019-20	117
18.	Shore labour productivity for the year 2019-20	118
19.	Commodity – wise export cargo received by different modes of transport	119
20.	Commodity – wise import cargo despatched by different modes of transport	120
21.	Employment at Port / CHD as on 31.03.2020	121
22.	Particulars of Accidents– 2019-20	121
23.	Financial Indicators– 2019-20	122
24.	Staff Strength as on 31.3.2020	123
25.	SC/ST reservation as on 31.03.2020	124
26.	Particulars of strike/Stoppage of work and man days lost in 2019-20	124
27.	Particulars of Salaries and earnings per employee in 2019-20	125
28.	Port Employees quarters as on 31.03.2020	126
29.	Additional schedule to Profit & Loss Account	127
30.	V.O.Chidambaranar Port Trust Employees General Provident Fund Trust Income & Expenditure for the year ending 31 st March, 2020	129
31.	V.O.Chidambaranar Port Trust Employees General Provident Fund Trust Balance Sheet for the year ending 31 st March, 2020	130
32.	V.O.Chidambaranar Port Trust Employees Gratuity Fund Trust Income & Expenditure for the year ending 31 st March, 2020	131
33.	V.O.Chidambaranar Port Trust Employees Gratuity Fund Balance Sheet for the year ending 31 st March, 2020	131
34.	V.O.Chidambaranar Port Trust Employees Pension Fund Trust Income & Expenditure for the year ending 31 st March, 2020	132
35.	V.O.Chidambaranar Port Trust Employees Pension Fund Trust Balance Sheet for the year ending 31 st March, 2020	132
36.	V.O.Chidambaranar Port Trust HBA Liquidation Fund Trust Income & Expenditure for the year ending 31 st March, 2020	133

37.	V.O.Chidambaranar Port Trust HBA Liquidation Fund Balance Sheet for the year ending 31 st March, 2020	133
38.	Capital Plan work in progress During 2019-20	134
39.	Capital Non plan work in progress During 2019-20	134
40.	Capital Plan works Completed /Commissioned during in 2019-20	134
41.	Capital Non plan work Completed / Commissioned during 2019-20	135
42.	Status of Capital Plan work in Progress Commenced Prior to 2019-20	135
43.	Capital Non Plan works Commissioned / completed During 2019-20	135
44.	Capital Non Plan works Commissioned / completed During 2019-20	136
45.	Green Port Initiative (Mechanical)	136
46.	PPP Projects 2019-20 (Mechanical)	137



V.O.CHIDAMBARANAR PORT TRUST



PART - I

ORIGIN AND DEVELOPMENT OF PORT

ORIGIN AND DEVELOPMENT OF PORT AT TUTICORIN

1.1 INTRODUCTION

The growth of economy and social improvement of a Nation depends on the development of the Ports in the Country. Ports are the bedrock of the economic development of a Country. They act as a centre for exchange of culture, language and as a bridge among the Nations, by facilitating economic co-operation. They also act as an elixir for solving the food scarcity and poverty alleviation. They are the catalysts for growth and facilitate increase in foreign exchange earnings.

1.2 HISTORY OF TUTICORIN

In Literature, the earliest mention has been made in 88 AD in Greek work "Periplus of the Erythrean Sea". In AD 124, the earliest reference was made by Ptolemy who has observed —"Country of Kareoi, in the Kolkhic Gulf, where there is a pearl fishery, Sosikourai and Kolkhoi and emporium at the mouth of the river Solan". There is little doubt that Ptolemy's Sosikuorai is no other place than Tuticorin. From AD 200 to AD 1000, no records pertaining to Tuticorin are available. However, the Tamil Literature of the period, Periyapuranam mention the pearls but ignore the source. James Harnell in his report to the Govt. of Madras has highlighted the Indian Pearl Fisheries of the Gulf of Mannar and discussed about Tuticorin. Although in Tamilnadu, there is a mention of Ports like Korkai, Puhar etc. Tamil literature and historical records have highlighted the Pearl Fisheries of Tuticorin and Trading in Pearls. The 7th to 9th Century AD were ruled by Pandya Kings and 10 to 12 Century AD was ruled by Chola Kings. There is a mention that there was a well guarded and natural Harbour where ships could anchor in safety in Tuticorin. Portuguese, Dutch and British ruled India in different time frames. Portuguese sailed into Tuticorin in 1532. In 1649, Dutch captured Tuticorin. Many European visitors particularly English travelers have meticulously recorded their impression of Tuticorin in 17th Century. The impression recorded by Philip Baldaeus, an English missionary, who visited Tuticorin in 1675 are graphic and valuable. The lucrative pearl fishery that flourished under the Dutch is vouchsafed by Jean De Lacome. The English East India Company took over the administration of Tuticorin and its other dependent cities like Kayalpattinam, Punnakayal, Manapad etc. on the 1st June 1825.

1.3 ROLE OF TUTICORIN IN INDIA'S INDEPENDENCE

Tuticorin became the citadel of freedom struggle in the early years of 20th Century. V.O.Chidambaram sowed the seeds of Nationalism and independence with the doctrine of Swadesism and boycott. After undergoing ordeals and struggle, he was able to launch the First Swadeshi Navigation Company in 1907. The Swadeshi vessels S.S.Galla and S.S.Lavo were



operated between Tuticorin and Colombo. Launching of Swadeshi ships despite adverse environment was an important milestone in freedom struggle. Patriots like Subramania Siva and Vanchi Iyer have helped V.O.Chidambaram in spreading the seeds of Indian Freedom to gain independence from the clutches of the colonial rule. Thus, Tuticorin played a significant role in the Independence struggle initiated by Mahatma Gandhiji.

1.4 HISTORY OF TUTICORIN OLD PORT

In 1842, a Light House was constructed in Tuticorin. Construction of a Light House was one of the important milestones for development of Tuticorin Harbour. The planned development of Tuticorin started in 1868. A pier at a cost of Rs.1,200/- was constructed initially. In 1873, Earl Buckingham, during his visit to Tuticorin ordered for strengthening of the pier. In 1887, the 100m pier was doubled. Subsequently, rails were laid to link Tuticorin Port with Railway Station. In 1894, wooden piers were replaced by steel structure. In 1895, reclamation of the area was undertaken at a cost of Rs.2 lakhs and a Port was built. In 1899, the railway lines were extended upto the Pier in Tuticorin Port.

1.5 HISTORY OF TUTICORIN NEW PORT

The proposal to construct a deep sea harbour at Tuticorin was first thought of in 1914, though it was not pursued due to the outbreak of first world war. The first proposal was by Sir Wolfe Lyster Barry and Partners to examine the Prospects of development of the Port. This was followed by Bristow project in 1920 and Palmer Committee Scheme. It was dropped due to financial crisis. In 1924, Tuticorin Port Trust Act was passed by the Madras Legislature. In 1929, Sir Bristow prepared the estimate at Rs.120 lakhs for this scheme and Rs.160 lakhs for Palmer Committee Scheme. Due to financial constraints again the scheme was abandoned.

In 1954, the Govt. of India appointed Chatterjee to examine the development of Tuticorin Port. He gave a proposal at an estimated cost of Rs.4.5 crores. In the meanwhile, a committee was constituted under the Chairmanship of Sir Ramasamy Mudaliar to examine linking up the development of Tuticorin with the feasibility of connecting the Palk Strait with the Gulf of Mannar at a cost of Rs.9.62 crores. In 1958, Tuticorin Port Development Council was constituted consisting of local leaders, business people as members. The committee appraised Pandit Jawaharlal Nehru and Chairman of the Planning Commission as well as Central and State leaders. Pandit Nehru after patient hearing, passed the Tuticorin Harbour Project at a cost of Rs.10.27 crores for 30 ft. Harbour with four alongside berths. Based on that, M/s.Madhurani and Chacko Committee recommended for development of Tuticorin Port. In 1964, Prime Minister Lal Bahadur Shastri inaugurated the construction work of New Port. In 1974, oil mooring was installed. In 1975, VOC Berths No. 1 & 2 were commissioned and in December 1976, VOC berths No.3 & 4 were



commissioned. The next important landmark was the integration of the erstwhile anchorage Port and Tuticorin New Harbour into an integrated Port Trust under the Major Port Trusts Act, 1963 w.e.f. 1st April, 1979. Subsequently, a number of developmental activities took place matching the spectacular increase in the rate of growth with time.

1.6 Significant Development of the Port

Period	Event
11.07.1974	Declaration of Tuticorin Port as a Major Port
13.07.1974	Commissioning of oil mooring berth
02.12.1975	Commissioning of first two along side berths (V.O.C. 1 & 2) 31.12.19
	Commissioning of next two along side berths (V.O.C. 3&4) 01.04.19
	Commissioning of the Port Trust Board
26.04.1980	Commissioning of Oil Jetty
01.03.1983	Commissioning of Coal Jetty - 1
09.05.1983	Commissioning of 5th along side berth (A.B.I)
01.01.1984	Commissioning of 6th along side berth (A.B.II)
27.02.1995	Commissioning of Coal Jetty - II
12.03.1996	Certification of ISO 9002
12.10.1996	Introduction of Night Navigation
15.07.1998	Licensing out Berth No. 7 to M/s. PSA SICAL
05.09.1998	Commissioning of 7th Berth
10.05.1999	Commissioning of Shallow Draught Berth
05.11.1999	Completion of Dredging in Harbour Basin (11.90M) and approach Channel (12.50M)
21.12.1999	Function as a World standard container terminal
17.10.2001	Introduction of Main line service to U.S
02.02.2002	Commissioning of Berth No. 8
23.04.2003	Switch over to ISO 9001 : 2001 standards
11.07.2003	Entering 30 year of existence as a Major Port
16.07.2003	Introduction of direct main line service to Europe
24.09.2003	Completion of dredging dock basin in front of berth No. 8



26.12.2003	Inclusion of our Port in Western Circuit of cruise tourism
10.07.2004	Silver Jubilee celebration
16.09.2005	ISO 14001 : 2004 Certificate of approval
14.07.2008	Commissioning of berth No. 9
01.07.2010	Inauguration of Replaced Wharf Crane in VOC Berth Concession Agreement signed with M/s. Tuticorin Coal Terminal Ltd., for Development of North Cargo Berth - II for handling bulk Cargoes
11.09.2010	Cargoes on DBFOT mode
11.09.2010	Concession Agreement signed for NCB - II with ABG - LDA Bulk handling India Pvt. Ltd.
30.12.2010	Inauguration of Capital Dredging
24.01.2011	Inauguration of construction of North Cargo berth II
11.02.2011	Name Changes as V.O.Chidambaranar Port Trust
06.03.2011	Inauguration of Passenger Terminal
13.06.2011	Launching of passenger ferry services - Tuticorin Colombo
27.07.2011	Merger of Cargo Handling Labour Pool with V.O.Chidambaranar Port Trust.
29.03.2012	Capital Dredging work completed
15.03.2014	Taken over of VTMS by Port
24.03.2014	Up-gradation of Mechanical Handling Infrastructure at VOCPT Berths (I to VI & IX) on BOO basis for a period of 10 years - commencement of operation
11.05.2014	Commencement of temporary operation at Berth No.8 using HMC's
01.10.2014	M/s. NTPL commenced the Commercial Operation of North Cargo Berth.
19.01.2015	Issue of Work order for dredging in front of NCB - II and 2 Nos Shallow Draught Berth.
15.02.2015	Grant of licence for deployment of 2 Nos. of floating cranes at VOCPT water limits for a period of 10 years for handling the Cargo in vessels at Anchorage
12.08.2015	Radiological Detection Equipment installed at the Port Entry Gates



	including the gate at extension Port (Zone B)
13.08.2015	100 KW Grid Connected Solar Power Plant Commissioned at Administrative Building
26.10.2015	Dredging in front of NCB II & 2 Nos of Shallow Draught berth completed
15.06.2016	Commencement of work for appointment of EPC contractor for Design, Construction and Maintenance of Truck Parking Terminal at the Port land opposite to Fisheries College.
23.06.2016	Commencement of work for construction of dedicated berth for handling Coastal Cargo at VOCPT
11.07.2016	500 KVA shore power supply facility for providing Shore supply to Vessels has been commissioned under Green Port Initiative.
21.09.2016	Mechanization of Cargo evacuation from 9th berth commencement of operation
03.11.2016	Commencement of work for integrated drainage system in Port area.
10.11.2016	2 Nos of Road Sweeping Machine have been put into operation as a Green Port Initiative
29.11.2016	400 KW Roof top Solar power Plant commissioned.
23.01.2017	Commencement of work for construction of New Shopping Complex near Port Colony area
01.02.2017	Commencement of work for re surfacing and widening the existing road from TTPS roundana to IOC road at VOCPT
31.03.2017	MOU Signed with M/s. Imcola Crane Company Ltd to deploy one No. additional HMC of 124 T Capacity
28.04.2017	Commencement of work for construction of NCB-III under EPC basis
02.01.2018	Agreement signed with VJR Port Terminal for development of Shallow Draught Berth for handling construction material under PPP mode
03.01.2018	One number of additional 124T harbor mobile crane commissioned
22.01.2018	Commencement of Work for upgradation of Coal Jetty – I & II
24.03.2018	Commencement of dredging in front of Coastal cargo Berth.
15.04.2018	Shri.Pon Radhakrishnan, Hon'ble Union Minister of State for Finance and Shipping Govt.of India laid the foundation stone for construction of net weaving hall at Mutharayar Colony, Thesapuram, Tuticorin.



03.05.2018	Won the "Roll of Honour 2017 award" from Tamilnadu Energy Development Agency, Chennai for installation of 500 KW Roof top Solar Power Projects.
09.05.2018	Commissioned the CCTV Control Centre at South Police Station, Tuticorin.
25.06.2018	Inaugurated the PradhanMantri Bharatiya Janaushadhi Pariyojana (PMBJP) Medical Store.
31.08.2018	Newly constructed berth was declared as Repair Berth on exclusively for facilitating vessel repairing.
30.11.2018	Vigilance Awareness Week, 2018 valedictory Function
12.12.2018	A mainline container Vessel M.V. WAH HAI 510 with an LOA of 268.8 meters was handled first time in the VOCPT
31.12.2018	Declaration of 14.2 m draft vessels in front of berth 8 th & 9th Berths
21.04.2019	Completion of Upgradation work of Coal Jetty I as a part of Upgradation of CJ I & II at a value of Rs. 97.76 Crores through M/s. SYS-EMAJAY
10.06.2019	An Memorandum of Understanding (MoU) was signed with Central Warehousing Corporation (CWC) for facilitating Direct Port Entry (DPE) e-sealed Factory stuffed Export Container to V.O. Chidambaranar Port, Tuticorin under 'Ease of Doing Business'.
25.10.2019	V.O. Chidambaranar Port has bagged National Award for Excellence in Cost Management for the year 2018, from 'The Institute of Cost Accountants of India' under the category "Transportation and Logistics
06.03.2020	Work order issued to M/s. SECI for carrying out PMC Services of the project namely, Design, Engineering, supply, construction, erection, testing and Commissioning of 5 MW (AC) grid connected ground based Solar PV Power plant along with 10 years plant O&M.



1.7 TRAFFIC PERFORMANCE OF PORT SINCE INCEPTION

The traffic performance of VOC Port Trust since Inception is given below :

Year	Cargo Traffic (in Lakh Tonnes)	Container Traffic (in TEUS)
1974-75	10.35	
1975-76	13.65	
1976-77	15.50	
1977-78	14.87	
1978-79	17.03	
1979-80	24.11	121
1980-81	26.31	9295
1981-82	27.06	5343
1982-83	32.29	718
1983-84	35.48	1072
1984-85	37.74	1233
1985-86	42.25	3186
1986-87	41.46	7192
1987-88	42.85	8038
1988-89	51.40	8782
1989-90	53.23	14115
1990-91	50.73	20206
1991-92	58.68	33776
1992-93	62.15	35010
1993-94	67.80	48110
1994-95	80.40	57000
1995-96	92.86	68619
1996-97	91.74	88769
1997-98	99.73	102464
1998-99	101.50	99512
1999-00	99.93	136612
2000-01	122.84	156978
2001-02	130.17	213509
2002-03	132.94	212925
2003-04	136.78	253880
2004-05	158.11	307310
2005-06	171.39	321060
2006-07	180.01	377102
2007-08	214.80	450398
2008-09	220.11	438548
2009-10	237.87	439948



2010-11	257.27	467752
2011-12	281.05	477096
2012-13	282.60	475599
2013-14	286.42	507735
2014-15	324.14	559727
2015-16	368.49	611714
2016-17	384.63	642103
2017-18	365.83	697631
2018-19	343.42	739246
2019-20	360.76	803719

2.0 CITIZEN CHARTER

2.1 Vision

- To become a pioneer in providing quality and efficient cargo handling facility in South India and its Hinterland.

2.2 Mission

- To be the preferred distribution hub of India
- To provide efficient seaport logistic for providing best value to our customers
- To augment capacity by developing international standard Port infrastructure and installing State-of-the-Art handling equipments
- To ensure quick turn-around of vessels by providing facilities, up gradation of equipments for efficient handling of cargo.

2.3 Values

- Total satisfaction of customer.
- Partnership with stakeholders.
- Commitment to Quality and Team Work.
- Fairness, Accountability and transparency in work.
- Consideration for social and natural environment.
- Value addition through productivity, safety and security.
- Considering the vision, mission and values, to provide efficient seaport and logistics service to best value of the customers and Results Framework Document was prepared to achieve the targets in the heads of following heads as per Ministry of Shipping guidelines.
 - To augment capacity of the Port by developing International Standard Infrastructure and installation of modern equipment.
 - To improve the draught in-front of the berths to handle bigger size vessels



according to the requirement.

- To provide efficient, prompt, safe and timely service to the trade at the optimum cost.
- To enhance road and rail facility to ensure improve speedy and safe evacuation of cargo facility.
- Continuously improve the services to meet the expectations of the Port Users, Trade, Employees, Pensioners and the Society by improving the Corporate Social Responsibility.
- To provide cost-effective operations through deep draft berths, highly mechanized and dedicated cargo handling facility.
- To improve the green cover in the Port Premises to maintain eco-friendly environment.

3. Quality Management System (ISO 9001-2015) **Quality Policy**

"To ensure customer satisfaction through continual improvement of facilities and services for maritime trade at optimum cost"

4. Environmental Management System (ISO 14001 : 2015) **Environmental Policy**

Port is committed to practice Pollution Prevention and Environmental Safety in its activities through implementation of Environmental Management System for Continual Improvement and Legal Compliance.

5. ISPS Security Policy

V.O.Chidambaranar Port Trust is committed to provide a safe and secure working environment to all its employees, Port Users, Ships and its personnel. This will be achieved by establishing and maintaining the required security measures to prevent unlawful acts against people, cargo and marine assets.

6. Work Environment

The Port Management has provided good work environment like proper ventilation at place of work, drinking water facilities, canteen, toilet, adequate lighting facilities, ambulance, first aid and personal protection equipments for operational Employees and Workers. Equipments safety is ensured by carrying out preventive maintenance promptly. The working area is kept clean. Adequate pollution control measures are taken up.



7. Implementation of Right to information Act, 2005

RTI Act is implemented from October, 2005 as per the directions of the Ministry. Appellate Authority, One public Information Officer and one Assistant Public Information officer are appointed to deal with the representations / appeals. Office of the Public information Officer functions as a Single Window Agency to facilitate general public to obtain information under RTI Act, 2005.

During the year 2019-20, 112/15 applications/appeals have been received and have been disposed off.

8. IMPLEMENTATION OF RESERVATION POLICY SALIENT FEATURES

- 1) 15% for SC and 7.5% for ST for Direct Recruitment on All India basis by open competition for Class-I & II posts.
- 2) 15% for SC and 7.5% for ST for promotion in respect of Class I to Class IV posts
- 3) 27% for OBC for Direct Recruitment on All India basis by Open Competition for Class I to IV posts.
- 4) 19% for SC and 1% for ST for Direct Recruitment on a Local or Regional basis for Tamil Nadu for Class III & IV posts.
- 5) 4% Physically Handicapped - PH
 - a) 1% Visually Handicapped - VH
 - b) 1% Hearing Handicapped - HH
 - c) 1% Orthopedically Handicapped - OH and
 - d) 1 % autism, intellectual disability, specific learning disability and mental illness and multiple disabilities from amongst persons under clauses (a) to (c) including deaf-blindness in the post identified for each disabilities) for promotion and Direct Recruitment.
- 6) 10% and 20% for Ex-servicemen in Direct Recruitment in Class-III & IV posts respectively.

As per Regulation 7 of the Tuticorin Port Trust Employees (Recruitment, Seniority and Promotion) Regulations, 2008, orders issued by the Central Government from time to time for the reservation of posts under it, (whether by direct recruitment or promotion) in favour of Scheduled castes and Scheduled castes and scheduled tribes, Ex-serviceman, Dependents of those killed in action, Physically handicapped persons and other special categories of persons, will apply mutatis mutandis to all appointments covered by Tuticorin Port Trust Employees (Recruitment, Seniority and Promotion) Regulations, 2008. In view of the above, orders of the Central Government issued from time to time with regards to reservations are being followed in this Port.



For the precise monitoring of implementation of Reservation policy in V.O.Chidambaranar Port Trust, two Officers at the level of Senior Class I officers belonging to reserved community have been nominated as Liaison Officers, one for SC/ST and another for OBC.

The Liaison Officers are periodically inspecting the Registers maintained for the Post based roster points and an officer from the reserved community is included in the committee for filling up of the posts under Direct recruitments and Departmental Promotions.

9. REDRESSAL OF PUBLIC GRIEVANCES:

In compliance with the direction from Ministry of Shipping, for strengthening the Public Grievance Redressal Machinery, Chairman, V.O.Chidambaranar Port Trust had appointed the Secretary of the Port Trust as Director for redressal of grievances on 7.12.2005. The details of Director of Grievances are furnished below:

Secretary (Director of Public Grievances)
V.O.Chidambaranar Port Trust,
Harbour Estate, Tuticorin – 628 004
Ph: (Off) 0461-2352232 Fax: 0461- 2352301
e.mail:secretary@vocport.gov.in

The above details were sent to Department of Administrative Reforms & Public Grievances, Ministry of Personnel, Public Grievances and Pensions, New Delhi with a copy to Ministry of Shipping, New Delhi for information, during September, 2007 for publishing in the website called Centralized Public Grievances Redress and Monitoring System (CPGRAMS). The Portal also facilitates to receive Grievances lodged online through internet by the citizens from any geographical locations. In addition to the above, Chairman and Deputy Chairman are also sparing time in week days for redressing the grievances of persons expeditiously. Apart from meeting Chairman and Deputy Chairman, the employees and Port Users meet all Heads of Department to redress their grievances pertaining to concerned Department.

10. CSR ACTIVITIES

Ministry of Shipping issued guidelines vide letter No. PD-25021/10/2011-PD-II dated: 2.12.2011 on Corporate Social Responsibility (CSR) for Major Ports to identify CSR activities for every financial year within the allotted budget and time limits prescribed for the implementation of schemes according to the guidelines. Subsequently, Ministry of Shipping also forwarded another letter No. CD-11020/4/2013-Coord dated 14/06/2013 enclosing new guidelines on CSR and sustainability for Central Public Sector Enterprises issued by the Department of Public Enterprises



vide their OM dated 12/04/2013. Further, Ministry of Shipping also forwarded new guidelines on CSR and sustainability for Central Public Sector Enterprises with effect from 1.4.2014 in reference No.CD-11053/5/2014-Coord dated: 29.10.2014. The Port CSR policy was prepared based on the guidelines issued by the Ministry of Shipping from time to time.

The Port had made financial assistance to various agencies like District Administration, Thoothukudi City Municipal Corporation, NGOs and other Agencies for executing various social development works in and around Tuticorin under CSR Scheme.

**CORPORATE SOCIAL RESPONSIBILITY
(ALLOCATION AND APPROVED EXPENDITURE)**

Sl.No	Details	Rs. in Lakhs	
		2018-19	2019-20
1	Budget Allocation made	201.65	135.39
2	Balance B/fd from previous year	474.16	537.36
3	TOTAL (1+2)	675.81	672.75
4	Less: Proposals Sanctioned	138.45	671.92
5	Balance C/fd (3-4)	537.36	0.83





V.O.CHIDAMBARANAR PORT TRUST



PART - II

TRAFFIC AND FINANCIAL PERFORMANCE OF THE PORT

1. BOARD OF TRUSTEES AND BOARD MEETINGS

V.O.Chidambaranar Port Trust is an Autonomous Body administered by Board of Trustees constituted under Chapter II Section 3(1) of the Major Port Trusts Act 1963 by the Central Government. The Board consists of Chairman, Deputy Chairman and Seventeen Trustees and functions under the administrative control of the Ministry of Shipping, Government of India.

Board Meetings:- Five Ordinary Meetings one Special Board Meeting of the Board of Trustees were conducted during the Financial year 2019-20.

2. REPORT ON TRAFFIC PERFORMANCE

During the current financial year 2019-20, V.O. Chidambaranar Port Trust handled cargo traffic of 360.76 lakh tonnes over the previous year cargo traffic of 343.42 lakh tonnes, registering an increase of 5.05 %. Compared with the target set by the Ministry at 360.41 lakh tonnes, this performance has an increase of 0.10%. The Port handled a record throughput of 8,03,719 TEUs of Containers in the year 2019-20 as compared to previous year's container traffic at 7,39,246 TEUs., (increase of 8.72 %.). The Imports accounted for 258.19 lakh tonnes registering an increase of 6.91%. Exports accounted for 102.48 lakh tonnes registering an increase of 0.56 % and bulk Transhipment accounted for 0.09 lakh tonnes compared to the previous year.

2.1 Traffic at a glance:

Sl No.	DESCRIPTION	2018-19	2019-20	% VARIATION
1.	Total Cargo Handled (In Lakh Tonnes)	343.42	360.76	(+) 5.05
2.	Imports (In Lakh Tonnes)	241.54	258.19	(+) 6.91
3.	Exports (In Lakh Tonnes)	101.88	102.48	(+) 0.56
4.	Transhipment (In Lakh Tonnes)	0.00	0.09	-
5.	Container (In TEUs)	7,39,246	8,03,719	(+) 5.97



Table 2.2: Traffic handled according to Principal Commodities 2019 – 20 (IN MMT)

MAJOR PORTS	ACTUAL TRAFFIC		% OF VARIATION AGAINST PREVIOUS YEAR	RANK
	2018-19	2019-20		
VISAKHAPATNAM	65.301	72.722	11.36	1
COCHIN	32.022	34.038	6.30	2
KANDLA	115.402	122.499	6.15	3
V.O.CHIDAMBARANAR	34.342	36.076	5.05	4
PARADIP	109.275	112.689	3.12	5
Kolkata Dock System	18.551	17.303	-6.73	-
Haldia Dock Complex	45.212	46.68	3.25	-
KALKATA	63.763	63.983	0.35	6
MUMBAI	60.588	60.524	-0.11	7
JNPT	70.706	68.449	-3.19	8
NEW MANGALORE	42.508	39.145	-7.91	9
ENNORE	34.497	31.747	-7.97	10
MORMUGAO	17.683	16.019	-9.41	11
CHENNAI	53.012	46.759	-11.80	12
TOTAL	699.099	704.65	0.79	



2.3 Traffic Performance from 2015-16 to 2019 - 20

(In Lakh Tonnes)



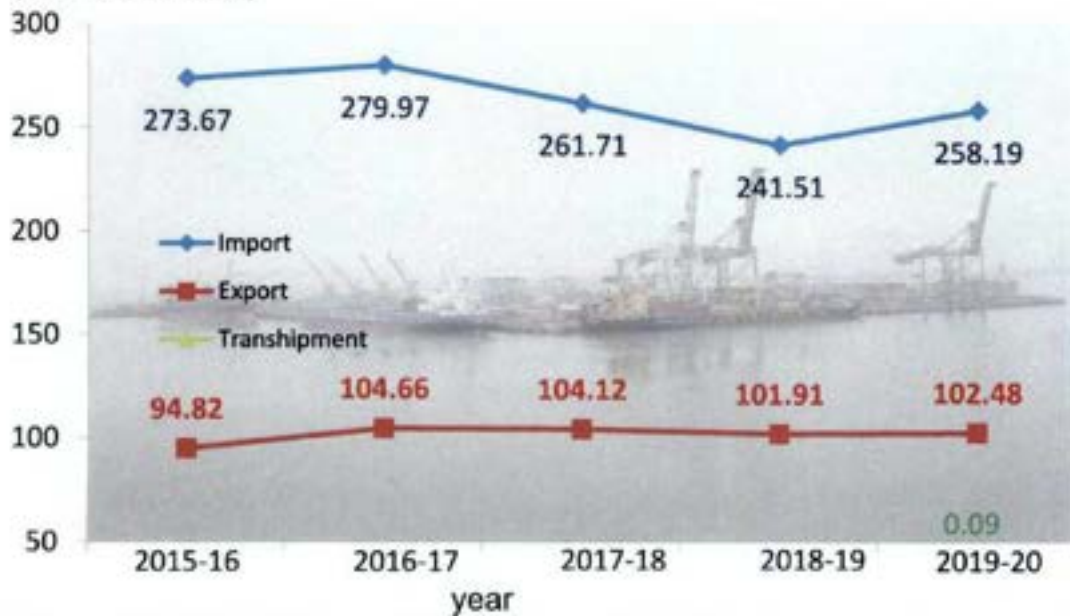
2.4 Container Traffic from 2015-16 to 2019 - 20

(In Teus)



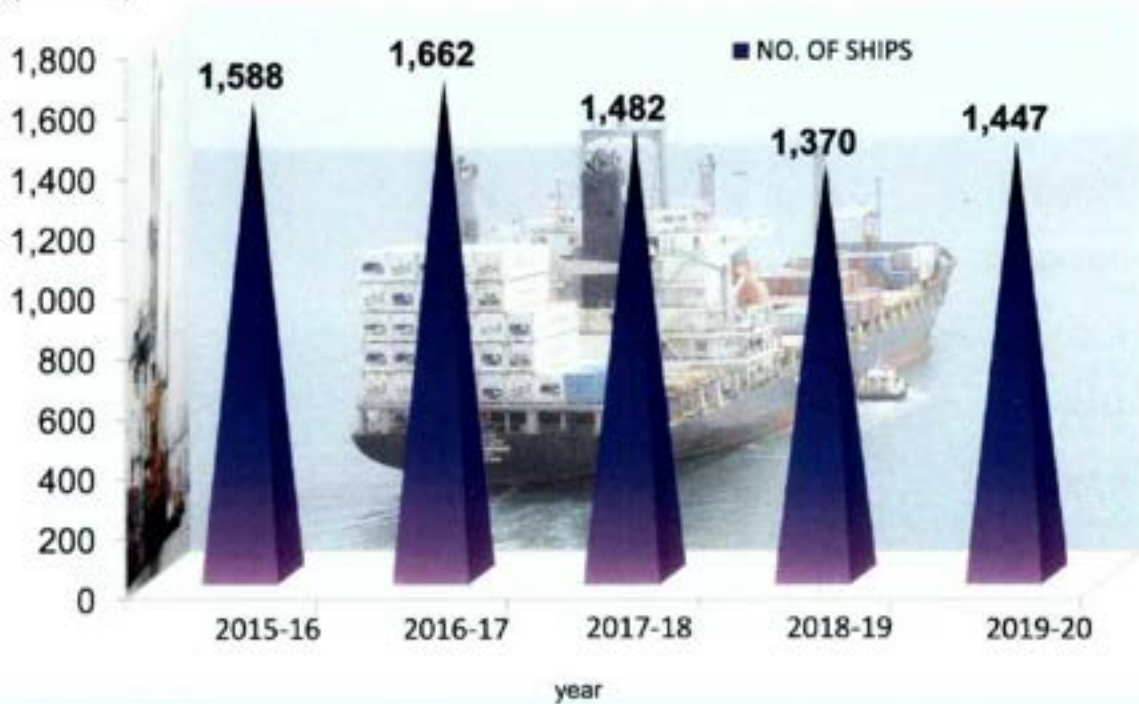
2.5 Import / Exports / Transhipment from 2015-16 to 2019 - 20

(In Lakh Tonnes)



2.6 Ships Handled from 2015-16 to 2019 - 20

(In Nos)



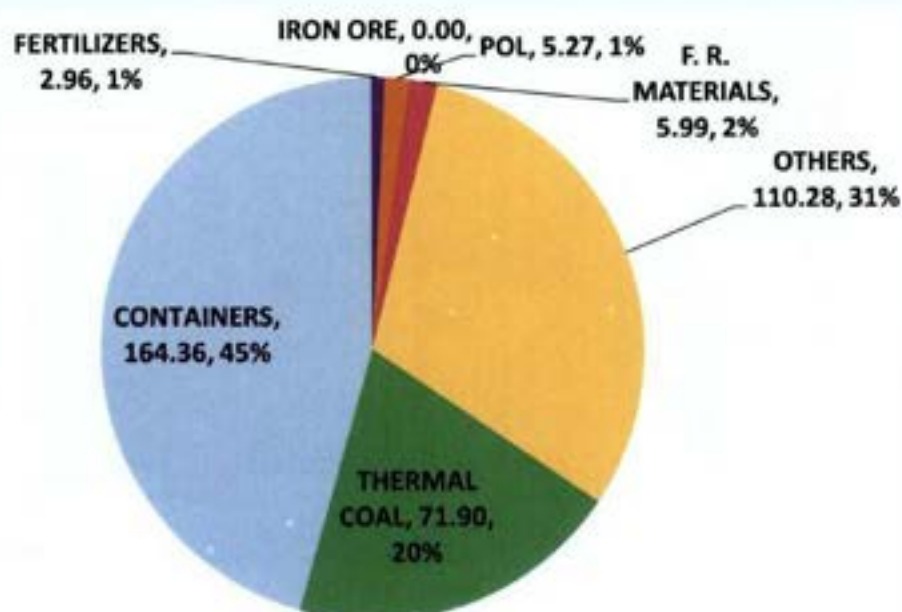
2.7 Principle commodity-wise Traffic 2019-20

(in Lakh Tonnes)

Sl. No	CARGO	Actuals 2018-19	Ministry's Target 2019-20	Actuals 2019-20	Variation to Target (in %)	Variation to previous year (in %)
1	POL	5.93	6.22	5.27	(-) 15.27	(-) 11.13
2	Iron Ore	2.15	1.00	0.00	-	-
3	Fertilizers	2.95	3.10	2.96	(-) 4.52	(+) 0.34
4	Fertilizers Raw Materials	4.90	5.14	5.99	(+) 16.54	(+) 22.24
5	Thermal Coal	85.97	83.68	71.90	(-) 14.08	(-) 16.37
6	Containerized Cargo	149.56	164.91	164.36	(-) 0.33	(+) 9.90
7	Other Cargo	91.96	96.36	110.28	(+) 14.45	(+) 19.92
	Total	343.42	360.41	360.76	(+) 0.10	(+) 5.05
8	Containers (In TEUs)	7,39,246	8,23,773	8,03,719	(-) 2.43	(+) 8.72

Cargo Profile of Traffic handled during 2019-20

(360.76 Lakh Tonnes)



Comparison with Target of the Ministry for 2019-20:

An Increase of 0.10% in Traffic, higher than the Ministry's target of 360.41 Lakh tonnes was due to handling higher volume of Fertilizer Raw Material (Dry) 5.99 Lakh Tonnes (+) 16.54 % and Other Cargoes (including I.Coal, Limestone, Construction Materials, Pet Coke, Sulphuric Acid etc...,) 110.28 Lakh Tonnes (+) 14.45 %.

Comparison with Actuals in the previous year 2018-19:

An Increase of 5.05 % was compared to the previous year due to handling higher volume of (i) Fertilizer 2.96 Lakh Tonnes (+) 0.34%, (ii) F.R. Materials (Dry) 5.99 Lakh Tonnes (+) 22.24%, (iii) Containerised Cargoes 164.36 Lakh Tonnes (+) 9.90 % and Other cargoes 110.28 Lakh Tonnes (+) 19.92 %.

2.8 Traffic Trend

The Trend of Traffic of the Principal Commodities for the past 5 years is given in the following Charts:-

2.8.1 POL Products Traffic from 2015-16 to 2019 - 2020



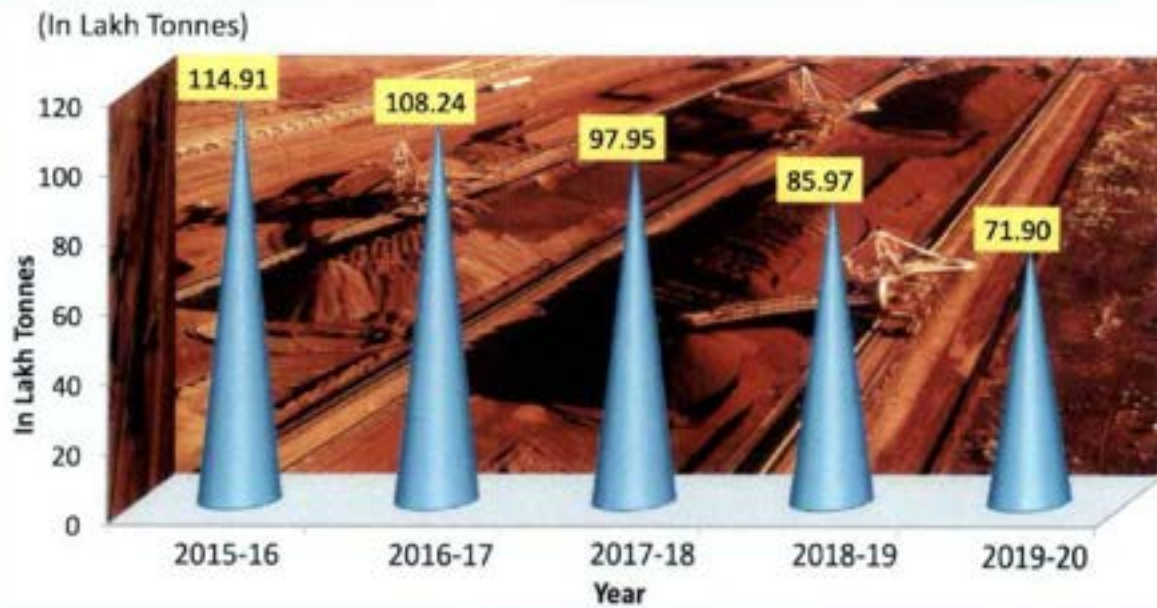
2.8.2 Fertilizer Traffic from 2015-16 to 2019 - 2020



2.8.3 Fertilizer Raw Material Traffic from 2015-16 to 2019-20



2.8.4 Thermal Coal Traffic from 2015-16 to 2019 - 2020



2.8.5 Iron Ore Traffic from 2015-16 to 2019-2020



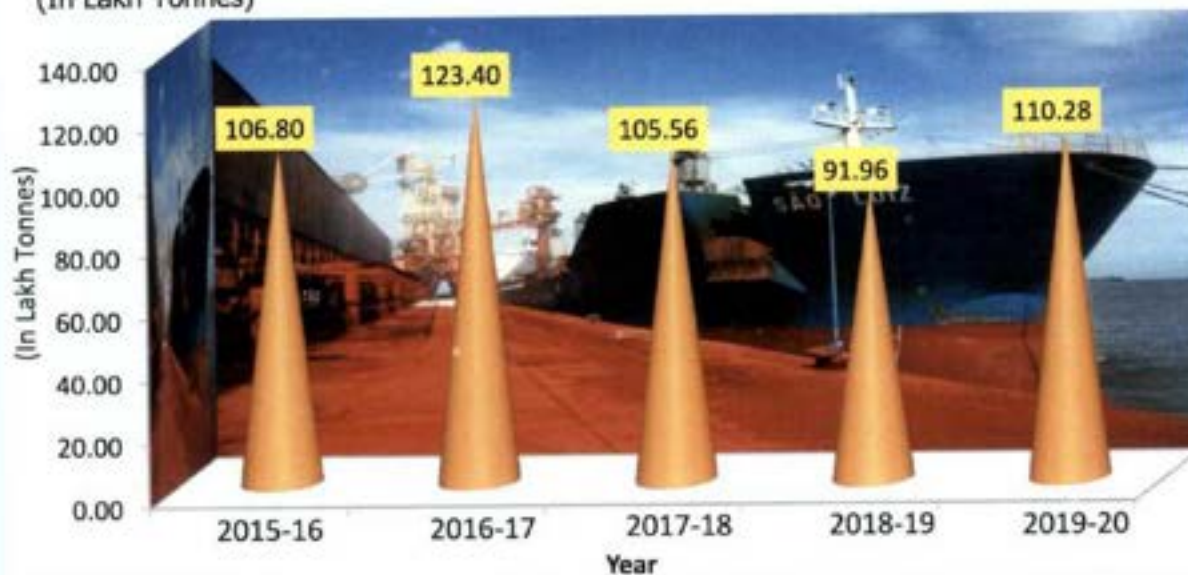
2.8.6 Container Traffic from 2015-16 to 2019-20

(In Lakh Tonnes)



2.8.7 Other Cargo Traffic from 2015-16 to 2019-20

(In Lakh Tonnes)

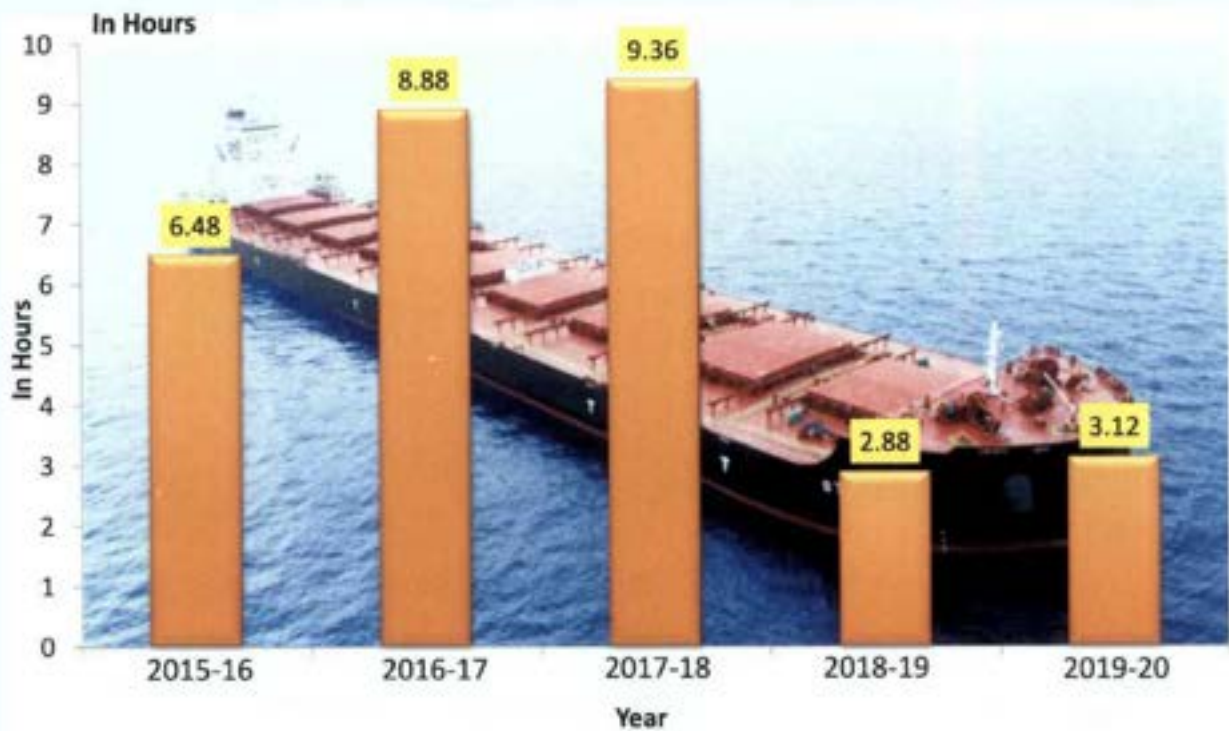


2.9 Performance Indicators:-

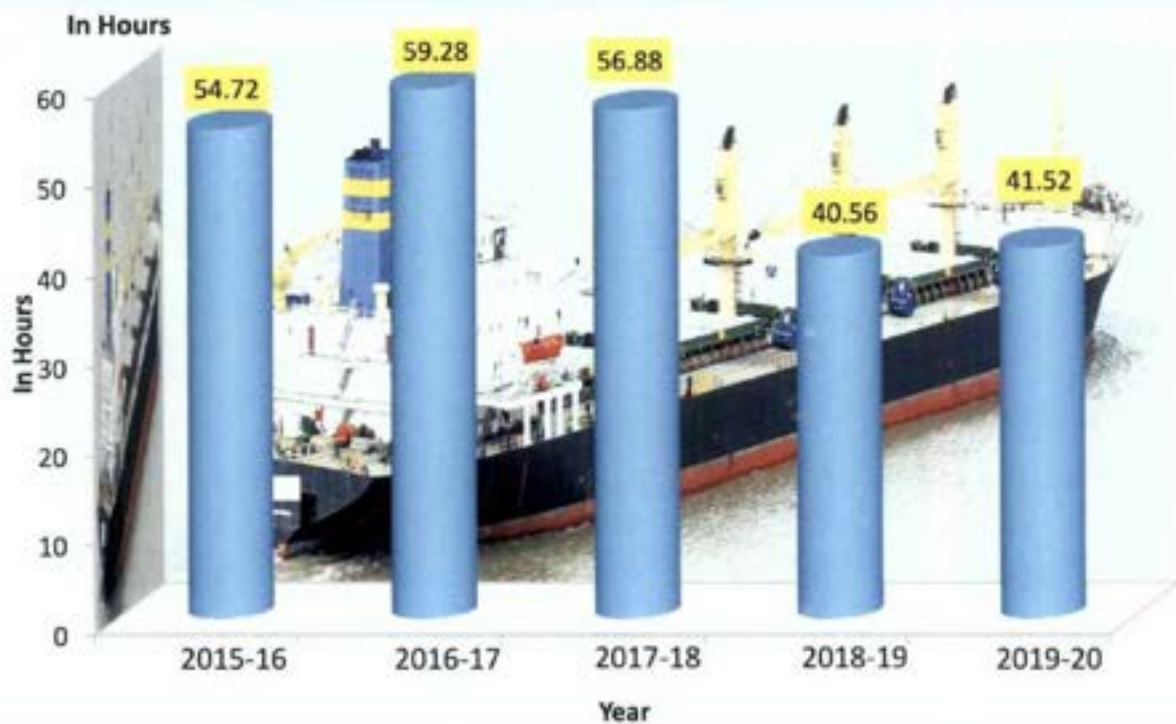
Sl.No.	DESCRIPTION	2018-19	2019-20	% VARIATION
1	Average pre-berthing detention Time (Port Account) (in Hrs)	2.88	3.12	(+) 8.33
2	Average Turn - Round time (Port Account) (In Hrs)	40.56	41.52	(+) 2.37
3	Average Turn - Round time (Port + Nonport Account) (in Hrs)	47.04	48.24	(+)2.55
4	Average ship berth day output (Over all) (In Tonnes)	15,353	15,056	(-)1.93
	a) Dry Bulk Mechanized	19,201	19,904	(+) 3.66
	b) Dry Bulk Conventional	13,687	11,362	(-) 16.99
	c) Liquid Bulk	4,560	4,474	(-) 1.89
	d) Break Bulk	2,129	1,626	(-)23.63
	e) Containers	36,564	38,910	(+)6.42
5	Berth Occupancy (in %)	44.88	47.74	(+)6.37
6	Gang shift output (In Tonnes)	363.33	226.97	(-) 37.53
7	Average Parcel Size (In Tonnes)	27,310	27,331	(+)0.08



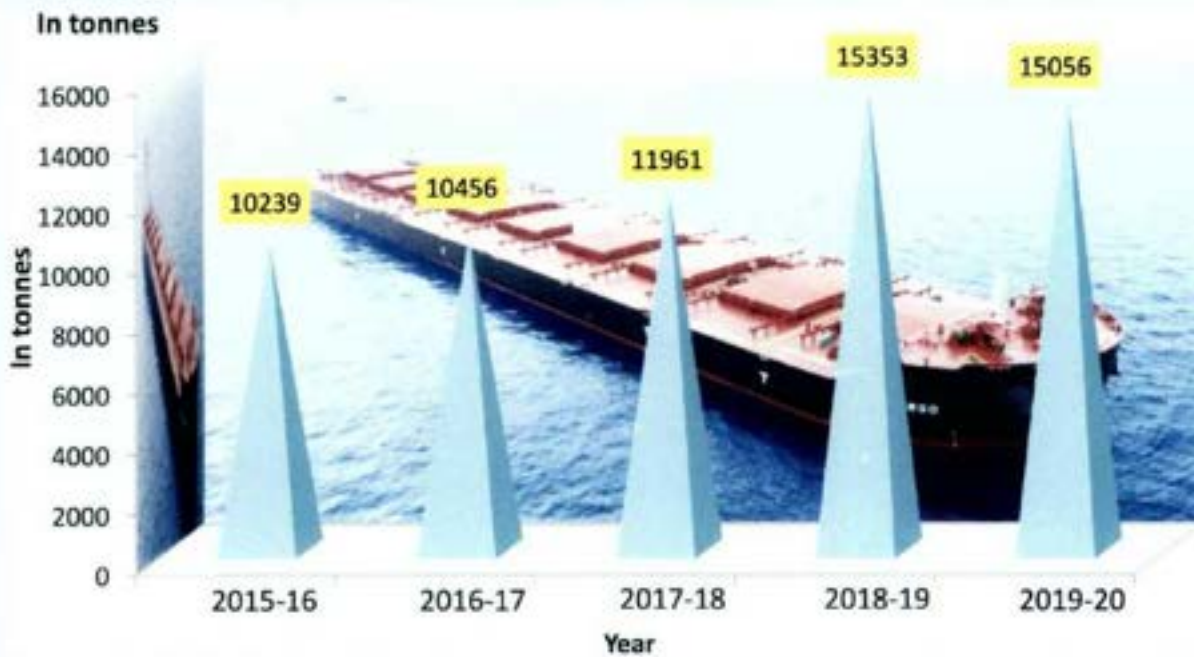
2.9.1 Average Pre – berthing detention (Port A/c) from 2015-16 to 2019-20



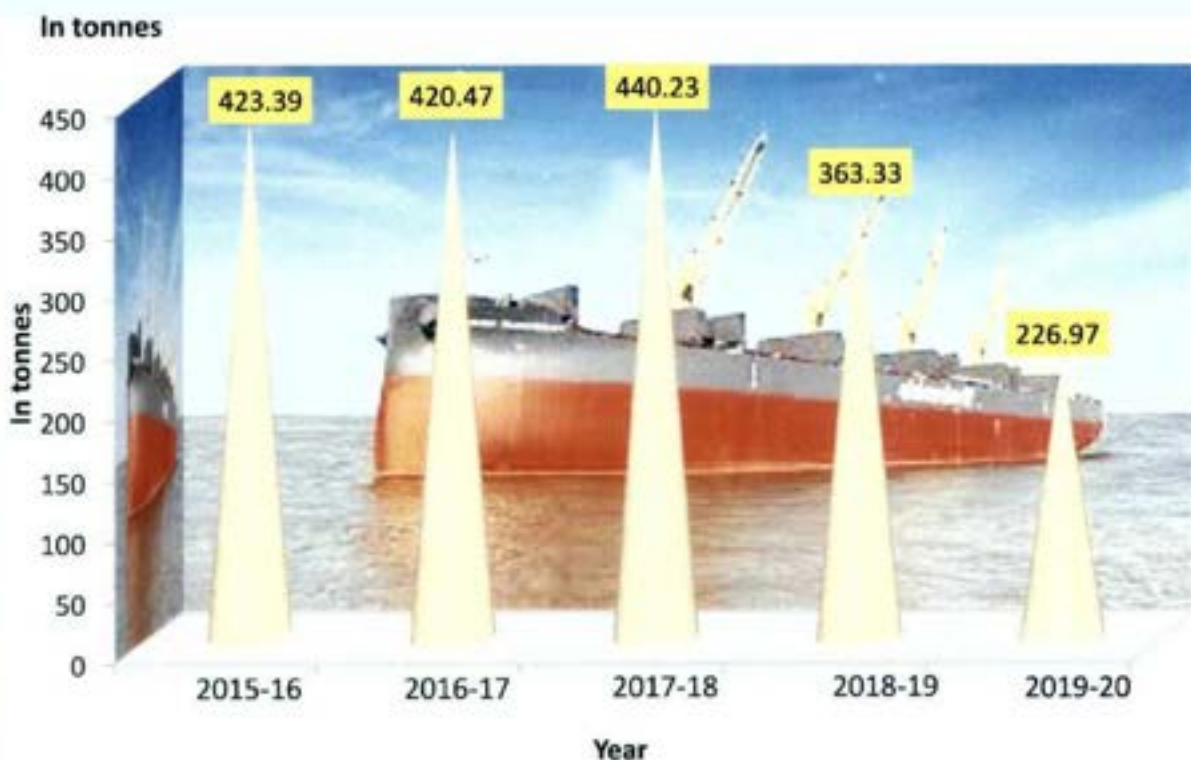
2.9.2 Average Turn- round Time (Port A/c) from 2015-16 to 2019-20



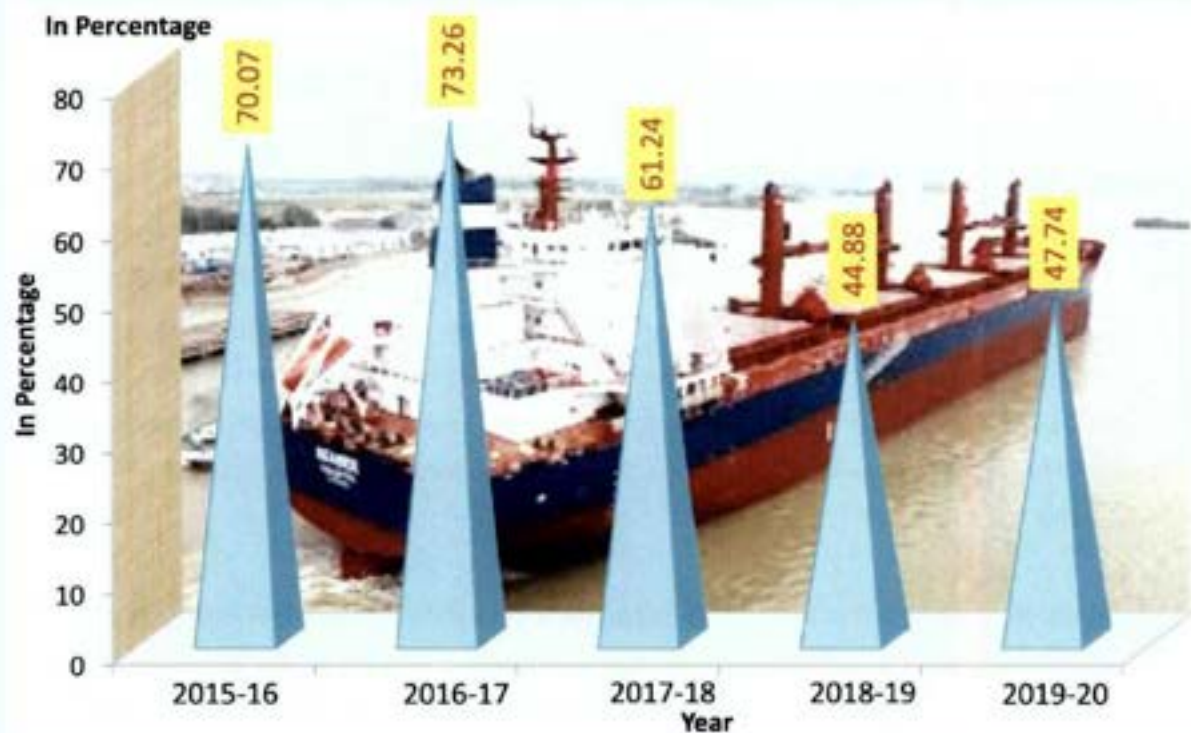
2.9.3 Average Ship Berth – day Output from 2015-16 to 2019-20



2.9.4 Average Gang Shift Output from 2015-16 to 2019-20



2.9.5 Percentage of Berth Occupancy from 2015-16 to 2019-20



2.10 Record Performance:

- 1) V.O. Chidambaranar Port Trust created a new record by handling 27,546 Metric Tonnes of Rock Phosphate from the vessel Mv. Ince Kastamonu on 24.06.2019 surpassing the previous Single Day record of 26,527 Metric Tonnes of Rock Phosphate from the vessel MV. Anemos on 08.09.2012. M/s. Seatrans Ship management is the Steamer agent and M/s Villavarayar & son is the Stevedore agent.
- 2) V.O. Chidambaranar Port Trust created a new record by handling 1,80,597 Tonnes of cargo in a single day on 27.07.2019 surpassing the previous Single Day record of 1,77,639 Metric Tonnes on 16.11.2017. The major cargoes that contributed to the achievement are Limestone, Industrial Coal, Thermal Coal, Lime Stone, Clinkers, Rock Phosphate, Naptha, General Cargoes and Containerized Cargoes.
- 3) V.O. Chidambaranar Port Trust created a new record by handling 4,524 TEUs of Container in a single day on 25.08.2019 surpassing the previous Single Day record of 4,402 TEUs on 14.08.2019.

- 4) During August, 2019 the Port handled 80,474 TEUs of Containers surpassing the previous highest performance of 73,027 TEUs of containers handled during July, 2019 which is the highest ever number of TEUs handled by the Container Terminal in a single month so far at this Port.
- 5) On 16.09.2019, V.O.Chidambaranar Port had berthed a vessel with highest capacity of 95,708 DWT carrying a Parcel Size of 89,777 Tonnes at Berth No.IX. The Panama flagged vessel 'MV NBA VERMEER' with Length of 234.98 metres, Beam of 38 metres and draft of 14.16 metres arrived from the Port of Baltimore, United States of America with 89,777 Tonnes of Coal consigned to India Cements Limited. Previously, the highest parcel size vessel 'MV KMAX Emperor' with 85,224 tonnes of Limestones was handled at the Port on 25.07.2019.
- 6) M/S. Seaport Shipping Pvt Ltd has nominated a vessel MV ELETTRA' with Length of 254.52 metres, Beam of 43 metres and a parcel size of 93,353 Metric Tonnes of Lime stones. The vessel berthed to the port on 19.01.2020 and handled entire quantity at V.O.Chidambaranar Port Trust surpassing the previous highest volume of 89,777 Metric Tonnes of Lime stones handled at Port from the vessel MV NBA VERMEER berthed on 16.09.2019.
- 7) V.O.Chidambaranar Port Trust created a new record by discharging 55,020 Metric Tonnes of Coal in 24 hours at Berth No.9 through Harbour Mobile Crane from the gearless vessel MV. Agio Sostis on 03.02.2020, surpassing the previous record of 54,512 Metric Tonnes of Coal handled in 24 hours at Berth No.9 from the vessel M.V. Pacific Victory on 11.12.2018.
- 8) On a first of its kind in dry bulk transshipment operation, VOC port on 30.03.2020 handled the Mother Vessel MV EVA discharging 72564 MT of coking coal. The Cargo shall be transhipped through smaller vessels to Egypt. The first small vessel MV Discover berthed on 31.03.2020 for loading of 26500 MT of coking coal.
- 9) The Port handled 8,03,719 TEUs of containers during the current financial year 2019-20 (upto March, 2020) surpassing the previous financial year 2018-19(upto March,2019)highest performance of 7,39,246 TEUs handled during the corresponding period of last year (PSASICAL – 1,70,470 TEUs, DBGT- 6,33,249 TEUs).



3.REPORT ON FINANCIAL PERFORMANCE

3.1.1. Highlights

(Rs. In crore)

Description	2019-20	2018-19
Operating Income	582.90	519.50
Add : Finance & Miscellaneous Income	53.64	29.65
Total Income	636.54	549.15
Operating Expenditure	254.19	267.16
Add : Finance & Miscellaneous expenditure	169.98	209.84
Total Expenditure	424.17	477.00
Net Surplus before tax (3-4-5)	212.37	72.15

3.1.2. Operating Ratio (Income & Expenditure)

(Rs. In crore)

Description	2019-20	2018-19
Operating Income	582.90	519.50
Operating Expenditure	254.19	267.16
Operating Ratio (%)	43.61%	51.43%

3.1.3. WORKING RESULTS:

The Gross operating surplus was Rs. 328.71 crores compared to Rs. 252.34 crores in the previous year. After adjusting Finance & Miscellaneous income and expenditure, the Net surplus before tax was Rs. 212.37 crores as against Rs.72.15 crores in the previous year. After providing Rs. 21.26 Crore towards deferred tax liability and Rs.55.88 crore for Income Tax, the Net surplus was Rs. 135.23 Crores in 2019-20 as against Rs. 45.13 crores Net surplus in 2018-19.



3.1.4. ASSETS AND LIABILITIES:

(Rs. In crore)

Assets	As at 31.03.2020	As at 31.03.2019
Capital assets at original cost	1,793.87	1,790.04
Current assets	581.76	540.29
Investments	738.60	618.13
Miscellaneous Expenditure (VRS) (To the extent not written off or adjusted)	7.08	14.40
TOTAL ASSETS	3,121.31	2,962.86

(Rs. In crore)

Liabilities	As at 31.03.2020	As at 31.03.2019
Reserves & Surplus	1,965.54	1,829.42
Depreciation	343.71	312.26
Deferred Tax Liability	220.40	199.13
HBA Special Family Benefit Fund	0.25	0.23
Current Liabilities & Provisions	591.41	621.82
TOTAL LIABILITIES	3,121.31	2,962.86

3.1.5. RESERVE FUNDS:

(Rs. In crore)

Reserve Funds	As at 31.03.2020	As at 31.03.2019
Capital Reserve	1,663.18	1,663.18
Revenue Reserves	22.56	3.55
Statutory Reserve	279.79	162.69
Deferred Tax Liability	220.40	199.13
TOTAL RESERVE FUNDS	2,185.93	2,028.55

3.1.6. Capital Debts : Nil**3.1.7. General :**

The port continued to maintain the Quality Management System certified under
IMS - QMS ISO 9001 : 2015; EMS ISO 14001 : 2015; OHSAS 18001 : 2007
& ISPS Code Compliant Port



3.2 Financial Performance for the year 2019-20 and 2018-19

- 3.2.1. Income:** The Operating income is Rs. 582.90 crores as compared to Rs. 519.50 crores in the previous year. The Finance & Miscellaneous income is Rs. 53.64 crores as against Rs. 29.65 crores in the previous year.
- 3.2.2. Expenditure:** The Operating expenditure is Rs. 254.19 crores as compared to Rs. 267.16 crores in the previous year. The Finance & Miscellaneous Expenditure is Rs. 169.98 crores as against Rs. 209.84 crores in the previous year.
- 3.2.3. Working Results:** The gross operating surplus is Rs. 328.71 crores as against Rs. 252.34 crores in the previous year. After adjusting Finance & Miscellaneous Income & Expenditure, the net surplus before tax is Rs. 212.37 crores as against Rs. 72.15 crores in the previous year.
- 3.2.4.** After providing for Rs. 21.26 crores as Deferred Tax Liability and Rs. 55.88 crores as Income Tax, the Net Surplus after Tax is Rs. 135.23 crores in the current year as against the Net Surplus after Tax of Rs.45.13 crores in the previous year. The remaining funds along with appropriation from reserves were utilized for contributions earmarked funds and reserves.
- 3.2.5. Capital Expenditure:** Capital Expenditure on developmental schemes is Rs.18.02 crores, which includes Rs. 17.01 crores as Capital schemes of more than Rs. 5.00 Crores and Rs. 1.01 crores as capital schemes upto Rs. 5.00 Crores. The total capital expenditure was met from Port's internal resources.

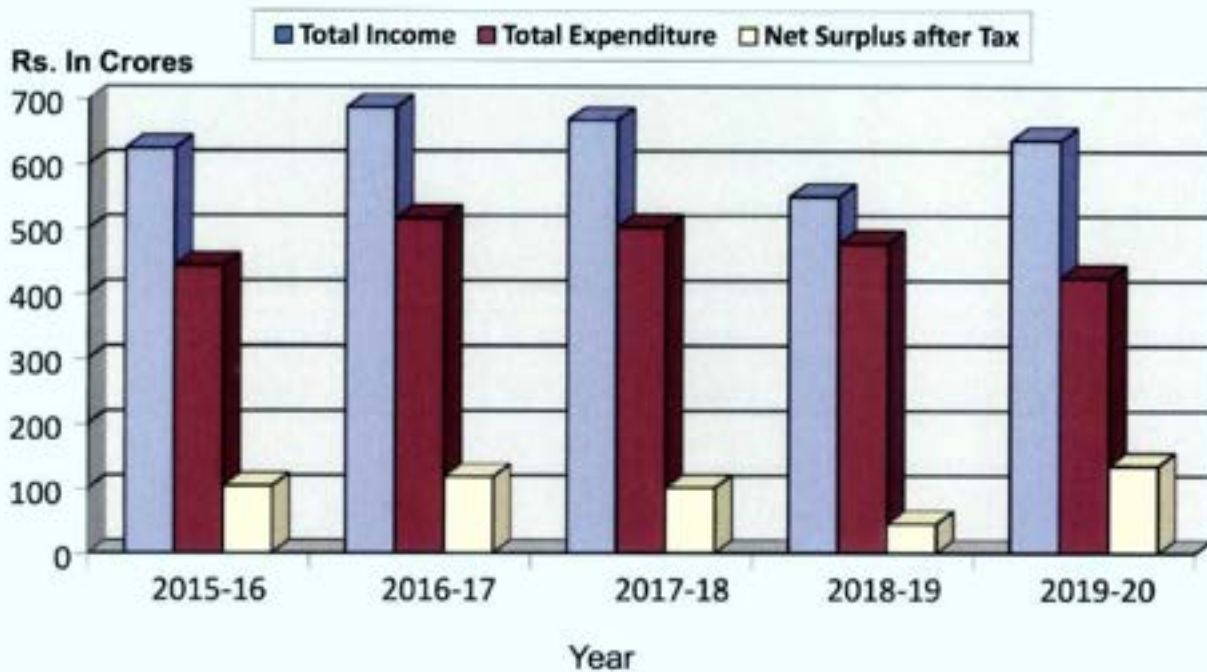
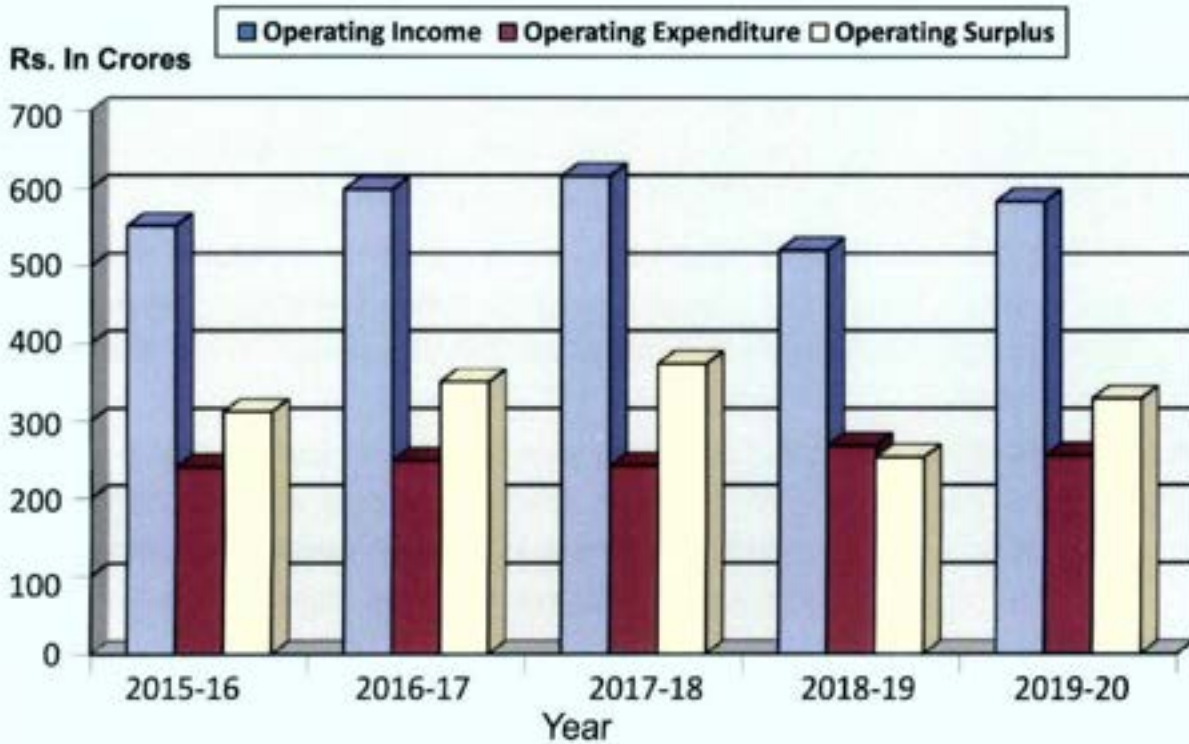
(Port & CHD)

(Rs. in Crores)

Year	2015-16	2016-17	2017-18	2018-19	2019-20
Operating Income	550.99	597.93	614.84	519.50	582.19
Operating Expenditure	239.54	247.91	241.53	267.16	254.19
Operating Surplus	311.44	350.02	373.31	252.34	328.71
Net Surplus Before Tax	181.42	171.17	165.59	72.15	212.37
Net Surplus After Tax	103.39	117.72	100.83	45.13	135.23
Total Income	623.87	686.71	667.28	549.15	636.54
Total Expenditure	442.45	515.54	501.69	477.00	424.17



3.3 Financial Performance for the year 2015-16 to 2019-20



4. Report on Development Projects

4.1 Comparison of Capital Expenditure:

(Rs. in Crores)

Sl.No	Description	Actual 2018-19	Revised Estimate 2019-20	Actual 2019-20
1	Plan Works	116.31	100.00	17.01
2	Non-Plan Works	8.82	15.18	1.01
3	Total	125.13	115.18	18.02

4.2 Capital Expenditure:

(Rs. in Crores)

Sl.No	Name of work	B.E 2019 - 20	R.E 2019 - 20	Actuals 2019 - 20
A	PLAN SCHEMES:			
1	Capital Dredging including navigational Aids and Widening of Port Entrance and Break Water	349.09	18.98	-
2	Widening of the Existing Korampallam Surplus Course Bridge and ROB	21.55	19.00	10.01
3	Upgradation of Coal Jetty I & II including retrofitting works at VOCPT	12.00	12.00	5.94
4	Installation of Drive through Container Scanner	50.00	45.00	-
5	Implementation of E-office	-	1.02	0.23
6	Others	83.34	4.00	0.83
	Total Plan Expenditure (A)	515.98	100.00	17.01
	NON -PLAN (B)	20.01	15.18	1.01
	Grand Total (A+B)	535.99	115.18	18.02



4.3 CIVIL ENGINEERING DEPARTMENT

4.3.1. CAPITAL PLAN WORKS

A) NON PPP PROJECTS IN PROGRESS

- 1) **Construction of Widening the bridge over Korampallam Surplus Course (KSC) Bridge and Rail over Bridge (ROB) including widening of the road from western boundary to TTPS roundana at V.O.C Port on EPC contract basis**

Name of Contractor	:	M/s.Emjay Construction, Chennai - 10
Awarded Cost	:	Rs.41.55 Cr
Letter of Award (LOA)	:	10.04.2018
Date of Commencement	:	09.05.2018
Project Period	:	18 months
Revised schedule date of completion	:	31.10.2020
Status	:	89% work completed

5. COMMITTEES

5.1 Land Allotment Committee:

V.O. Chidambaranar Port Trust constituted the Land Allotment Committee as per the Land Policy for Major Ports -2014. The Committee is headed by the Deputy Chairman, as Chairman of the Committee with Traffic Manager, Chief Engineer and FA & CAO as members. The Committee examines the requests received from Port Users and Stake Holders and give their recommendations for allotment of Land and related issues and submit to the Competent Authority for approval as per land policy guidelines.

5.2 Investment Committee

All investment proposals for Board's approval with project cost more than Rs. 10.00 Crores are submitted with the recommendation of Standing Committee headed by Chairman and other members of the Committee comprising Dy. Chairman, Chief Engineer, The Head of the Project and Financial Adviser & Chief Accounts Officer as per Ministry of Shipping letter dt. 11.02.2015 of Delegation of enhanced powers to Major Ports.

5.3 Safety Committee

27 members and 10 Special invitees constitute the Safety Committee. This committee is formed by the Officials of DGFASLI, Port Officials, Heads of vital installation in the Port, BOT operators, Representatives of all the trade unions of Port and Cargo Handling Division, Tuticorin



Stevedores Association, Tuticorin Customs Brokers Association, Lorry Owners Association and City Lorry Booking Agents Association are the members in the committee. This Committee meets once in three months. The safety issues related to dock work are deliberated and suitable actions are taken.

5.4 Port Facility Security Advisory Committee (PFSAC)

The Port Facility Security Advisory Security Committee consists of the following

- (i) Port Facility Security Officer - Deputy Conservator
- (ii) Deputy Port Facility Security Officer - Harbour Master
- (iii) Deputy Port Facility Security Officer - Traffic Manager
- (iv) Deputy Commandant - CISF (VOC Port Unit)
- (v) Indian Navy
- (vi) Coast Guard
- (vii) Intelligence Bureau
- (viii) Marine Police
- (ix) Mercantile Marine Department
- (x) Customs
- (xi) Immigration
- (xii) Port Operator
 - 1. DBGT
 - 2. SICAL
 - 3. SPIC
 - 4. Super Gas
 - 5. DCW

Port Facility Security Committee (PFSC)

The Port Facility Security Committee consists of the following :

The committee meets annually and plays advisory role on security as per port Facility Security Plan (PFSP) (ISPS Code)

The Port Facility Security committee representative from concern Departments

- (i) Port Facility Security Officer - Deputy Conservator
- (ii) Deputy Port Facility Security Officer - Harbour Master
- (iii) Deputy Port Facility Security Officer - Traffic Manager



(iv) Deputy Commandant - CISF, (VOC Port Unit)

1. DBGT
2. SICAL
3. SPIC
4. Super Gas
5. DCW

The committee meets quarterly, to monitor and review the Port Facility Security plan Security related matters

6 MAN POWER Staff Details :

Sl. No.	Particulars	Unit	2017-18	2018-19	2019-20
1.	Strength of Staff (No Departmental Shore labour)	in Nos.	946	775	691
2.	Pensioners	in Nos.	3,590	3,619	3,687

7. TRAINING

Training	Port & CHD	No. of Participants
Inhouse	8	104
Outstation	22	39
Foreign	-	-
Total	30	143

8. IMPLEMENTATION OF OFFICIAL LANGUAGE POLICY AND PROGRAMMES

As per the instructions of Ministry of Home Affairs and Ministry of Shipping, Government of India, Official Language Policy and Programmes are implemented in all respect. Action has been also taken to implement the Section 3(3) of Official Languages Act, 1963 and Rule 5 of Official Language Rules, 1976. Regulations, various reports related to implementation of Official Language Policy are prepared regularly in Hindi and English and



sent to the Ministries concerned. Classes for the Hindi Prabodh and Praveen Courses under Hindi Teaching Scheme were conducted for Port Staff. Similarly, Prathmic course classes of DBHPS, Chennai were being conducted for children & dependents of Port Employees.

One day Hindi Workshop was organized in each quarter regularly for the benefit of the Port Officers and Employees and they actively participated in the said Workshop. During the workshop, various programmes like lectures in the subject matters related to Official Language Policy, screening of movie clippings, quiz competition, etc., were conducted.

Hindi day was celebrated on 13.09.2019 and prizes were distributed to the winners (Port Employees as well as to the School Children) of various competitions conducted in connection with the Hindi Day Celebrations.

9. PORT SAFETY

There were four major accidents in the year 2019-20 wherein two were Fatal accidents. The accidents are investigated and preventive action is taken. Safety training was conducted to the Stevedore Supervisors, the operators, cleaners and drivers engaged in the Port. All private cargo handling equipments are inspected before they are deployed. Port supply PPEs to the Port and Cargo Handling Division Employees. Stevedores supply PPEs to the private workers engaged by them and the same is monitored.

10. PORT FIRE SERVICE

At present the Port Fire Service has strength of 18 fully trained regular personnel and 39 trained Fireman (on contract) are being engaged. They are engaged in various duties like attending Fire and Emergency calls. One Water Bowser, one water tender, Three foam Tenders, Two Trailer Pumps, One Portable Pump, one Fire Jeep, Three Ejector Pumps and Two Motor cycles are available with the Port Fire Service. During the period 1.04.2019 to 31.03.2020, Port Fire Service attended 36 fire calls in and outside the Port Limits which were Minor Fire / De Watering and rescue calls.

i) Observance of Fire Service Week:-

Fire Service Week was observed in the Port from 14.04.2019 to 20.04.2019. Lectures and demonstrations on fire prevention, fire protection and demonstration of handling the fire fighting equipments were organized by the Fire Service for VOCPT employees, CHD workers at various locations

ii) Fire / Pollution control measures – Mock Drill

35 Nos of Mock Drills were conducted from 01.04.2019 to 31.03.2020 which was attended by Port employees/ Port Users/ CHD employees/ Port School Teachers & Students / Coastguard/IOC/SPIC/DCW/SHV and other related agencies.



11. PORT MAINTENANCE

The Berths and Jetties, Breakwaters, Railway sidings, Transit sheds, Warehouses, Pipelines, Cargo handling gears, other installations and structures are maintained by the Port. Buildings including office complex, residential buildings and road infrastructure facilities are maintained to the required standards. Water supply, drainage and sewerage system, road and plantations in the Port area are also maintained in good condition. The harbour colony area including internal roads are maintained to the required standards.

12. PORT METEOROLOGICAL OBSERVATORY

The Meteorological parameters recorded at the Port Observatory are Pressure, Temperature, Humidity, Rainfall, Sun shine and Wind. All the recorded charts of the previous months are sent to the Regional Meteorological Centre, Chennai at the beginning of the succeeding month. Two weather messages at 08.30 hrs. & 17.30 hrs. are sent daily to Regional Meteorological Department, Chennai through e-mail and two other readings are recorded at 11.30 hrs & 14.30. hrs and Meteorological Sheets are sent as weekly statement. One new digital barometer automatic machine installed to check the pressure (Micro Barograph). A modernized Automatic Weather Station (AWS) has been installed by the Meteorological Department at the Observatory premises which records the Meteorological parameters and is connected to Regional Meteorological Centre (RMC) Chennai via satellite. In Tidal Section, Pressure Tide Gauge (PTG) and One Conventional Tide Gauge (CTG) were installed in the Tide Gauge Cabin. The VSAT antenna is installed at the Tide Gauge cabin for the transmission of Tidal data to the SOI, Dehradun, on real time basis with GPS Data. Tsunami early warning system installed in the Port Tidal Observatory is transmitting the data in real time basis to INCOIS, Hyderabad and Survey of India, Dehradun.

13. PORT MEDICAL SERVICES

13.1 The Medical Department, VOC Port Trust consists of

- i Port Trust Hospital, which is a 62 bedded Hospital certified under ISO 9001-18001 located in Harbour Estate.
- ii Port Dispensary in Zone B.
- iii First Aid Centres situated at VOC Wharf, Additional Berth, Zone B.

13.2 V.O.Chidambaranar Port has a hospital in the Harbour Estate functioning round the clock and a self contained Dispensary at Tuticorin town to provide medical care to the Beneficiaries of Medical Department, VOC Port Trust. Four Ambulances are providing round the clock service each at Port Hospital, Port Dispensary, Green Gate and Wharf.



The various section in Medical Department are Registration Room, Casualty, Consulting Rooms, injection Room, Dressing Room, Intensive Care Unit, Male ward ICCU, Post-Surgical Ward, Special Ward, Male Ward, Female Ward, Maternity Ward, Isolation Ward (Male), Isolation Ward (Female) , Major Operation Theatre, Occupational Health Unit, Physiotherapy, Dental Unit, Pharmacy, Radiology, Laboratory, Medical Main Store, Public Health Section.

- 13.3 Both the Hospital and Dispensary are manned by Medical professionals and Para Medical Staff.
- 13.4 The services of the hospital are also extended to retired employees of Port and their spouses, CHD employees, spouse and their dependants, CHD retirees and spouse registered with Port Hospital & Dispensary, CISF employees, spouse and dependants, employees of Resident Audit Unit and their dependants, Apprentices, Medical Officers on contractual basis. To provide Referral services for critical illnesses, Port has also empanelled several approved referral Hospitals for specialty and super specialty services. Employees of other Government organizations like Tamil Nadu Maritime Academy and employees of Port educational Agency, Port Canteen etc., are also availing medical services from Port Trust Hospital on payment basis.
- 13.5 Port Hospital is providing First Aid Services to the Road Traffic Accident cases in the Harbour area. Minor operations in General surgery are carried out in Port Hospital.
- 13.6 During the year 2019-2020, nearly 77586 patients have been treated in the Port Hospital and Town Dispensary. Periodical medical examinations of Cargo Handling Workers have also been conducted by the Medical Officers of our Port Hospital.

The details of patients treated in Port Hospital and Port Dispensary are furnished below:-

Particulars	Port Hospital		Dispensary at Tuticorin Town	
	2018-19	2019-20	2018-19	2019-20
1.Out patients	35033	33414	44468	44172
2. In Patients	3233	1435	-	-

- 13.7 The Medical Department has also retained the services of Consultant Specialists viz., Cardiologist, Neurologist, Orthopaedic, Physiotherapist etc, to provide consultation to the Beneficiaries of Medical Department, VOC Port Trust.
- 13.8 The Medical Main store functioning in the Port Hospital is handling procurement, distribution and inventory of medicines & consumables.
- 13.9 The Medical Department of VOC Port Trust has been brought under the purview of Integrated Management System, since 2017.



14. WELFARE MEASURES

14.1 Welfare of Physically challenged Employees:

Orders of the Government on benefits and concessions to the disabled persons in service were extended to the disabled employees. 3% reservation in Group III and Group IV posts and the total number of persons with disabilities appointed as per the reservation is 27. All eligible disabled employees are paid transport reimbursement at the rate of Rs.1050/- plus applicable DA.

14.2 Family Security Fund:

The Scheme covers all the employees of the Port and provides for a lump sum payment of Rs.75,000/- in the case of death and Rs. 50,000/- in the case of incapacitation. The subscription of Rs. 5/- per month. In case of retirees, the entire subscription made by them to the fund is refunded.

14.3 Welfare Schemes :

1. As part of Welfare measure, V.O.Chidambaranar Port Trust has taken one separate insurance policy with effect from 01.12.2018 by which the family of the deceased employee will get the separate compensation benefits of Rs.5.00 lakhs. These benefits will be extended only to the family of Official who dies while in service.
2. V.O.Chidambaranar Port Trust has taken another Policy tender named "Un-named Group Accident Insurance coverage for the Bonafied worker/labours/Visitors entering into restricted area in to Port" from November 2018. Compensation is provided to the extent of Rs.10.00 Lakhs in the event of death or permanent disability resulting loss of both limbs and Rs.7.00 Lakhs in the event of other Permanent disability.
3. Port has insured all its Critical assets to mitigate various kinds of financial losses to Port assets arising out of accidents and natural calamities in conformity with the Ministry's Guidelines from October 2017 onwards. (Total value of sum insured Rs.2357.98 Crores).

14.4 Employees (HBA) Special Family Benefit Fund:

The fund is for liquidating the liability towards the house building advance including the interest due from the employees who die in harness, subject to a maximum of Rs. 3.50 lakhs per employee. Subscription ranges from Rs.35 to Rs. 80 per month per employee based on the loan availed.

14.5 Educational Institutions:

In order to meet the educational needs of the children of the employees of the Port, the following schools are run by the V.O. Chidambaranar Port Educational Agency established by the Port Trust under the Tamil Nadu Recognized Private Schools (Regulation) Rules, 1974.

- 1) J.I. Coilpillai Memorial Harbour Primary School
- 2) J.I. Coilpillai Memorial Harbour Hr.Sec. School
- 3) Dr. B.R. Ambedkar Memorial Harbour Matriculation School



An amount of Rs.3.14 crores has been sanctioned as financial assistance to the Educational Agency by the V.O.Chidambaranar Port Trust during the year 2019-20 for meeting the expenditure in running the schools over and above the grant in aid provided by the Government of Tamil Nadu.

14.6 V.O. Chidambaranar Port Sports Council:

V.O.Chidambaranar Port Sports Council was formed with the objective of promoting sports and games among the staff of the Port. The Port's teams participated in the Inter-Port and other Tournaments with creditable success. The Port rendered financial assistance of Rs.56.54 Lakhs to the Port Sports Council to meet various expenditure.

Achievements of V.O.Chidambaranar Port Team in various events during the financial year 2019-20 are furnished below:

1. Foot Ball :

Port's team participated in the All India Major Ports Football Tournament held at Tuticorin from 26.09.2019 to 29.09.2019.

2. Cultural :

Port's team participated in the All India Major Ports Cultural meet held at New Mangalore from 12.12.2019 to 14.12.2019.

3. Carrom & Chess :

Port's Team participated in the All India Major Ports Carrom & Chess Tournament held at Chennai from 29.01.2020 to 31.01.2020

4. Cricket :

Port's team participated in the All India Major Ports Cricket Tournament held at Visakhapatnam from 02.03.2020 to 06.03.2020.

The All India Major Ports Football Tournament was conducted by V.O.Chidambaranar Port Trust under the auspices of the Major Ports Sports control Board from 26.09.2019 to 29.09.2019 at Tuticorin.

14.7 Welfare Club:

The Bharathi Nagar Welfare Club looks after the cultural, recreational and welfare needs of the Port staff. The Club runs a library and a typing institute for the benefit of the staff & their children of Port

14.8 Merit Scholarships:

A scheme for award of Merit Scholarship for education and lumpsum payment towards cost of books to the meritorious children of the officers and employees has been introduced from the year 1986-87. Merit Scholarship is being awarded to the Children of the



employees and officers of the Port for a maximum of 2 children inline with the rules applicable for grant of Children Education Allowance(CEA) from academic year 2018 – 19 as per the statement shown below:

Merit Scholarship				
Sl. No.	Particulars	Existing amount w.e.f.28.9.2018 per year during the course period stipulated	With 80% increase	Proposed amount (rounded to nearest '00) per year during the course period stipulated.
(1)	(2)	(3)	(4)	(5)
(A)	1 Professional Course/PG having two or more years of education after graduation (MBA, MCA, etc.) on regular basis			
	60% to 80% (Minimum 55% for SC/ST)	Rs.6000/-	Rs.10800/-	Rs.11000/-
	80% and above	Rs.7500/-	Rs.13500/-	Rs.14000/-
(B)	1 Professional course having more than 3 years of education after XII Std			
	60% to 80% (Minimum 55% for SC/ST)	Rs.6000/-	Rs.10800/-	Rs.11000/-
	80% and above	Rs.7500/-	Rs.13500/-	Rs.14000/-
	2 College courses having 4 years or more of education / AMIE course after XII Std studying			
	60% to 80% (Minimum 55% for SC/ST)	Rs.6000/-	Rs.10800/-	Rs.11000/-
	80% and above	Rs.7500/-	Rs.13500/-	Rs.14000/-
(C)	1 Polytechnic courses after Xth std			
	60% to 80% (Minimum 55% for SC/ST)	Rs.2250/-	Rs.4050/-	Rs.4000/-
	80% and above	Rs.3000/-	Rs.4800/-	Rs.5000/-
(D)	1 ITI courses after Xth std			
	60% to 80% (Minimum 55% for SC/ST)	Rs.1500/-	Rs.2700/-	Rs.3000/-
	80% and above	Rs.2250/-	Rs.4050/-	Rs.4000/-
(E)	1 HSC courses towards cost of books etc after Xth std			
	60% to 80% (Minimum 55% for SC/ST)	Rs.900/-	Rs.1620/-	Rs.1600/-
	80% and above	Rs.1200/-	Rs.2160/-	Rs.2200/-
(E)	Scholarship to officers who have completed higher studies after joining in VOCPT viz., ICWA/ICAI/ICSI/PG including MBA/ Bachelor of Law/ M.Tech./ B.Tech/BE, with the approval of Chairman, VOCPT			Rs.15,000/-



Rs.5000/- is granted as one-time incentive to the employees having successfully completed any diploma course (having one or more than one year period) in their respective/related field.

14.9 Presentation of Memento:

VIP Trolley Bag with Dhoti set and Towel for gents and VIP Trolley Bag with Saree and blouse for ladies are being distributed to the retiring staff of the Port as Memento from January, 2014.

14.10 Canteen:

To cater to the needs of office based staff, employees working at wharf and residents of the colony area canteens are run by the Committee constituted by the Chairman. An amount of Rs.99.84 lakhs has been sanctioned for the year 2019-20 to the Canteen.

14.11 Marriage Advance:

The Scheme of Marriage Advance to the employees of the Port has been introduced from the year 1992-93. The advance amount has been enhanced to Rs. 3,00,000/- from 01.01.2020 onwards.

14.12 Medical Benefit for Retired employees

A financial assistance of Rs. 4.17 Crores has been granted as medical reimbursement to the retired employees of the Port for the year 2019-20. This is in addition to cost of out-patients treatment to retired employees.

14.13 Assistance to family of employees who die in harness

An enhanced financial assistance of Rs.10,000/- for death in harness has been sanctioned to dependent of the deceased employees of the Port to meet out the funeral expenses from 24.11.2014.

14.14 Gift Card

A Gift Card worth Rs.13,500/- is provided to the retirees on the retirement/on resignation/ to legal heirs drawing family pension on or after 01.01.2017, who have paid contributions to the Family Security Scheme under family Security Fund of VOCPT.

14.15 Swachh Bharat

- Action plan has been drawn for the year 2020-21
- Action plan monthly, fortnight and quarterly report is being sent to Ministry on monthly basis.



15. INDUSTRIAL RELATIONS

The Industrial Relations in the Port was cordial during the year.

The Unions functioning in VOC Port Trust

- i Tuticorin Port Trust Democratic Staff Union
- ii Tuticorin Port Employees Trade Union
- iii Tuticorin Port Mariners & General staff Union
- iv Tuticorin National Harbour Workers Union
- v Tuticorin Port United General Workers Union
- vi Port of New Tuticorin Anna Dock & Transport Workers Union
- vii Tuticorin Port General Staff Union
- viii Port Workers Union
- ix Tuticorin Port Aluvalar Sangam
- x Tuticorin Port Trust Class – IV Staff Union
- xi Tuticorin Port & Dock Workers Union
- xii Tuticorin Harbour Workers Union
- xiii Tuticorin Harbour Dock Workers Union
- xiv Kappal Thozhilalar Munnetra Sangam
- xv Tuticorin Port Samata Workers Union

Based on the Securing of Votes in the Secret Ballot Election held during July, 2017, the following five Unions have been declared as "Recognized Unions".

- (i) Tuticorin Port Trust Democratic Staff Union
- (ii) Tuticorin Port Employees Trade Union
- (iii) Tuticorin Port Mariners & General staff Union
- (iv) Tuticorin National Harbour Workers Union
- (v) Tuticorin Port United General Workers Union

16. PORT SECURITY

The Central Industrial Security Force (CISF) headed by the Deputy Commandant is looking after the security of the entire Port. The total strength is 211 w.e.f 01.10.2017. CISF maintains a Vessel Traffic Maintenance System is available in V.O.Chidambaranar Port. Marine Commandos trained by Indian Navy are guarding the water front of V.O.Chidambaranar Port Trust. They are provided with sophisticated weapons and speed boat for patrolling.



17. SIGNIFICANT EVENTS

- 05.04.2019 Celebration of 56th National Maritime Day
- 09.04.2019 Celebration of International Women's Day
- 14.04.2019 Celebration of birth Anniversary of Dr.B.R. Ambedkar
- 10.06.2019 MoU Signed between VOCPT and CWC for facilitating DPE of e-sealed Factory Stuffed Export Container to VOCPT under EoDB.
- 21.06.2019 Celebration of 5th International Day of Yoga
- 10.07.2019 Shri N. Sivasailam, I.A.S., Special Secretary (Logistics), Ministry of Commerce chaired a meeting for establishing a transshipment Port at V.O.Chidambaranar Port
- 15.07.2019 V.O. Chidambaranar Port organized a Road Show to sensitize the new version of Port Community System (PCS 1x) in association with Indian Ports Association.
- 15.08.2019 74th Independence Day celebrated
- 23.08.2019 Shri Mansukh L. Mandaviya, Hon'ble Union Minister of State for Shipping (Independent Charge) and Chemicals and Fertilizers visited the Port
- 05.09.2019 celebrated the 148th Birth Anniversary of V.O.Chidambaranar
- 26.09.2019 Inaugurated the All India Major Ports Football Tournament by Chairman/VOCPT
- 29.09.2019 V.O.Chidambaranar Port Wins the All India Major Port Football Tournament.
- 28.10.2019 Celebration of Vigilance Week, 2019 under the theme "Integrity- Way of Life"
to
- 02.11.2019
- 04.11.2019 valedictory function of Vigilance Awareness Week – 2019 was held at V.O.Chidambaranar Port Trust
- 18.11.2019 V.O.Chidambaranar Port participated in the 'Invest Tamil Nadu Summit, 2019' organised by AMRL SEZ at Chennai on 18.11.2019.
- 07.12.2019 Observance of World Aids Day . Rally from Administrative Office to Port's Green Gate complex was organised
- 26.01.2020 71 st Republic Day celebrated by V.O.Chidambaranar Port
- 07.02.2020 Shri Bimalkumar Jha, assumed charge as Deputy Chairman, V.O.Chidambaranar Port Trust, Tuticorin
- In order to combat, contain and extend relief measures by the Government against the Covid-19 outbreak the, Port contributed:
- Rs. 2 crores for Prime Minister's Citizen Assistance & Relief in emergency Situations Fund (PM CARES Fund)
 - Rs. 50 Lakhs for Chief Minister's Public Relief Fund, Tamilnadu.
 - Port Officers and staff also contributed their one day's salary to the tune of Rs.14.79 Lakhs towards PM CARES Fund.



18. SHIPPING OPERATIONS:-

A. Number of Vessels Handled:-

a) Bulk Vessels	--	497
b) Tanker Vessels	--	201
c) Container Vessels	--	606
d) Small Vessels	--	143
Total	--	1447

B. Increase in draught

During 2019-20, the maximum permissible draught of the following Berths in VOCPT was increased to the levels mentioned against each :-

Sl.No	Berth Nos.	Increased draught	W.e.f
1	IX, NCB-I and NCB II	13.2 Meters	01.05.2018
2	NCB-I and NCB-II	14.0 Meters	11.09.2018
3	IX	14.0 Meters	30.10.2018
4	VII (container Berth)	11.7 Meters	30.11.2018
5	VIII and IX	14.02 Meters	31.12.2018
6	III and IV	11.0 Meters (without tide) 11.50 Meters (with tide)	17.04.2019





V.O.CHIDAMBARANAR PORT TRUST



PART - III
ANNUAL ACCOUNTS 2019-20

V.O.CHIDAMBARANAR PORT TRUST

BALANCE SHEET as at 31.03.2020

(Amount in Rs.)

Particulars	SCH	As at 31st March 2020			As at 31st March 2019		
SOURCES OF FUNDS							
RESERVE & SURPLUS	1						
A. CAPITAL RESERVE			16,631,820,485			16,631,820,485	
B. REVENUE RESERVES					(86,752,355)		
i. General Reserve		88,275,565			8,213,958		
ii. Welfare Fund		10,520,378			58,351,212		
iii. Family Security Fund		63,564,504			55,691,904	35,504,719	
iv. Liability for Corporate Social Responsibility		63,237,654	225,598,101				
C. STATUTORY RESERVES							
i Fund for Replacement, Rehabilitation and Modernisation of Capital Assets		1,127,246,731			541,720,269		
ii Fund for Development, Repayment of Loans & Contingencies		1,670,686,973	2,797,933,704	19,655,352,290	1,085,160,511	1,626,880,780	18,294,205,984
LOAN FUNDS	2						
a. Secured loans		-	-	-	-	-	-
b. Government loans		-	-	-	-	-	-
c. Loan from international aid agencies		-	-	-	-	-	-
d. Unsecured loans		-	-	-	-	-	-
HBA Family Benefits Fund				2,503,418			2,259,459
Deferred Tax Liability	5	-	-	2,203,955,858	-	-	1,991,324,482
SOURCES OF FUNDS – TOTAL				21,861,811,566			20,287,789,925

The Capital reserve shown above includes ₹ 40,63,54,594 incurred by the Central Government upto 31.3.1979. Pending the Government's decision under Sec. 31 of the Major Port Trusts Act, 1963 regarding fixation of the amount of repayment of capital provided by the Government with reference to the provision under Clause C of Sub-Sec. 1 of Sec. 29 ibid and further based on the Board's resolution No: 221, dated 19.2.1980, the whole capital expenditure incurred by the Central Government upto 31.3.1979 is treated as Capital Reserve



V.O.CHIDAMBARANAR PORT TRUST

BALANCE SHEET AS AT 31.03.2019

(Amount in Rs)

Particulars	SCH	as at 31st March 2020		as at 31st March 2019		
APPLICATION OF FUNDS						
A. FIXED CAPITAL ASSETS-NET BLOCK INVESTMENTS	3 4			14,501,596,972		14,777,808,172
a. Enquiry Contribution		907,100,000			906,900,000	
b. General Revenue Fund		3,359,999,979			5,065,000,000	
c. Statutory Reserves		2,749,999,991			-	
d. Cash surplus Fund		300,401,635			146,932,042	
e. Family Security Fund		60,650,000			56,399,999	
f. Welfare Fund		5,500,000			4,000,000	
g. HBA Spl. Family Benefit Fund		2,300,000	7,385,951,605	7,385,951,605	2,100,000	6,181,332,041
CURRENT ASSETS, LOANS & ADV.						
A. CURRENT ASSETS						
i. Interest accrued on investments						
a. General Fund		262,336,520			241,546,291	
b. Family Security Fund		1,221,217			1,179,629	
c. Welfare Fund		312,852			248,348	
d. HBA Spl. Family Benefit Fund		132,110	264,002,699		68,296	243,042,564
ii. Inventories			7,698,053			15,005,908
iii. Sundry debtors						
a. Government		357,320,850			390,011,578	
b. Others		730,928,869	1,088,249,719		448,968,494	838,980,072
iv. Cash & bank balances	4A					
a. General Fund		143,494,949			279,592,977	
b. Family Security Fund		473,763			771,304	
c. Welfare Fund		878,358			2,279,149	
d. HBA Spl. Family Benefit Fund		71,308	144,918,378		82,366	282,726,067



V.O.CHIDAMBARANAR PORT TRUST

BALANCE SHEET as at 31.03.2020

(Amount in Rs)

Particulars	SCH	as at 31st March 2020			as at 31st March 2019		
B. LOANS AND ADVANCES							
a. General Fund		4,275,845,245			3,991,636,284		
b. Family Security Fund		1,219,525			-		
c. Welfare Fund		3,829,168			1,686,470		
d. HBA Spl. Family Benefit Fund		-			8,797		
e. Deposits		31,731,286	4,312,625,224	5,817,494,073	29,738,065	4,023,069,616	5,402,824,225
LESS: CURRENT LIABILITIES & PROVISIONS							
A. CURRENT LIABILITIES							
i. Miscellaneous creditors & cr. balances		7,422,434			14,546,722		
ii. Liability towards expenses		748,392,182			1,358,492,076		
iii. Others		424,582,824			454,269,775		
iv. Deposits from merchants, contractors etc.		1,370,181,947	2,550,579,387		1,586,273,636	3,413,582,209	
B. PROVISIONS							
i. Provision for taxation			3,363,467,997	5,914,047,384		2,804,637,560	6,218,219,769
NET CURRENT ASSETS				(96,553,311)			(815,395,543)
MISCELLANEOUS EXPENDITURE (To the extent not written off or adjusted)				70,816,300			144,045,254
APPLICATION OF FUNDS - TOTAL				21,861,811,566			20,287,789,925

sd/-
(MALLA SRINIVASA RAO)
Financial Adviser and
Chief Accounts Officer (I/C)

sd/-
(R. PRABAKAR)
Financial Adviser and
Chief Accounts Officer (ST)

sd/-
(T.K. RAMACHANDRAN, IAS)
Chairman



V.O.CHIDAMBARANAR PORT TRUST
RESERVES AND SCHEDULES

SCHEDULE TO THE BALANCE SHEET

SCHEDULE - I
(In Rupees)

Sl. No	Reserves and Balances	Capital Reserve	Revenue Reserves			Stationery Reserves		Liability for Corporate Social Responsibility
			General Reserve	Employees Welfare Fund	Family Security Fund	Reserve for repayment rehabilitation and modernisation of Capital Assets	Reserve for development & repayment of loan and contingencies	
1	Balance as on 1st April 2019	16,631,820,485	(86,752,355)	8,213,959	58,351,212	541,720,269	1,085,160,511	55,691,904
1	ADD							
2	Contribution from Revenue Account		177,311,596	2,500,000	1,101,230	585,526,462	585,526,462	13,539,000
3	Repayment of Capital Debt.							
4	Amount transferred from Capital Reserve							
5	Amount transferred from Foreign Exchange Fluctuation Reserve.							
6	Amount transferred from Reserve for Development & Repayment of loans and Contingencies, Capital Assets, Replacement Reserve and General Reserve and Escrow Fund							
7	Interest on Investment earned			1,547,649	4,122,512			
8	Capital Profit on sale of Capital Asset							
9	Net surplus transferred from Revenue Account							
10	Miscellaneous receipts.		216,324					
11	Subscriptions/Advances Recovered etc.							19,677
11	Amount due to port							
	TOTAL-A	16,631,820,485	90,775,565	12,261,608	63,574,954	1,127,246,731	1,670,686,973	69,250,581
1	LESS:							
2	Amount transferred to Revenue towards Repayment of debts, Foreign Exch. Fluctuation, Escrow fund							
3	Amount transferred to General Reserve							
4	Amount transferred to Capital Reserve							
5	Expenditure		2,500,000	1,666,245	35			6,012,927
6	Amt. transferred to Deferred Tax liability a/c							
7	Amount transferred to meet appropriations to statutory reserves			74,985	10,415			
8	Amount payable to other Funds							
	TOTAL- B	-	2,500,000	1,741,230	10,450			6,012,927
	Balance as at 31st March 2020 (A-B)	16,631,820,485	88,275,565	10,520,378	63,564,504	1,127,246,731	1,670,686,973	63,237,654



V.O.CHIDAMBARANAR PORT TRUST

SCHEDULE TO THE BALANCE SHEET as at 31.03.2020

SCHEDULE II

SECURED LOAN

(Amount in ₹)

	As at 31st March 2020	As at 31st March 2019
Opening Balance	-	-
Add: Availed during the year	-	-
Less: Repayments during the Year	-	-
Closing Balance	-	-



Fixed /Capital Assets

(Amount in ₹)

Sl. No.	Particulars of Assets	Gross Block				Depreciation				Net Block	
		As at 1st April 2019	Additions during the year	Deletions during the year	As at 31st March 2020	As at 1st April 2019	Provided during the year	Adjustments/ Deletions, etc	As at 31st March 2020	As at 1st April 2019	As at 31st March 2020
1	2	3	4	5	6	7	8	9	10	11	12
1	Land	244,509,364	-	-	244,509,364	-	-	-	-	244,509,364	244,509,364
2	Capital Dredging	9,132,067,582	65,376,656	370,000,000	8,827,444,238	909,096,563	87,888,752	-	996,985,315	8,222,971,019	7,830,458,923
3	Building Sheds & other structures	1,077,872,477	4,289,416	-	1,082,161,893	209,257,625	29,218,890	-	238,476,515	868,614,851	843,685,378
4	Wharves, Roads and Boundaries	1,912,932,415	663,813,058	-	2,576,745,473	315,664,660	57,250,242	-	372,914,902	1,597,267,755	2,203,830,571
5	Floating Crafts	513,588,537	-	-	513,588,537	365,850,628	18,013,214	-	383,863,842	147,737,909	129,724,695
6	Railways and Rolling Stock	61,817,060	175,416,653	-	237,233,713	22,443,882	3,953,096	-	26,396,978	39,373,178	210,836,735
7	Docks and Sea Walls, Piers and Navigational Aids	1,767,421,813	-	-	1,767,421,813	379,343,772	21,823,443	-	401,167,215	1,388,078,041	1,366,254,598
8	Cranes and Vehicles	356,229,931	-	-	356,229,931	236,883,731	17,858,254	-	254,741,985	119,346,200	101,487,946
9	Plant and Machinery	393,088,051	-	-	393,088,051	223,807,252	32,076,870	-	255,884,122	169,280,799	137,203,929
10	Installation of Water supply, Electricity and communication	799,217,694	22,339,606	-	821,557,300	460,215,663	46,425,471	-	506,641,134	339,002,032	314,916,166
I	Total	16,258,744,924	931,235,389	370,000,000	16,819,980,313	3,122,563,776	314,508,232	-	3,437,072,008	13,136,181,148	13,382,908,305
II	Capital Work-in-progress	1,641,627,024	408,297,032	931,235,389	1,118,688,667	-	-	-	-	1,641,627,024	1,118,688,667
III	Grand Total	17,90,03,71,948	1,33,95,32,421	1,30,12,35,389	17,93,86,68,980	3,12,25,63,776	31,45,08,232	-	3,43,70,72,008	14,77,78,08,172	14,50,15,96,972



V.O.CHIDAMBARANAR PORT TRUST
Schedules to the Balance Sheet
INVESTMENTS

Schedule: IV
(Amount in ₹)

Sl.No.	Particular	Rate of Interest	As at 31st March 2020	As at 31st March 2019
A.	GENERAL RESERVE			
	CURRENT INVESTMENTS			
	LONG TERM INVESTMENTS			
1.	Government or Trust Securities		-	-
2.	Shares, Debentures or Bonds		-	-
	Sethu Samudram Corp. Ltd- Equity		500,000,000	500,000,000
	Tuticorin Port Road Co.Ltd - Equity		361,900,000	361,900,000
	Indian Port Rail & Ropeway Corporation Ltd.,		45,000,000	45,000,000
	KanyaKumari Port Ltd., - Equity		200,000	-
	SUB TOTAL	I	907,100,000	906,900,000
3.	Other Investments in TDR			
	Union Bank of India	7.41%	-	495,000,000
	Union Bank of India	6.6%/7.21%	99,999,995	625,000,000
	IDBI Bank	6.4%/7.21%	55,000,000	3,125,000,000
	Indian Overseas Bank	6.4%/7.35%	55,000,000	400,000,000
	Punjab National Bank	6.5%/7.65%	290,000,004	420,000,000
	Canara Bank	7.35%	1,900,000,000	-
	IDBI Bank	6.35%	99,999,995	-
	Indian Bank	6.50%	59,999,997	-
	Indian Overseas Bank	6.35%	99,999,995	-
	Syndicate Bank	6.60%	130,000,001	-
	Syndicate Bank	6.50%	170,000,000	-
	Syndicate Bank	4.50%	399,999,992	-
	SUB TOTAL	II	3,359,999,979	5,065,000,000
	TOTAL (A)	(I+II)	4,267,099,979	5,971,900,000



V.O.CHIDAMBARANAR PORT TRUST

Schedules to the Balance Sheet

Schedule: IV

INVESTMENTS

(Amount in ₹)

Sl.No.	Particular	Rate of Interest	As at 31st March 2020	As at 31st March 2019
B.	STATUTORY RESERVE CURRENT INVESTMENT LONG TERM INVESTMENTS			
1.	Government or Trust Securities			
2.	Shares, Debentures or Bonds			
3.	Other Investments in TDR			
	Indian Overseas Bank	6.50%	19,999,999	-
	Central Bank of India	6.45%	19,999,999	-
	Indian Bank	6.60%	19,999,999	-
	Indian Overseas Bank	7.40%	900,000,000	-
	Union Bank	7.05%	540,000,000	-
	Punjab National Bank	6.60%	199,999,999	-
	Punjab National Bank	7.40%	600,000,000	-
	Punjab National Bank	6.60%	150,000,002	-
	Punjab National Bank	6.50%	199,999,998	-
	Union Bank of India	6.60%	99,999,995	-
	TOTAL (B)		2,749,999,991	-
	TOTAL (C)		2,749,999,991	-
C.	CASH SURPLUS FUND			
	Funds with LIC for Leave Encashment Scheme		300,401,635	146,932,042
	TOTAL (C)		300,401,635	146,932,042
D.	WELFARE FUND			
	Union Bank Of India	6.6%/7.16%	1,000,000	4,000,000
	Punjab National Bank	7.40%	4,500,000	-
	TOTAL (D)		5,500,000	4,000,000
E.	HBA SECURITY FUND			
	Union Bank Of India	6.6%/7.16%	300,000	2,100,000
	Punjab National Bank	7.40%	2,000,000	-
	TOTAL (E)		2,300,000	2,100,000
F.	FAMILY SECURITY FUND			
	Union Bank Of India	7.00%	-	9,999,999
	Indian Overseas Bank	7.00%	-	42,500,000
	Union Bank Of India	6.6%/7.16%	450,000	3,900,000
	Punjab National Bank	7.40%	4,500,000	-
	Andhra Bank	6.80%	10,500,000	-
	Syndicate Bank	6.50%	45,200,000	-
	TOTAL (F)		60,650,000	56,399,999
	TOTAL (A+B+C+D+E+F)		7,385,951,605	6,181,332,041



Schedules to the Balance Sheet

V.O.CHIDAMBARANAR PORT TRUST
CASH AND BANK BALANCESSchedule: IV (A)
(Amount in ₹)

Sl.No.	Particular	Rate of Interest	As at 31st March 2020	As at 31st March 2019
	A. GENERAL REVENUE BANK ACCOUNTS			
	Syndicate Bank (Harbour)	61512160000015	5,322,922	22,711,094
	Syndicate Bank (Harbour) - EDI	61512010014286	1,272,087	470,887
	Indian overseas Bank (Harbour)	014301000000001	80,303,541	99,236,169
	Indian overseas Bank (EDI)	014301000000003	10,610,457	4,501,408
	State Bank of India (Main)	00000030725731739	427,000	422,661
	State Bank of India (Main) - EDI	00000010852663690	10,966,680	6,547,531
	Axis Bank	105010100026974	9,682,905	61,603,604
	Andhra Bank	56810100004696	19,464	1,103,712
	IDBI Bank	371104000034733	697,476	2,385,624
	Indian Bank	6217920633	777,989	923,555
	ICICI Bank	613901114823	399,124	877,632
	Central Bank of India	3429553946	132,048	822,343
	Indian overseas Bank (Estate)	014301000000002	4,268,929	53,088,341
	Syndicate Bank(Harbour) (CHD)	61512010023702	691,814	669,075
	Indian Overseas Bank(Harbour) (CHD)	014301000007560	13,197,132	16,619,067
	State Bank of India(Main) (CHD)	30563788654	22,392	21,646
	Axis Bank (CHD)	105010100129220	4,488,702	7,180,839
	Andhra Bank (CHD)	056810011010466	164,189	357,691
	Total (A)		143,444,851	279,542,879
	B. OTHER FUND BANK ACCOUNTS			
	Welfare - Syndicate Bank (Harbour)	61512010020243	878,358	2,279,140
	FSF- Indian overseas Bank (Harbour)	014301000002914	473,763	771,584
	HBA-Indian overseas Bank (Harbour)	014301000008415	71,308	82,366
	Total (B)		1,423,429	3,133,090
	Grand Total (A+B)		144,868,280	282,675,969
	C. Cash on hand		50,098	50,098
	Grand Total (A+B+C)		144,918,378	282,726,067



V.O.CHIDAMBARANAR PORT TRUST

Schedules to the Balance Sheet

DEFERRED TAX LIABILITY

Schedule: V

(Amount in ₹)

	As at 31st March 2020	As at 31st March 2019
Timing Difference on Account of Depreciation - Opening	1,991,324,482	1,825,273,054
Timing Difference on Account of Depreciation - Closing	2,203,955,858	1,991,324,482
Change in Deferred Tax Liability Charged to P&L Account	212,631,376	166,051,428



V.O.CHIDAMBARANAR PORT TRUST
PROFIT & LOSS ACCOUNT

(Amount in ₹)

Particulars	Sch.	For the period ending	
		31st March 2020	31st March 2019
INCOME			
Cargo handling and Storage charges	6	3,599,142,397	3,507,644,732
Port and Dock charges	7	1,626,158,209	1,284,352,212
Railway Earnings	8	35,559,650	28,552,140
Estate Rentals	9	568,127,317	374,453,139
TOTAL OPERATING INCOME		5,828,987,573	5,195,002,223
EXPENDITURE			
Cargo handling and Storage charges	10	605,418,796	746,506,785
Port and Dock facilities for Shipping	11	653,891,476	697,633,825
Railway Workings	12	45,428,603	46,364,934
Rentable Lands & Buildings	13	269,431,109	201,730,061
Management and General Administration Expenses	14	967,749,948	979,325,057
TOTAL OPERATING EXPENDITURE		2,541,919,932	2,671,560,662
OPERATING SURPLUS		3,287,067,641	2,523,441,561
ADD: Finance & Miscellaneous Income	15	536,448,534	296,523,168
LESS: Finance & Miscellaneous Expenditure	16	1,699,752,462	2,098,426,603
NET SURPLUS BEFORE TAX		2,123,763,713	721,538,126
Less: Provision for Taxation			
Current Year		558,830,437	112,342,176
Pervious Years		-	(9,160,968)
Deferred Tax Liability		212,631,376	167,028,938
NET SURPLUS AFTER TAX FOR APPROPRIATIONS		1,352,301,900	451,327,980
LESS:			
Appropriation, transfer & reserves etc.			
Employees Welfare Fund		2,500,000	2,500,000
Reserve for replacement, rehabilitation and modernisation of Capital Assets		585,526,462	186,935,812
Reserve for Development, Repayment of loans and contingencies		585,526,462	186,935,812
Transfer of surplus to Funds other than GPF.Pension & Gratuity		3,937,380	4,387,497
Total Appropriations		1,177,490,304	380,759,121
SURPLUS TRANSFERRED TO GENERAL RESERVE		174,811,596	70,568,859

Sd/-
(MALLA SRINIVASA RAO)
Financial Adviser and
Accounts Officer (I/C)

Sd/-
(R. PRABAKAR)
Financial Adviser and Chief Accounts Officer (ST)

Sd/-
(T. K. RAMACHANDRAN, IAS)
Chairman



V.O.CHIDAMBARANAR PORT TRUST

Schedules to Profit & Loss Account

(Amount in ₹)

Principal Activity	For the period ending	
	31st March 2020	31st March 2019
SCHEDULE - 6		
Income From Cargo Handling and Storage Charges		
Handling & Storage charges on General cargo	335,437,687	234,254,545
Storage of goods in Warehouse and open area	119,085,889	123,306,802
Crane and other handling equipment charges	18,976,015	18,802,420
Coal Handling charges - Coal Jetty	196,716,571	214,905,812
Coal Handling charges South Break Water	342,122,994	263,793,237
Petroleum, Oils and Lubricants handling charges	102,548,014	97,952,708
Demurrage on General Cargo	18,675,959	14,966,085
Royalty from PSA SICAL	163,333,656	911,495,996
Royalty from Stevedor and Shore handling	163,031,150	145,856,284
Container handling charges at VIII Berth	1,085,338,722	522,071,311
Coal at North Cargo Berth - I	265,149,595	247,763,935
Income from NCB II Operation	-	33,328,440
Lease rent for land to BOT Operators	20,422,235	27,575,690
Revenue Share from Harbour Mobile Cranes, Floating Cranes and Mechanisation of 9th Berth	207,490,551	180,910,115
Miscellaneous Income	41,665,560	1,986,691
Cargo Handling Division	519,147,799	468,674,661
Total	3,599,142,397	3,507,644,732
SCHEDULE - 7		
Income from Port and Dock Charges		
Towage, Mooring and Pilotage Fees	726,147,255	614,033,845
Berth Hire Charges	459,643,390	313,257,588
Port Dues	428,590,717	351,649,536
Miscellaneous Income	11,776,847	5,411,243
Total	1,626,158,209	1,284,352,212
SCHEDULE - 8		
Income From Railway Activity:		
Shipping Operation	19,504,165	19,472,920
Private Users	16,055,485	9,079,220
Total	35,559,650	28,552,140
SCHEDULE - 9		
Income From Estate Rentals:		
Estate Rental	422,658,900	349,830,066
Water & Electricity Income	145,468,417	24,623,073
Total	568,127,317	374,453,139



V.O.CHIDAMBARANAR PORT TRUST
Schedules to Profit & Loss Account for the year ended 31st March 2020 (In Rupees)

Principal Activity	For the period ending	
	31st March 2019	31st March 2020
SCHEDULE -10		
Expenditure on Cargo Handling and Storage:		
Handling & storage of General Cargo at sheds and wharfs	77,623,739	93,817,648
Warehousing	11,808,438	13,457,877
Operation & Mctce.of Wharf Cranes & Handling equipments	31,084,458	37,880,786
Coal Jetty Installations	1,369,244	1,330,407
Oil Jetty Installations	-	-
Departmental Overheads	49,371,641	105,710,941
Trade promotion	1,091,754	5,641,780
Depreciation	87,467,500	95,416,538
Cargo Handling Division	345,602,022	393,250,808
Total	605,418,796	746,506,785
SCHEDULE - 11		
Expenditure on Port and Dock facilities for Shipping (Including Pilotage):		
Towing, Berthing and Mooring and Pilotage	377,650,953	361,069,652
Port Service - Dredging, Marine Survey and other services	100,163,154	162,253,311
Miscellaneous ship Handling facilities	1,093,684	1,010,762
Fire fighting	31,908,912	36,093,598
Departmental Overheads	28,772,138	21,023,719
Depreciation Pilotage	15,250,869	15,250,870
Depreciation - Capital Dredging	87,886,752	90,639,378
Depreciation - Port and Dock	11,163,014	10,292,535
Total	653,891,476	697,633,825
SCHEDULE -12		
Expenditure on Railway Activity:		
Maintenance of Permanent Way, Station Yards & Sidings	41,232,242	45,092,187
Depreciation - Railway Work	4,196,361	1,272,747
Total	45,428,603	46,364,934
SCHEDULE - 13		
Expenditure on Rentable Lands & Buildings :		
Residential Quarters - Maintenance	159,626,552	146,084,071
Non - Residential Area - Maintenance	19,124	39,934
Departmental Overheads	50,690,638	4,760,702
Depreciation - Rent Land & Building	59,094,795	50,845,354
Total	269,431,109	201,730,061
SCHEDULE - 14		
Expenditure on Management and General Administration:		
Management and Secretarial Expenses	182,315,323	202,419,592
Port Security	165,425,141	173,051,320
Labour and Welfare Expenses	5,407,377	40,723,573
Medical Expenses	145,247,090	139,728,474
Store Keeping	11,143,175	7,364,252
Accounting and Auditing	112,031,049	89,572,327
Expenditure on Building, Library, etc	34,496,391	34,024,831
Engineering Services	61,683,094	54,331,869
Engineering Administration and Overheads	149,011,474	140,667,941
Sundry Expenses	51,542,892	49,969,524
Depreciation - Management & GI Admn	49,446,942	47,471,354
Total	967,749,948	979,325,057



V.O.CHIDAMBARANAR PORT TRUST
Schedules to Profit & Loss Account for the year ended 31st March 2020 (Amount in ₹)

Principal Activity	For the period ending	
	31st March 2020	31st March 2019
SCHEDULE -15		
Finance and miscellaneous Income		
Interest on Fixed Deposit	414,983,445	376,136,913
Interest on House Building, Conveyance and Computer Advance	4,632,446	(4,964,701)
Profit on disposal of Capital Assets, unserviceable materials & surplus materials	-	6,308,579
Penalties	16,573,886	45,606,022
Harbour Entry Fees	42,812,243	40,970,943
Dividend from Subsidiaries	3,187,879	-
Miscellaneous Income including interest on Cash balance	56,737,597	(198,117,410)
Income relating to Funds other than Pension , GPF& Gratuity	5,835,134	6,968,837
Items relating to previous years	(8,314,096)	23,613,985
Total	536,448,534	296,523,168
SCHEDULE -16		
Finance and Miscellaneous Expenditure:		
Corporate Social Responsibility	13,539,000	20,165,997
Contribution to Pension Fund & Gratuity Fund	1,600,000,000	2,010,000,000
Contribution to New Pension Fund	6,913,383	5,141,444
Bank charges	4,816	2,890
Expenditure relating to Funds Other than Pension, GPF,Gratuity	1,897,754	2,581,340
VRS Ex-Gratia	72,910,254	70,361,260
Others	5,484,405	3,549,392
Items relating to previous years.	(997,150)	(13,375,720)
Total	1,699,752,462	2,098,426,603

Sd/-
(MALLA SRINIVASA RAO)
Financial Adviser and
Accounts Officer (I/C)

sdi-
(R. PRABAKAR)
Financial Adviser and
Chief Accounts Officer (ST)

Sd/-
(T. K. RAMACHANDRAN, IAS)
Chairman



SIGNIFICANT ACCOUNTING POLICIES

1. *Basis of preparation of financial statements*

The financial statements have been prepared under the historical cost convention on accrual basis and in accordance with Generally Accepted Accounting Principles in India (Indian GAAP). The said financial statements comply with the mandatory Accounting Standards issued by the Institute of Chartered Accountants of India.

2. *Inventories:(Accounting Standard-2)*

Inventories mainly consist of maintenance spares, tools and consumables and are valued at cost determined on weighted average basis or net realizable value whichever is less

3. *Depreciation:(Accounting Standard-6)*

Depreciation of fixed assets is provided on straight line method on the economic life of assets given in the directives/circulars issued by the Government of India. Assets capitalized during the year are depreciated as follows:

Assets put to use

Upto 30 days	- Nil
Above 30 days and upto 180 days	- Half (50%)
Above 180 days	- Full (100%)

Individual assets costing less than Rs.1,00,000/- and having a life period of less than 5 years are fully charged to Revenue Account.

4. *Revenue Recognition:(Accounting Standard-9)*

The major sources of income of the Port are classified as follows:

- i. Cargo related service charges consisting of wharfage, storage charges, cargo handling equipment hiring.
- ii. Royalty from BOT Operator for VII Berth Container Terminal.
- iii. Revenue share from PPP operation of VIII Berth & Other equipment. etc.,
- iv. Licence Fees from PPP operator for the licensing of water front area and back up area.



- v. Port & Dock service charges consisting of towage & mooring and pilotage fees, berth hire fees and port dues.
- vi. Estate Related charges consisting of lease of land, rent, water and electricity and way leave charges.
- vii. **Railway earnings** consisting of siding charges collected for the use of port siding.
- viii. Finance & Miscellaneous income comprises of interest earned on investments, profit on sale of assets, port entry fees and penalties.
- ix. **All charges covered under (i) to (viii) above are recognized on accrual basis immediately on completion of the services except.** Penal interest, Interest on advance to Employees, Penalties and Entry Fees which are recognized on receipt basis. Also wherever the claim is disputed for payment and pending as on the Balance Sheet date, the same is recognized on receipt basis..

5. Fixed Assets Accounting: (Accounting Standard 10)

Fixed assets are stated in the books at historical cost consisting of actual cost of construction/ purchase price including import duties and other taxes which are directly attributable to/bring the asset to the working condition for its intended use. All expenses up to the date of commissioning of the project have been capitalized. Profit or loss on sale of fixed assets is accounted for in the Revenue accounts. Capital work in progress is stated, to the extent of work complete equated to value up to the balance sheet date.

6. Grants received from Government of India are credited to the Asset Account on completion and net value is shown as Gross Block and depreciation provided thereon. Regarding Grants received in respect of schemes pending execution, the same will be disclosed as Grants received and transferred to Capital account only on completion of assets even.

7. Investment :(Accounting Standard 13)

The Port's investments broadly consist of Fixed Deposit with banks only.

The investments are valued at cost (Par Value).

8. Retirement Benefits: (Accounting Standard 15)

Actuarial valuation carried out by Life Insurance Corporation towards Pension and Gratuity liability in respect of Employees. As per availability of funds, contributions are made to Pension Fund and Gratuity Fund created for the purpose by charging to revenue account.

Port's contribution to new pension scheme is also charged to the Profit and Loss Account. Employees who have joined service in the Port Trust after 1.1.2004 are covered under the New Contributory Pension Scheme. The said Employee's and Employer's contribution is being remitted to Chief Pension Accounting Office through NSDL under the Registration Code of the Port on



monthly basis. As on date 101 employees are covered under this scheme.

The amounts recovered from the members of General Provident fund are transferred to Employees General Provident Fund formed for this purpose

9. Borrowing Cost: (Accounting Standard 16)

Borrowing costs that are directly attributable to the acquisition and construction of assets are capitalized till the date on which the asset is commissioned. Interest on loans after capitalization is charged to Revenue account on accrual basis. However, at present Port has no loan outstanding in the books.

10. Taxes on Income: (Accounting Standard 22)

Current tax is determined as the amount of tax payable for the period. Deferred tax is recognized, subject to consideration of prudence, on timing differences, being difference between taxable income and accounting income that originate in one period and are enabled for reversal in one or subsequent periods.

11. Provisions, contingent liabilities & Contingent assets: (Accounting Standard 29)

Provisions are recognized only when there is present obligation as a result of past events and when a reliable estimate of the amount of obligation can be made. Contingent liability is disclosed for (i) Possible obligation which will be conformed only by future events not wholly within the control of V.O.C Port Trust or (ii) Present obligations arising from past events where it is not probable that an outflow of resources will be required to settle, the obligation or a reliable estimate of the amount of the obligation cannot be made.

Regarding amount due , the same is recognized on accrual basis except disputed cases which are either under litigation or under mutual discussions for negotiated settlement with Government bodies like Tamil Nadu Electricity Board (Tuticorin Thermal Power Station) and Indian Oil Corporation as well as BOT/PPP operators in which cases, the matter is subjudice.



V.O.CHIDAMBARANAR PORT TRUST
NOTES TO ACCOUNTS FOR THE FINANCIAL YEAR 2019-20
V.O.CHIDAMBARANAR PORT TRUST

The Annual Accounts for the year 2019-20 have been prepared conforming to the accounting principles and practices applicable to all Major Ports. The features of the Annual Accounts for the year 2019-20 are listed below:

Major Changes in V.O.Chidambaranar Port Trust during 2017-18:

a. Equity Contribution made by Port

Sl. No.	Company	Year of Investment	Equity contribution (Rs. In Crs)	Dividend received, if any
1.	M/s.Sethusamudramthiram Corporation Limited (SCL)	2005-06	1.00	NIL
		2006-07	15.00	
		2007-08	15.00	
		2008-09	19.00	
		Total	50.00	
2.	Tuticorin Port Road Company Limited (TPRCL)	2010-11	5.00	NIL
		2011-12	2.27	
		2013-14	17.73	
		2017-18	11.19	
		Total	36.19	
3.	Indian Port Rail Company Corporation Limited (IPRCL)	2016-17	4.50	Dividend of ₹ 31.88 lakhs for FY 2018-19 is received @ 7.08% during 2019-20.
4.	Kanyakumari Port Limited.	2019-20	0.02	NIL

- b) The actuarial valuation of pension liability of employees as on 31.03.2020 is ₹ 380.50 Crores as assessed by M/s. LIC of India. Similar valuation in respect of pensioners as on 31.03.2020 is ₹ 1250.10 Crores. Thus, the total actuarial valuation of pension liability is ₹ 1630.60 Crores. The contribution made during the current Financial Year 2019-20 is ₹ 160 Crores. Since, M/s. LIC of India has not declared the interest for the Financial Year 2019-20, the interest rate considered at 8% in line with the interest rate declared by M/s.LIC of India for Financial Year 2018-19 on adhoc basis. The shortfall



between the actual fund available after accrual of interest for the FY 2019-20 in Pension Fund and the liability as per the actuarial valuation by M/s. LIC of India is ₹ 304.00 crores, which will be made good in subsequent years subject to financial performance and availability of surplus funds and Reserves Position.

- c. The actuarial valuation of Gratuity liability of employees as on 31.03.2020 is ₹ 63.35 Crores as assessed by M/s. LIC of India. The contribution made during the current Financial Year 2019-20 is of ₹ 6.50 Crores. Since, M/s. LIC of India has not declared the interest for the Financial Year 2019-20, the interest rate considered at 8% in line with the interest rate declared by M/s.LIC of India for Financial Year 2018-19 on adhoc basis.
- d. The actuarial valuation of Employees Leave Encashment liability as on 31.03.2020 is assessed by M/s.LIC of India at ₹ 14.56 crores. An amount of ₹ 14.56 crores already held with M/s.LIC of India for the said liability under GLES.
- e. Consequent to compliance with Accounting Standard – 22 on accounting of taxes on income which has come into effect from the year 2003-04, the effect of net deferred tax Liability (DTL) is as below:

(In ₹)

Deferred Tax Liability (DTL)	As at 31 March, 2020 (In. Rs.)
DTL – as on 31.03.2019	199,13,24,482
Add: Deferred Tax recognised during the year	21,26,31,376
DTL as on 31.03.2020	220,39,55,858

- f) The details of grant received during 2019-20 are as follows

(₹ in Crores)

Sl. No	Description	Opening Balance as on 01.04.2019	2019-20		Closing Balance as on 31.03.2020
			Received	Utilised	
1.	Capital Dredging (*)	NIL	37.00	37.00	NIL
	Total	NIL	37.00	37.00	NIL

- (*) Total Grant sanctioned by Ministry of Shipping for capital Dredging is ₹ 224.01 crores. The said capital dredging work completed during 2015-16. Out of ₹ 224.01



crores, Ministry of shipping has released ₹ 223.65 crores till 31.03.2020 and balance ₹ 0.36 crores is yet to be received from Ministry of Shipping

- g. An amount of ₹ 1,73,26,000/- has been remitted by M/s.S Green Star Fertilizer Ltd., Tuticorin (the H1 bidder) for Liquid storage Tank constructed by M/s. Chemplast Tank Farms and as per the order of Hon'ble High Court, the amount remitted the same has been deposited in Escrow Account with Indian Overseas Bank and the case is still sub judice.
- h. Miscellaneous Expenditure represents expenditure incurred on Ex-gratia payments to the employees retired under SVR Scheme during 2016-17 which have been deferred for amortization for five years from 2016-17 and accordingly ₹ 7.29 crores has been charged during the Financial year to Revenue. The balance to be amortised is ₹ 7.08 crores which will be made in Financial year 2020-21.
- i. As per the directions of the Ministry of Shipping, Port has entered in to a SPV formed for the purpose of Development of Kanyakumari Port as M/s. Kanyakumari Port Limited with 40% Share, where Chennai port and Ennore Port are also shareholders at 40% and 20% share respectively. Port has already incurred an amount of ₹ 12.74 Crores towards various purposes for development of new Port which is reimbursable by Ministry or M/s. Kanyakumari Port Limited and made an investment of Rs2.00 lakhs as Share Capital.
- j. Contingent Liability not provided for in the books of Accounts, owing to uncertainty in nature and which are disputed, are as follows;
 - i. The demand from Tamil Nadu Government towards Seignorage Fees ₹ 1.18 crores and the interest demand of ₹ 5.39 crores has not been provided, since it is considered as non payable & exempted for Port.
 - ii. The cases filed by Tamilnadu Water Supply and Drainage Board, M/s Eco protection Pvt. Ltd., M/s Flemingo Duty Free Shop, M/s Jan De Nul Pvt Ltd, M/s Microtroll Sterilisation, M/s.Tebma Shipyards, Shri. AMD Leenus, etc has an overall liability and all the cases are pending before various legal forum for disposal. The details of cases have been enclosed as Annexure I.
 - iii. Service tax department filed case against K.Pushpakumar, a contract Marine Pilot for Non payment of Service Tax in which VOCPT has also been made a Party, which at present is sub judice and not quantifiable.
 - iv. Service related cases are pending before various forum of the Court of Law, challenging appointments, promotion, seniority, MACP, regularization, TA&DA,



etc and in certain cases Port has been made as Garnishee on the loan obtained by the Port employees which is neither quantifiable nor has major bearing on the revenue /expenditure on the Port account, hence the same is not specifically stated.

- v. No provision is considered for disputed Income tax, Service tax demands which are under appeal proceedings before various Authorities based on the legal opinions since these demands are not sustainable in law (Annexure –II).
- k. Amounts not considered in books as income due to its uncertainty in nature. The details are as follows:
 - i. Port has entered with various firms on several kinds of project. In that, some firms have approached various legal forums on the issues like encashment of Bank Guarantee; deduction of Liquidated Damages and TDS; claim on differential amount; royalty charges, etc. The amount involved in the same cannot be included in the book of accounts as it is disputed and uncertain in nature. Such cases details are enclosed as Annexure III.
 - ii. License fee/ the lease rental income receivable which are disputed due to court cases being / subjudice are not accounted as income in Books. Similarly, the MGT dues, of those parties for which the agreement has not been executed, on disputed has not been accounted owing to its uncertainty.
 - iii. A case on Regional Provident fund commissioner against the belated transfer of the TPT CHLP subscribers GPF balance upto 31.12.2002 along with interest has been filed before Madurai bench of Hon'ble High Court of Madras. As per the Judgment dated 18.12.2019, EPFO had been requested to pay ₹ 20,46,41,319/- towards interest apart from Principal of ₹ 62,426/- and balance ₹ 1,92,60,554/-. EPFO, Delhi has been addressed for refund.
 - iv. M/s. PSA Sical, BOT Operator operating the VII Berth has filed appeal at various legal authorities which is enclosed as Annexure IV; Due to these various cases & Court orders Port has accounted royalty @ ₹ 1,969/- TEU though royalty per agreement is different.
- l. Obsolete assets are identified, survey reported and disposed off by auction. On completion of disposal, the same shall be removed from the Block of Assets duly identifying the same.
- m. Physical Verificaion of Fixed Assets will be done Quinquennially and the first verification will be conducted during 2020-21. Physical verification of Inventments, Inventories and Tools & Plants are being done anually.
- n. Wherever considered necessary, the figures have been re-grouped / rearranged for comparison / presentation purposes including previous year figures.



Cases Filed against Port and Pending before various Forums

Annexure - I

Sl No	Party Name	Case Ref No	Brief of the case	Claim Involved (In crores)	Level of Court	Advocate Name	Last hearing and status of the case
1.	Tuticorin Port Trust VS TWAD	Appeal for OS 768 & 865 /2013 - CMP No. 1252/2020 & OSA /30/2020 CMP No. 587/2020	The lariff being claimed by TWAD as per current water tariff for Government Organisation ie., at ₹ 80/- per KL for supply of water. Port is contesting to consider the supply of water as domestic, since the water drawn is for Port Officials' residential use only.	19.00	High Court, Madras	Yaswanth.S	27.01.2020 For admission
2.	M/s. ECO Protection Engineers	WP(MD) No. 20483 of 2016	Claimed an amount of ₹ 1.35 Cr for operation and maintenance of STP unit by in the Port for five years without extension of contract. The Hon'ble High Court of Madras, Madurai bench has referred the matter for mediation. In the mediation, Port paid ₹ 38 lakhs towards maintenance charges, labour and other charges as per the agreement and requested the Contractor to submit the breakup for his claim amount mentioned above in the Mediation process. Since the Contractor did not submit the details in the Mediation process, the matter has been referred to Hon'ble High Court	1.35	High Court, Madras	Yaswanth.S	
3.	M/s. Flemingo Duty Free shop	O.S.176 of 2015	Flemingo Duty Free Shop (P) Ltd., entered into an agreement with Port for ferry service from Tuticorin to Srilanka during the year 2012 on license fee basis. The Petitioner was not able to do business due to lesser traffic utilising the ferry service. The company has stopped the ferry service and not performed his duties as per the Concession Agreement (CA). So, the Port has encashed the Performance Guarantee amounting to ₹ 6.80 Cr and the company has initiated Arbitration proceedings. The learned Arbitrator has issued an Arbitral Award in favour of the Petitioner by directing the Port to refund the Performance Guarantee. The Port has filed an appeal before the Hon'ble District Court, Tuticorin against the Arbitral Award. The Petitioner has filed an appeal against the Arbitral Award for not allowing his claim of refund of license fee paid him to the Port. The appeal filed by the Port was disposed by the Principle District Judge vide order dated 12.09.2019, with the direction to repay the encashed BG with 13% interest.	10.00	District Court	Sundaram	



Sl No	Party Name	Case Ref No	Brief of the case	Claim Involved (In crores)	Level of Court	Advocate Name	Last hearing and status of the case
4.	VOCPT VS Jan de nul	OSA No. 101/2020	Appeal against the order of the single bench conforming arbitration award for payment of idle charges	70	High Court, Madras	Yaswanth.S	28.02.2020 For admission
5.	VOCPT Tebma shipping	OP 365/ 2014	Appeal against arbitral award issue related to poor workmanship of tug	Not quantifiable	High Court, Madras	Yaswanth.S	18.03.2020 For final disposals/ arguments
6.	Micro troll Sterilization	WP(MD) No:7100/2009	To cancel the alternative allotment and return the security deposit/upfront premium paid	0.1	High Court, Madurai	Yaswanth.S	17.03.2020 For final hearing
7.	P. Vetrivel & Dinakaran	CP (No) 135/1992 & CP (No) 155/1992	To calculate piece rate incentive correctly as did before 1.1.2000	Not quantifiable	Labour Court, Tirunelveli	P.S. Sundaram	22.04.2020 stay
8.	Tuticorin Corporation	WP (MD) 7157 of 2016	Vacant Land Tax- The Local authority has claimed vacant land tax for an amount of ₹ 8.15 crores against the Port. The Port has contested the claim and hence, the same has not been considered in the books of accounts	8.15	High Court, Madurai	A. Arivuchandran	The case was disposed on 21.08.2019 with the observation that the case is premature.



TAX DEMANDS**ANNEXURE -II****I. INCOME TAX & TDS :**

Sl. No	Last Letter No. and Date	Order Ref	Brief of the Case	Assessment Year	Claim involved (Rs. In crs)	Status
1	Appeal filed before Commissioner (Appeals) on 30.01.2018	Order U/s 143(3) rws 147 dt.28.12.2017	Appeal against the Assistant Commissioner of Income Tax Order u/s 143(3) rws 147 of Income Tax act, 1961 dated 28.12.2017 pending before the Commissioner of Income Tax(Appeals), Madurai	A.Y. 2011-12	9.07	The Pronouncement of Order by Commissioner (Appeals) is awaited
2	MRIT00787D Notice No: C.No./Arrear/2018 -19/TDS Ward, Tirunelveli/46 dt. 04.03.2019	-	M/s. TUTICORIN PORT TRUST CARGO HANDLING LABOUR POOL-TAN-MRIT00787D TDS Outstanding demand.	AY 08-09 to AY 11-12	0.25	Reconciliation is under process
Total					9.32	

II. SERVICE TAX

- a. Consequent on announcement of Sabka Vikas Dispute Resolution Scheme, 2016 by the Government of India in the Union Budget 2019-20 for large number of tax payers with the view, for closing their pending disputes relating to Legacy Service Tax and Central Excise cases, Port has opted 4 cases pending before Assistant Commissioner and CESTAT with a financial implication of ₹ 7,61,100/-. After adjusting the Pre-deposit already made for contesting the cases, the Port has made an amount of ₹ 5,33,171/- as a full and final settlement. Further, a case pending on CISF under Reverse Charge Mechanism having a financial implication of ₹ 5.40 lakhs was also opted to resolve under the above scheme with a net financial implication of ₹3.60 lakhs. To this extent, a confirmation has also been received vide Form SVDLR-4. After opting 4 cases out of 9 cases, 5 cases are pending before various forums.
- b. Erstwhile Service Tax Department has conducted the Tran 1 verification in respect of CENVAT Credit for the Period of April 16 to June 17 during 2019- 20 and has called for certain clarifications with a demand of ₹ 92.01 lakhs. In response Port has furnished its response substantiating the action of the Port for not to pay the demand



c) The other issues pending before various authorities is furnished here under :

Sl. No	Last Letter No. and Date	Order Ref	Brief of the Case	Claim involved (Rs. In crs)	Status
	SLA No.33260-33261/2017 dt.4.12.2017	CESTAT Order No: 41663-41664 dated 04.12.2017	Service Tax on Royalty Charges from M/s.PSA Sical.	5.77	Pending before Hon'ble High Court of India [Case entrusted to M/s. Lakshmikumaran & Sridharan Attorneys, Chennai]
	Order of Appeal No.417/2018 dt.19.11.2018	06/JC/ST/2015 dated 13.1.2015	Short payment of Service Tax -Incorrect Rate of Service Tax -FY 2004-05	0.15	The Hearing is in Progress before Hon'ble High Court of Madras, Madurai Branch [Case entrusted to M/s. Lakshmikumaran & Sridharan Attorneys Chennai]
	Order of Appeal No.418/2018 dt.19.11.2018	O-I-O No.02/ JC/ST/2015 dated 27.2.2015	Non payment of Service Tax on Cleaning Charges Collected by the Port.	0.15	
	A.NO; 19/2019 dt.25.02.2019	O-I-O 36/JC/ ST/2018 dated 26.12.2019	Non payment of Service Tax on Reverse Charge Mechanism on Rent a Cab and Man Power supply (October 15 to June 17)	1.47	The Hearing is in Progress before Commissioner appeals, Madurai [Case entrusted to A.John Moris & Co., Chartered Accountants]
	Order-in-Original MDU-ST-COM-02/ 2019 dated 30.04.2019	SCN 2/2017 dated 11.02.2017	Non payment of Service Tax on Reverse Charge Mechanism for FY 2012-13 to 2014-15 on Works Contract, Railway Payments, Water & Electricity Charges and Differential Estate rental and Differential value of Service Tax on Revenue - (CHD Division).	5.12	The Hearing yet to be Posted. [Case entrusted to M/s.A.John Moris & Co., Chartered Accountants]
	Order in Original 03/2020 dt.28.02.2020	SCN 23/2019 dt.19.04.2019	Non payment of Service Tax on Royalty Charges from PSA Sical and Rent from M/s.TANGEDCO (TTPS) and Other Lessee's for the amounts under dispute.	77.81	Process of Preferring an appeal before CESTAT, Chennai. [Case entrusted to M/s. Lakshmikumaran & Sridharan Attorneys, Chennai]
			Total	90.47	



Disputes pending at various legal forums

Annexure- III

Sl No	Party Name	Case Ref No	Brief of the case	Claim involved (In crores)	Level of Court	Advocate Name	Last hearing and status of the case
1.	Seaport Logistics	Arb OP 42 of 2019 & 46 of 2019	An amount of ₹ 1.01 Crores payable to M/s. Sea Port Logistics by on account of TDS refund has been withheld towards Revenue share due from M/s. SeaPort Logistics. In the Arbitration Award, it has been pronounced to refund ₹ 1.01 Crores with interest. Claiming damages for loss and deducted performance security amount in the floating crane project	1.01	PDJ, Thoothukudi	Neelaveni.V	20.04.2020 Arguments
2.	DBGT vs VOCPT	OP No. 979/2019	₹ 3.85 crores plus applicable taxes and Interest due to in-admissibility of rebate in computing Gross Revenue as per tariff approved by TAMP for calculation of Revenue share on deployment of Harbour Mobile Crane by M/s. Dakshin Bharat Gateway Terminals (P) Limited (DBGT) for VIII Berth and the same is disputed. The said, dispute had been referred to Arbitration for settlement and hence, the en-cashed BG amount ₹ 14.85 crores during the year 2017-18 is treated as Income on account of Revenue share and Interest for delayed payment in books during the Financial year 2019-20 on cum-duty basis. However, M/s. DBGT has filed an appeal before the Hon'ble High Court of Madras and not listed even at the date of Balance Sheet. In the Arbitration case, M/s. DBGT made a claim of ₹ 4.70 crores with interest at SBI PLR plus 2% and the port has made a claim of ₹ 11.88 crores towards Liquidated damages and Revenue Share Challenging the arbitration award - claiming reduction in revenue share, license fee refund	11.88	High Court, Madras	Yaswanth.S	26.02.2020 Notice of motion



SI No	Party Name	Case Ref No	Brief of the case	Claim Involved (In crores)	Level of Court	Advocate Name	Last hearing and status of the case
3.	M/S. Vendanta Limited	WP(MD) NO. 13795 of 2016	Challenging the demand notice issued for payment of short levy on thermal coal imported for power plant	1.00	High Court, Madurai	A. Arivuchandran	
4.	Mukund Ltd.,	OS/103/2015	M/s. Mukund Ltd., has filed a suit for ₹1.38 Crores in the Principal District Court Thoothukudi against the Port against levy of Liquidated damages and other charges of ₹0.13 Crores totaling to ₹ 1.51 Crores Claiming the contract consideration on contractor employee's account instead of the depositing in the contractor's account	1.51	ADJ Tuticorin	P.S. Sundaram	16.06.2020 issues
5.	Tuticorin Ship Agents Associate	WP(MD) No. 6366 of 2017	Challenging the trade notice issued on penal berth hire charges	Not quantifiable	High Court, Madurai	Neelaveni.V	yet to be listed
6.	PSTS Logistics & sea port	WP(MD) No. 25484 of 2018 & 25485 of 2018	Challenging the revision of railway siding charges and retrospective demand	0.37	High Court, Madurai	A. Arivuchandran	31.01.2019 For admission
7.	Hari & Co vs Traffic Manager	WP(MD) No. 3965 of 2020	Challenging the revision of railway siding charges and retrospective demand	0.03	High Court, Madurai	Lajapathi roy	27.02.2020 For admission
8.	GAC SHIPPING INDIA PVT. LTD., Vs. THE BOARD OF TRUSTEES	WP(MD) 19160-63 OF 2017	GAC Shipping India Pvt. Ltd., and Tuticorin Ship Agent Association has challenged the trade notice issued by the Port for collecting the penal berth hire charges with retrospective effect. The Hon'ble High Court has granted interim stay for the collection of penal berth hire charges retrospectively. The Port has filed application to vacate the interim stay and the matter is yet to be heard by the Hon'ble Court. Challenging the penal berth hire charges retrospectively	Not quantifiable	High Court, Madurai	A. Arivuchandran	Yet to be listed for hearing



SI No	Party Name	Case Ref No	Brief of the case	Claim Involved (In crores)	Level of Court	Advocate Name	Last hearing and status of the case
9.	Vital SA representative through Anil Shastri Vs Asian Natural Resources India Ltd	EP No.4/2016	M/s. Sical Logistics Ltd.: Contingent income amounting to ₹ 1,96,44,438/- upto the period of 31.03.2020 is not accounted in the Books of Accounts against discharge 54,300 MT of coal on account of M/s. Bhatia Industries and Infrastructure Ltd., (Consignee) and the Steamer Agent of the Vessel No.14-15/0867 – Sun Beam. To realize the pending dues and spontaneous combustion resulting in the cargo loss, Port filed an affidavit before the Principal District Court, Thoothukudi in August, 2017. Hence, the Cargo is under the custody of the Court. The Court directed the Port to collect the rental charges from the buyer of the Cargo. Since, the buyer of the Cargo could be known only after completion of the sale proceeding, Port issued the demand in the name of M/s.Sical Logistics Ltd., who is the initial allottee of the said land and occupied the Coal Stack Yard on rental basis upto 21.11.2019. On revision of Scale of Rates with effect from 21.11.2019, the status quo of weekly allotment is maintained. The monthly rental demand are not effected due to subjudice	1.96	District Court, Thoothukudi	Neelaveni.V	Case disposed 04.06.2019 as the EP filed was withdrawn.
10.	VOCPT vs ESI Corporation	WA No.1816 of 2009	CHD-ESI: Ineligible claim from ESI Corporation Ltd., in respect of claim made on erstwhile TSA labour pool for the period from 1.4.1983 to 31.7.1987 with Interest of ₹ 2,11,11,354/- is paid in February 2012 due to orders of attachment issued by ESI claim has been contested before Hon'ble High Court of Madras restoration petition in W.P.No.14980 of 1997 filed in August 2012	2.11	High Court, Madras	Yaswanth.S	Yet to be listed for hearing



Appeals filed by M/s. PSA SICAL

Annexure - IV

Sl. No	Party Name	Case Ref No	Brief of the case	Claim Involved (In cr.)	Level of Court	Advocate Name	Last hearing and status of the case
1.	TAMP	Wa1845/2009	TAMP filed case against PSA Sical claiming loss for non-impletation of its order	132.26	High Court, Madras	Yaswanth.S	yet to be listed
2.	PSA Sical Terminals Ltd.,	WMP No. 17399 of 2019 in WP No. 3851 /2010	To set aside the TAMP order for revision of rates	NA	High Court, Madras	Yaswanth.S	13.08.2019 Miscellaneous petition
3.	PSA Sical Terminals Ltd.,	A.2106/2016	To withdraw the balance 3Cr amount deposited in HC, Madras	3.00	High Court, Madras	Yaswanth.S	Not listed
4.	PSA SICAL	Wa196/ 2010	Claiming for the change in royalty to revenue scheme	Nil	High Court, Madras	Yaswanth.S	yet to be listed
5.	PSA Sical Terminals Ltd.,	SLP No.33260 -33261/2017 CA No.003699 - 003700/2018	To set aside HC order settling aside the Arbitration award allowing change from royalty to revenue share	1500.00	Supreme Court, Delhi	Keshav Thakur	16.02.2020 For final hearing
6.	PSA Sical Terminals Ltd.,	Arbitration	Strengthening of the berth, not to pay MGT and not to deduct BG	Not quantifiable	High Court, Madras	Yaswanth.S	yet to be listed



NOTES TO PROFIT AND LOSS ACCOUNT

Various Items of Income and Expenditure :

- 1) The details of income and expenditure are available in Schedules annexed to the Profit and Loss Account for the year ended 31.03.2020.
- 2) The amount provided for depreciation, renewals, or diminution in value of Fixed Assets are furnished in the Schedule 3 to the Balance Sheet.
- 3) There is no instance of any asset not provided for depreciation during the year with respect to the policy of providing Depreciation of Assets in use for more than 30 days.
- 4) For the Financial Year 2019-20, provision for taxation is made for ₹ 55.88 Crores.
- 5) Liabilities provided for specific outstanding in the books of Accounts on provisional basis, whereas Contingencies are not specific commitments and hence not provided for.
- 6) Provision to the statutory Reserves viz., Fund from Replacement, Rehabilitation and Modernisation were made @ 3% of the Capital employed during the year. Similarly, the shortfall in provisions for the financial year 2018-19 were also made good @ 1.5% of capital employed during the year. Capital employed has been taken as Net Fixed Assets and Net Current Assets reported in the Balance Sheet.

7) Expenditure incurred on specified heads :

A statement showing the Total Expenditure on various specified heads are made available in the Additional schedule annexed to the profit and loss account

8) Income from Investments :

The total interest earned on investments for the year 2019-20 is ₹ 41.50 Crores in respect of General Revenue

- 9) Dividend of ₹ 31.88 lakhs received from M/s. Indian Port Rail Corporation Limited (IPRCL) and no dividend received from other subsidiary companies.

10) Amount paid /payable to Auditors.:

A claim of ₹ 63.88 lakhs based on the 5th pay commission pay-scale received for the Financial Year 2017-18 on adhoc basis has been paid to C&AG during the Financial Year 2019-20 while forwarding to certain for Financial year 2017-18. Further, no claim has been received from C&AG for conducting concurrent audit in respect of Financial Year 2018-19. C&AG has stated that the revised rates of audit fee on account of 6th and 7th Central Pay Commission had not yet been notified by the Ministry of Finance. However, no bills at revised fee structure as per the applicable Central Pay Commission has been received from the C&AG from 2007-08 onwards. However. Provision made for Financial year 2018-19 for ₹ 60.00 lakhs during



Financial year 2018-19 and based on the claim received for the Financial Year 2017-18, a provision has been made for ₹ 64.00 lakhs for the Financial Year 2019-20.

11. The value of total purchase of stores and materials made on capital account but not included in the capital account is Nil.
12. The accounting policies followed for preparation of Balance Sheet and Profit and Loss Account are given in the Notes on Account appended to Annual Accounts for the year 2019-20
13. The earnings on foreign exchange is NIL. However, rates for certain ship related services are fixed in US\$ rates but collected in equivalent Indian Rupees Income received on US\$ denominated tariff during 2019-20 is ₹ 145.02 Crores.

Quantitative Information:

- i) Installed capacity of the Port: 65.90 million tonnes.
- ii) Quantity of Cargo handled by Port is 36.08 Million tonnes.

14) Details of Staff Strength:

Employees of the Port as on 31.03.2020: Category wise Sanctioned strength and Actual strength are furnished hereunder:

Sl. No	Particulars	Operational Depts.	Engg. Depts.	Admn. Depts.	Total
	Number of Employees		(In Nos)		
	Actual Strength				
	Port	261	126	72	459
	CHD	233	-	-	233
	Total	494	126	72	692
	Sanctioned Strength				
	Port	434	319	189	942
	CHD	287	-	-	287
	Total	721	319	189	1,229
	Salaries and Wages	(in ₹crores)			
	Expenditure on salaries including wage arrears, overtime, PLR, EL encashment				
	Port	35.55	13.25	9.35	58.15
	CHD	27.36	-	-	27.36
	Total	62.91	13.25	9.35	85.51





भारतीय लेखा तथा लेखा परीक्षा विभाग
कार्यालय महानिदेशक वाणिज्यिक लेखा परीक्षा
तथा पदेन सदस्य लेखा परीक्षा बोर्ड, चेन्नै

Indian Audit and Accounts Department
*Office of the Director General of Commercial Audit
Chennai*

No. DGCA/R-II/CA-3/VOCPT-SAR/4-8/2020-21/125

Date : 02.11.2020

To

~~The Secretary,
Ministry of Shipping,
Transport Bhawan,
No. 1 Parliament Street,
New Delhi 110 001.~~

Sir,

Sub: Separate Audit Report on the accounts of V.O. Chidambaranar Port Trust for the year 2019 - 20 - Regarding.

I forward herewith the Separate Audit Report on the accounts of V.O. Chidambaranar Port Trust for the year 2019 - 20.

A copy of the Audit Report and the Accounts as presented to Parliament may be sent to this office and four copies thereof may be sent to the Director General (Commercial), O/o the Comptroller and Auditor General of India, Pocket 9, Deen Dayal Upadhyaya Marg, New Delhi 110 124.

The dates of presentation of the Accounts and Audit Report to Parliament may kindly be intimated to this office.

The receipt of this letter with enclosures may be acknowledged.

Yours faithfully,

Sd/-
(R.AMBALAVANAN)
Director General of Commercial Audit, Chennai.


Encl. as above

इंडियन ऑइल भवन - 2, 139, महात्मा गाँधी मार्ग, चेन्नै 600 034
Indian Oil Bhavan, Level-2, 139, Mahatma Gandhi Road, Chennai - 600 034
Tel:044-28330147 Fax : 044-28330142/45 e-mail : mabchennai@cag.gov.in



DGCA/R-II/CA-3/VOCPT-SAR/4-8/2020-21/126 Dated : 02.11.2020

Copy of the Separate Audit Report along with Annexures on the accounts of V.O.Chidambaranar Port Trust, Tuticorin for the year 2019-20 and Management Letter are forwarded to the Chairman, V.O. Chidambaranar Port Trust for Placing the same before the Authority. A copy of the Hindi version of the Accounts, Audit report and Audit certificate as presented to the Parliament may be sent to this office and four copies thereof may be sent to the Director General (Commercial), O/o. the Comptroller and Auditor General of India, Pocket 9, Deen Dayal Upadhyaya Marg, New Delhi 110 124.



(R.AMBALAVANAN)

Director General of Commercial Audit, Chennai

Place : Chennai
Date : 02.11.2020



**SEPARATE AUDIT REPORT OF THE COMPTROLLER & AUDITOR GENERAL OF
INDIA ON THE REVISED ACCOUNTS OF V.O. CHIDAMBARANAR PORT TRUST
FOR THE YEAR ENDED 31 MARCH 2020**

We have audited the attached Balance Sheet of V.O. Chidambaranar Port Trust, (Port) Tuticorin as at 31 March 2020 and the Profit & Loss Account for the year ended on that date under Section 19(2) of the Comptroller & Auditor General's (Duties, Powers & Conditions of Service) Act, 1971 read with Section 102 of the Major Port Trusts Act, 1963. These financial statements are the responsibility of the Port's management. Our responsibility is to express an opinion on these financial statements based on our audit.

2. The separate Audit Report contains the comments of the Comptroller & Auditor General of India (CAG) on the accounting treatment only with regard to classification, conformity with the best accounting practices, accounting standards and disclosure norms, etc. Audit observations on financial transactions with regard to compliance with the Law, Rules & Regulations (Propriety and Regularity) and efficiency-cum-performance aspects, etc., if any are reported through Inspection Reports/ CAG's Audit Reports separately.

3. We have conducted our audit in accordance with auditing standards generally accepted in India. These standards require that we plan and perform the audit to obtain reasonable assurance about whether the financial statements are free from material misstatements. An audit includes examining, on a test basis, evidences supporting the amounts and disclosure in the financial statements. An audit also includes assessing the accounting principles used and significant estimates made by management, as well as evaluating the overall presentation of financial statements. We believe that our audit provides a reasonable basis for our opinion.

4. Based on our audit, we report that :

- I. We have obtained all the information and explanations, which were necessary for the purpose of our audit, other than the basic records of *M/s PSA SICAL, M/s Imcola Crane Company Pvt. Ltd, M/s Seaport Logistics Pvt. Ltd, M/s DBG T Pvt Ltd, M/s NTPL, M/s TCTPL & M/s Chennai Radha Engineering Works Pvt. Ltd* in order to certify the total revenue and corresponding share of revenue received by V.O.Chidambaranar Port Trust as per Concession Agreement with *M/s PSA SICAL, M/s Imcola Crane Company Pvt. Ltd, M/s Seaport Logistics Pvt. Ltd, M/s DBG T Pvt Ltd, M/s NTPL, M/s TCTPL & M/s Chennai Radha Engineering Works Pvt. Ltd.*;



- ii. The Revised Balance Sheet and Profit and Loss Account dealt with by this report have been drawn up in the format approved by the CAG under Section 102 of the Major Port Trusts Act, 1963;
- iii. In our opinion, proper books of accounts and other relevant records have been maintained by the V.O. Chidambaranar Port Trust as required under Section 102 of the Major Port Trust Act, 1963 in so far as it appears from our examination of such books.
- iv. We further report that :

A	Balance Sheet
1	<p>Application of Funds - Investments Equity Contributions - ₹ 90.71 crore SethuSamudram Corp. Ltd. - ₹ 50 crore</p> <p>The Port has, made an investment of ₹ 50 crore in the equity shares of SethuSamudram Corporation Limited which is under the process of winding up. Non-provisioning for the diminution/decline in the value of investment, as per the provisions of Accounting Standard-13, resulted in overstatement of Investments and understatement of Provisions by ₹ 50 crore.</p>
2	<p>Application of Funds - Current Liabilities and Provisions - ₹591.40 crore</p> <p>The above is understated by an amount of ₹ 289.06 crore being the shortfall in contribution towards Pension and Gratuity Funds, as per Actuarial valuation made by LIC. This has also resulted in overstatement of Profit to the same extent.</p>
B	Revision of Accounts
	The Port revised its accounts based on the audit observations issued by CAG. As a result, there was a decrease in the profit after tax by ₹ 0.06 Crore.
C	Grants-in-aid
	The opening balance of Grant-in-aid was Nil, however, an amount of ₹41.22 crore was receivable at the beginning of the year. During the year, an amount of ₹37.00 crore was received which was fully utilized. As such, closing balance of Grant receivable as on 31 March 2020 was ₹4.22 crore.
D	Management Letter
	Deficiencies which have not been included in Audit Report are brought to the notice of the Chairman, V.O. Chidambaranar Port Trust, through a Management letter to be issued separately for remedial/corrective action.




v. Subject to our observations in the preceding paragraphs, we report that the revised Balance Sheet and Profit and Loss Account dealt with by this report are in agreement with the books of accounts.

vi. In our opinion and to the best of our information and according to the explanations given to us, the said financial statements read together with the Accounting Policies and Notes on Accounts, and subject to the significant matters stated above and other matters mentioned in Annexure I to this Audit Report give a true and fair view in conformity with accounting principles generally accepted in India:

- a. in so far as it relates to the Balance Sheet, of the state of affairs of the V.O.Chidambaranar Port Trust as at 31 March 2020; and
- b. in so far it relates to Profit and Loss Account of the profit for the year ended on that date.

5. A review of accounts showing the summarized financial results of the V.O.Chidambaranar Port Trust for the last three years is given in Annexure 11.

For and on behalf of the C &AG of India



(R.AMBALAVANAN)

Director General of Commercial Audit, Chennai

Place : Chennai
Date : 02.11.2020



ANNEXURE I

1) Adequacy of Internal Audit

The internal audit of the Port for the period 2019-20 was not completed.

2) Adequacy of Internal Control System

Internal Control System was inadequate and not commensurate with the size and nature of the Port.

3) Physical Verification of Fixed Assets

The Port did not conduct Physical Verification of Assets during 2019-20.

4) System of Physical Verification of Inventories

The Port did not conduct Physical Verification of Inventory during 2019-20.

5) Regularity in payment of statutory dues

The Port was regular in payment of statutory dues.

B. V. Narayanan
DIRECTOR (ADMIN) 2/11



**REVIEW OF ACCOUNTS OF V.O. CHIDAMBARANAR PORT TRUST
FOR THE YEAR ENDED 31 MARCH 2020 BY THE COMPTROLLER
& AUDITOR GENERAL OF INDIA**

Note: This review of accounts has been prepared without taking into account the audit observations/ comments contained in the Audit Report of the Comptroller and Auditor General of India

I. Financial Position:

The following table summarizes the financial position of the V.O. Chidambaranar Port Trust, Tuticorin at the end of each of the three years ending 31 March 2018, 2019 and 2020:

(₹ in crore)

Particulars	2017-18	2018-19	2019-20
A. SOURCES OF FUNDS			
(I) Capital Reserves	1663.18	1663.18	1663.18
(ii) Revenue Reserves	3.12	3.55	22.56
(iii) Statutory Reserves	125.3	162.69	279.79
(iv) Pension, Fund, Gratuity Fund, HBA, Spl, FMB	0.28	0.23	0.25
(v) Current Liabilities & Provisions	950.54	621.82	591.40
(vi) Deferred Tax Liability	182.53	199.13	220.40
Total (A)	2924.95	2650.60	2777.58
B. APPLICATIONS OF FUNDS			
Gross Block	1556.11	1625.87	1681.99
Less: Depreciation	281.29	312.26	343.71
Net Fixed Assets	1274.83	1313.62	1338.28
Work-in-Progress	188.93	164.16	111.87
Investments	624.73	618.13	738.60
Current Assets	836.46	554.69	588.83
Total (B)	2924.95	2650.60	2777.58
C. Working Capital	-114.08	-67.14	-2.57
D. Net Worth	1791.60	1829.42	1965.53
E. Capital Employed	1160.75	1246.48	1335.71
F. Return on Capital Employed (percentage)	8.69	3.62	10.12
Note: Working Capital represents Current Assets minus Current Liabilities & Provisions			
Capital Employed represents Net Fixed Assets plus Working Capital			
Return on Capital Employed represents percentage of net surplus (before appropriations) to Capital employed.			
Net worth represents Capital Reserves, Revenue Reserves and Other (Statutory) Reserves plus Surplus/less accumulated deficits.			



II. Operating results		(₹ in crore)		
Particulars	2017-18	2018-19	2019-20	
a) REVENUE				
(I) Operating Income	614.84	519.50	582.90	
(ii) Non-Operating Income	52.44	29.65	53.64	
Total (a)	667.28	549.15	636.54	
b) EXPENDITURE				
(I) Operating Expenditure	241.53	267.16	254.19	
(ii) Non-Operating Expenditure	260.16	209.84	169.98	
Total (b)	501.69	477.00	424.17	
c) Net Surplus (before tax) = (a) - (b)	165.59	72.15	212.37	
d) Less: Provision for deferred tax liability	26.38	16.70	21.26	
Provision for Income Tax	38.38	10.32	55.88	
Total (d)	64.76	27.02	77.14	
e) Net Surplus (after Tax) = (c) - (d)	100.83	45.13	135.23	
Add: Amount transferred from Reserve Funds				
f) Total amount available for appropriation	100.83	45.13	135.23	
g) Less: Transfer to Reserve Funds etc.	68.56	38.08	117.75	
h) Less: Surplus transferred to General Reserve	32.27	7.06	17.48	
i) Percentage of Net Surplus to (After tax)				
(i) Operating Income	16.40	8.69	23.20	
(ii) Net Fixed Assets	7.91	3.44	10.10	
(iii) Net Worth	5.63	2.47	6.88	
J) Ratio Analysis (Liquidity and Solvency)				
(i) Percentage of Current Assets to Current Liabilities	88.00	89.20	99.57	
(ii) Percentage of Quick Assets to Current Liabilities	4.67	4.55	2.45	
(iii) Percentage of Sundry Debtors to Operating Income	21.14	16.15	18.67	

B. Vardhan
Director (Administration)



REPLY TO SEPARATE AUDIT REPORT FOR THE YEAR 2019-20 ANNUAL ACCOUNTS

Statement A

Sl. No.	Audit Para	Port's Reply
A	Balance Sheet	
	<p>Application of Funds - Investments Equity Contributions – Rs. 90.71 crore Sethu Samudram Corp. Ltd. – Rs. 50 crore</p> <p>The Port has, made an investment of Rs. 50 crore in the equity shares of Sethu Samudram Corporation Limited which is under the process of winding up. Non-provisioning for the diminution / decline in the value of investment, as per the provisions of Accounting Standard-13, resulted in overstatement of Investments and understatement of Provisions by Rs. 50 crore.</p>	<p>Port has, as per directions of Ministry, made an Investment of Rs. 50 Crore in the Equity shares of M/s. Sethusamudram Corporation Limited (SCL). Accordingly, the Investment is made by the Port with M/s. SCL and has been disclosed under Investments at cost. As per para 17 of AS-13 "Long-Term investments are usually carried at cost. However, when there is a decline, other than temporary, in the value of a long term investment, the carrying amount is reduced to recognise the decline. Indicators of the value of an investment are obtained by reference to its market value, the investee's assets and results and the expected cash flows from the investment". In the current proceedings since the Equity Shares are not being traded, neither the Port has anticipated any decline in the Investment value or any indication for to recognise such decline.</p> <p>Further, the Investment of Rs. 50 Crore made by the VOCPT is as per the directions of the then Ministry of Shipping, Road Transport and Highways Department, New Delhi vide Letter No. PD-26014/3/2004-Sethu dated 01st June, 2005 along with Other Major Ports, PSUs and Government of India in SCL. On receipt of information on winding up of the SCL from the Ministry of Shipping, necessary action on carrying cost, if any, will be made in the accounts</p>



Sl. No.	Audit Para	Port's Reply
2	<p>Application of Funds - Current Liabilities and Provisions – Rs. 591.40crore</p> <p>The above is understated by an amount of Rs.289.06 crore being the shortfall in contribution towards Pension and Gratuity Funds, as per Actuarial valuation made by LIC. This has also resulted in overstatement of Profit to the same extent.</p>	<p>As per the Annual Accounts for FY 2018-19, the shortfall in Pension fund liability is only Rs. 46.75Cr. However, the sudden raise in actuarial valuation of Pension fund in FY 2019-20 is mainly due to implementation of revision of salaries and pension in respect of Class I & II Employees & Pensioners i.e., w.e.f. 01.01.2017 and ascertainment of actuarial valuation of Pension fund liability thereon only. Further, as informed to the Audit, the reason for such huge increase in liability is under examination and the issue was already taken up with M/s. LIC. Hence, as per availability of Surplus funds, a contribution of Rs. 160 Cr was made against the Pension and Gratuity fund liability which is over and above the Revised Estimate of Rs. 101 Cr. for FY 2019-20.</p> <p>In view of the above, after ascertaining the reasons for such huge increase in pension fund liability and as per the availability of funds, shortfall will be made good.</p>
B	<p>Revision of Accounts</p> <p>The Port revised its accounts based on the audit observations issued by CAG. As a result, there was a decrease in the profit after tax by Rs. 0.06 Crore.</p>	Factual



Sl. No.	Audit Para	Port's Reply
C	<p>Grants-in-aid</p> <p>The opening balance of Grant-in-aid was Nil, however, an amount of Rs. 41.22 crore was receivable at the beginning of the year. During the year, an amount of Rs. 37.00 crore was received which was fully utilized. As such, closing balance of Grant receivable as on 31 March 2020 was Rs. 4.22 crore.</p>	Factual
D	<p>Management Letter</p> <p>Deficiencies which have not been included in Audit Report are brought to the notice of the Chairman, V.O.Chidambaranar Port Trust, through a Management letter to be issued separately for remedial/corrective action</p>	Noted for compliance.



Statement B**REPLY TO SEPARATE AUDIT REPORT FOR THE YEAR 2019-20 ANNUAL ACCOUNTS**

Sl. No.	Audit Para	Port's Reply
1	Adequate of Internal Audit The internal audit of the Port for the period 2019-20 was not completed	The Internal Audit Report for the year 2018-19 (Upto Sep., 2018) have already been furnished to Audit as well as placed before the Board of Trustees. For the appointment of Internal Auditors, the Tender process is in advance stage. Once the work is awarded, the Internal Audit will be conducted for the period from Oct., 2018 to March, 2020 as past period audit and for the current Financial Year 2020-21 will be made as concurrent Audit.
2	Adequate of Internal Control System Internal Control System was inadequate and not commensurate with the size and nature	In order to improve the Accounting, the Posting powers earlier provided at the level of Accounts Officers has been withdrawn and posting are being made, upto Rs. 5.00 lakhs by Accounts Officer Gr.II and Rs. 10.00 lakhs by AO Gr. I and more powers delegated to Senior A.Os / Dy.CAO/ Sr.DCAO. Further, as stated above, the tender process for appointment of Internal Auditors is at advance stage and their appointment will strengthen the internal Control System.



Sl. No.	Audit Para	Port's Reply
3	<p>Physical Verification of Fixed Assets</p> <p>The Port did not conduct Physical Verification of Assets during 2019-20</p>	<p>As informed, during the course of Audit, the Port has already issued a NIT on 09.05.2020 for "Physical Verification of VO Chidamabaranar Port Trust Assets including Regrouping, Assigning Unique Number for each asset and Reconciliation with asset register of SAP and Tools & Plant Register" and finalisation of Tender is under progress. On completion, the work order will be issued and the report will be made available upon approval of the Board.</p>
4	<p>System of Physical Verification of Inventories</p> <p>The Port did not conduct Physical Verification of Inventory during 2019-20</p>	<p>The physical verification certificate in respect of inventory (Tools & Plants) obtained from all the Departments are already forwarded to RAO Unit.</p>
5	<p>Regularity in payment of Status dues</p> <p>The Port was regular in payment of Statutory dues</p>	<p>Factual</p>





V.O.CHIDAMBARANAR PORT TRUST



PART - IV STATISTICAL DETAILS

VITAL PORT STATISTICS

A. Topography of Port (As on 31st March, 2020)

Port : V.O. Chidambaranar Port Trust

Year 2019-20

Location		Entrance Channel			Turning Circle		Type of Dock/ Port
Latitude	Longitude	Length (Km)	Minimum Depth (Meters)	Minimum Width (Meters)	Number	Diameter	
(1)	(2)	(3)	(4)	(5)	(6)	(7)	(8)
8°45'N	78°13'E	3.80 Km	(-) 14.70 m	230 m	1	488 m	Artificial



B. STORAGE CAPACITIES

#	TYPE OF STORAGE	Size	UNDER PORT	UNDER USER AGENCIES	TOTAL
1.	Covered Area				
	a)Transit Shed	147m x 37m	10,878 Sq.m (T-shed I & II)		10,878 Sq.m
	b)Warehouse				
	i) IPL Godown			1,73,712 Sq.m	1,73,712 Sq.m
	ii) VOCPT (I to IV)	I=151 m x37m II & III= 136m x 37m IV=107m x 37m	19,610 Sq.m		19,610 Sq.m
	iii)TNWHC	12 Godown		47,647 Sq.m	47,647 Sq.m
	iv)KRIBCO			15,000 Sq.m	15,000 Sq.m
	v)RCF			12,000 Sq.m	12,000 Sq.m
	vi)Viruthunagar Mill			2,000 Sq.m	2,000 Sq.m
	vii)Thiyagaraja Mill			2,000 Sq.m	2,000 Sq.m
	viii)Tamilnadu Civil Supply Corporation			3,132 Sq.m	3,132 Sq.m
2.	Open area				
	a)Coal Stack Area Phase-I		108.93 Acres		108.93 Acres
	b)Coal Stack Area Phase - II		14.01 Acres		14.01 Acres
	c)Coal Stack Area Phase - III (ABGT)			30.07 Acres	30.07 Acres
3.	Liquid Bulk Cargo Storage capacity (Tank forms ,etc)				
	a)Inside of Security Wall (Phosphoric Acid Tank)			15,000 Cu.m	15,000 Cu.m
	b)Ammonia Tank	Dia 34.50M Height : 20m		10,000 MT	10,000 MT
	c)Naphtha	2 x 10000 1 x 235		20,235 KL	20,235 KL
	d)IOC Tank Forms (Raw Naphtha, Diesel Furnace oil, Light Diesel)			1,08,455 KL	1,08,455 KL
	e)LPG (M/s.SHV)			8500 MT	8500 MT
	f)DCW Tank (VCM)	1. 10 Nos = 2000 2. 1 Nos = 5000		25,000 Cu.m	25,000 Cu.m



C. BERTH PARTICULARS - ZONE A

Description	Type	Designed / Actual Draft in Mtrs.	Quay length in Mtrs	Maximum length handleduring 2019-20	Maximum DWT handleduring 2019-20	Remarks
Berth No - I	Along Side	9.30	168	164.34	22,201	Transit Shed provided (Break Bulk)
Berth No - II	Along Side	9.30	168	199.90	63,629	Transit Shed provided (Break Bulk)
Berth No - III	Along Side	10.70	192	199.97	63,273	Open (Break bulk / dry bulk)
Berth No - IV	Along Side	10.70	192	190.00	58,114	Open (Break bulk / dry bulk)
Berth No - V	Along Side	8.60	168	189.99	53,533	Open (Break bulk)
Berth No - VI	Along Side	9.30	168	199.98	63,024	Open (Break bulk)
Berth No - VII	Along Side	10.90	370	193.03	25,474	Berth handed over to M/s. PSA SICAL for Container handling on BOT basis from 15-7-98
Finger Jetty	Along Side	4.50	121	—		Marine workshop complex
Oil Jetty	Jetty Type	13.00	150	189.80	51,762	Marine Unloading arms provided
Coal Jetty I	Jetty Type	13.00	301	199.98	72,322	Shore reception hoppers provided
Coal Jetty II	Jetty Type	13.00	318	190.00	57,161	Shore reception hoppers provided
Shallow Draught Berth	Along Side	5.85	140	115	8,586	Leased to Indian Coast Guard Tuticorin for 30 years
Berth - VIII	Along Side	14.20	345	262.00	58,792	Container Terminal Operated by M/s. Dakshin Bharat Gateway Terminals
Berth - IX	Along Side	13.20	334.50	229.02	82,629	Open (Break bulk / dry bulk)
NCB - 1	Along Side	13.20	306	229.00	82,177	Captive berth NTPL



D. FLOATING CRAFTS

Sl. No	Type	Name of the Craft	Capacity	Owned / Hired/ Dry Lease
1	Tugs	MT Tuticorin	45T BP	Owned
2	Tugs	MT Ocean Endurance	50T BP	Hired
3	Tugs	MT Ocean Brave	50 T BP	Hired
4	Pilot Launches	ML Nallathanni	2x640 BHP	Owned
5	Launches	ML Musal	2x640 BHP	Owned
6	Launches	ML Tuticorin	2x640 BHP	Owned
7	Mooring boats	MB Alaimagal	1x54 BHP	Owned
8	Mooring boats	MB Pothigai	1x54BHP	Owned
9	Patrolling Boat	Yojaka Dharti	20 Knots	Hired from 28.08.2018
10	Floating Crane	FC Bharathi	32.6T at 4.57 M radius and 6 T at 19.81 M Radius	Owned



TABLE - E
VITAL PORT STATISTICS & CARGO HANDLING EQUIPMENT (2019-2020)

Sl. No.	Description	Owned by the Port		Private Operators		Remarks
		Quantity	Rated Capacity	Quantity	Rated Capacity	
1	Wharf Crane	1 No	6T	—	—	Port Owned
		1 No	10 T			
		3 Nos (Grab)	20 T			
2	Fork Lift Truck	—	—	—	—	—
3	Electric Fork Lift Truck	—	—	—	—	—
4	Pay Loaders	—	—	—	—	—
5	Tractors	—	—	—	—	—
6	Transfer Cranes	—	—	—	—	—
7	Container Quay Cranes	—	—	3	40 T	Deployed by M/s. PSA SICAL under Licence Agreement
		—	—	3	60 T	Deployed by M/s. DBGT under Licence Agreement
8	Top Lift Trucks	—	—	—	—	—
9	Gantry Rubber Tyre Cranes	—	—	8	40 T	Deployed by M/s. PSA SICAL under Licence Agreement
		—	—	9	41 T	Deployed by M/s. DBGT under Concession Agreement
a)	Rail Mounted Gantry Cranes	—	—	3	40 T	Deployed by M/s. PSA SICAL under Licence Agreement
b)	Yard Gantry Cranes	—	—	3	60 T	Deployed by M/s. DBGT under Concession Agreement
10	Trailers	—	—	12	50 T	Deployed by M/s. PSA SICAL under Licence Agreement
		—	—	18	60 T	Deployed by M/s. DBGT under Concession Agreement
11	Harbour Mobile Cranes	—	—	3 Nos	124 T	Deployed by M/s. Imcola Crane Company Ltd. under concession agreement
12	Reach Stackers	—	—	1	40T	Deployed by M/s. PSA SICAL under Concession Agreement
		—	—	2	45 T	Deployed by DBGT under concession agreement
13	Floating Crane	—	6T @ 19.8 M radius, 32.66 T @ 4.57 M Radius	—	—	—
14	Self Propeller barge	—	—	—	—	—
15	Excavator	—	—	—	—	—
16	Hoppers	—	—	8	120T	Deployed by Seaport shipping Pvt. Ltd., Chennai under license agreement.
17	Conveyor System with Hoppers & stacker	—	—	1 set	2000 TPH	Deployed by M/s. Chennai Radia Engg works, Chennai under license agreement



F. OTHER INFORMATION

ZONE – A

- a) Water Spread Area : 661.01 Acres (or) 267.50 Hectares
- b) Land area : 3958 Acres (or) 1601.86 Hectares

ZONE – B

The Port area is enclosed by a compound wall stretching along the Beach road from the Coal Mazdoor line in the North and Boat repair yard in the South Opposite to George Road.

Table – 1

A	Water Spread	45.30 Acres
B	Land Area	383.04 Acres or 155.01 Hectares
C	Storage Capacity	30,488 Sq.m
	A) Covered Area	
	Transit shed (I & II) & Warehouse (I to IV)	
D	Berth Particulars	1. North Coal Wharf of length 335 m.
	Alongside Wharf RCC Jetty	2. Sheet Pile Wharf of length 228 m
	RCC Jetty	3. 139 x 22.50 m



TABLE 2

Traffic Handled according to Principal Commodities 2019 - 20 (IN '000 TONNES)										
SL. NO.	COMMODITY	IMPORTS			EXPORTS			TOTAL		
		Overseas	Coastal	TOTAL	Overseas	Coastal	TOTAL	Overseas	Coastal	Total
1	CONTAINER TEUs/ '000	315	88	403	318	83	401	633	171	804
		(278)	(93)	(371)	(283)	(85)	(368)	(561)	(178)	(739)
	Containerised Cargo	5169	1453	6622	6515	1696	8211	11684	3149	14833
		(3993)	(1325)	(5318)	(6285)	(1879)	(8164)	(10278)	(3204)	(13482)
	Tare Weight	620	184	804	623	176	799	1243	360	1603
		(546)	(192)	(738)	(559)	(177)	(736)	(1105)	(369)	(1474)
2	BREAK BULK	201	71	272	957	48	1005	1158	119	1277
		(327)	(13)	(340)	(1111)	(21)	(1132)	(1438)	(34)	(1472)
3	DRY BULK									
	MECHANISED	5301	4958	10259	0	0	0	5301	4958	10259
		(3326)	(6473)	(9799)	(00)	(00)	(00)	(3326)	(6473)	(9799)
	CONVENTIONAL	6090	28	6118	187	0	187	6277	28	6305
		(6360)	(55)	(6415)	(93)	(00)	(93)	(6453)	(55)	(6508)
	TRANSSHIPMENT	5	0	5	5	0	5	9	0	9
		(00)	(00)	(00)	(00)	(00)	(00)	(00)	(00)	(00)
4	LIQUID BULK									
	POL Crude									
	POL Products	319	63	382	0	4	4	319	67	386
		(391)	(64)	(455)	(00)	(03)	(03)	(391)	(67)	(458)
	LPG.,	141	0	141	0	0	0	141	0	141
		(135)	(00)	(135)	(00)	(00)	(00)	(135)	(00)	(135)
	OTHER LIQUIDS	1223	0	1223	16	24	40	1239	24	1263
		(947)	(04)	(951)	(00)	(63)	(63)	(947)	(67)	(1014)
	TOTAL	19069	6757	25826	8303	1948	10251	27371	8705	36076
		(16025)	(8126)	(24151)	(8048)	(2143)	(10191)	(24073)	(10269)	(34342)

Figures in brackets relate to the previous year (2018-19)



TABLE 3
FLAGWISE DISTRIBUTION OF CARGO HANDLED 2019-20

(IN '000 TONNES)

SL.NO	NATIONALITY	NUMBER OF SHIPS	IMPORTS	EXPORTS	TOTAL
	OVERSEAS				
1	ALGERIA	0	0	0	0
		(1)	(3)	(0)	(3)
2	ANTIGUA	28	80	113	193
		(44)	(259)	(285)	(544)
3	BAHAMAS	9	395	4	399
		(9)	(382)	(0)	(382)
4	BANGLADESH	0	0	0	0
		(1)	(50)	(0)	(50)
5	BARBADOS	1	0	2	2
		(2)	(112)	(0)	(112)
6	BELGIUM	5	28	0	28
		(7)	(65)	(0)	(65)
7	BELIZE-Cent.America	3	37	0	37
		(2)	(33)	(0)	(33)
8	BERMUDA	1	20	0	20
		(1)	(28)	(0)	(28)
9	CAYMAN ISLAND	1	55	0	55
		(2)	(31)	(0)	(31)
10	CHINA	3	71	1	72
		(8)	(88)	(28)	(116)
11	CROATIA	1	33	0	33
		(0)	(0)	(0)	(0)
12	CYPRUS	22	587	265	852
		(12)	(356)	(104)	(460)
13	DENMARK	1	5	0	5
		(0)	(0)	(0)	(0)
14	DOMINICA	1	0	0	0
		(11)	(21)	(17)	(38)
15	GIBRALATOR	15	174	241	415
		(0)	(0)	(0)	(0)
16	GREECE	7	474	0	474
		(4)	(234)	(0)	(234)
17	HONGKONG	81	1568	391	1959
		(48)	(1005)	(80)	(1085)
18	INDIA	40	497	327	824
		(14)	(240)	(92)	(332)
19	INDONESIA	1	0	30	30
		(2)	(0)	(12)	(12)



(IN '000 TONNES)

SL.NO	NATIONALITY	NUMBER OF SHIPS	IMPORTS	EXPORTS	TOTAL
20	IRAN	2	103	0	103
		(1)	(22)	(0)	(22)
21	ISLE OF MAN	0	0	0	0
		(2)	(4)	(0)	(4)
22	ITALY	1	71	0	71
		(3)	(96)	(0)	(96)
23	LUXEMBOURG	2	113	0	113
		(1)	(31)	(0)	(31)
24	KOREA, REPUBLIC OF	4	23	5	28
		(3)	(43)	(0)	(43)
25	LIBERIA	96	2511	533	3044
		(94)	(2056)	(416)	(2472)
	OVERSEAS				
26	MALAYSIA	13	130	168	298
		(0)	(0)	(0)	(0)
27	MALDIVES	21	0	198	198
		(15)	(0)	(88)	(88)
28	MALTA	34	803	80	883
		(17)	(518)	(0)	(518)
29	MANGOLIA	1	8	0	8
		(0)	(0)	(0)	(0)
30	MARSHALL ISLAND	120	3820	1755	5575
		(155)	(3748)	(3042)	(6790)
31	MYANMAR	1	10	6	16
		(1)	(0)	(3)	(3)
32	NETHERLAND	3	65	0	65
		(1)	(1)	(0)	(1)
33	NIUE ISLAND	17	0	5	5
		(1)	(0)	(1)	(1)
34	NORWAY	6	158	0	158
		(4)	(196)	(0)	(196)
35	PANAMA	145	3141	391	3532
		(317)	(3416)	(2745)	(8161)
36	PHILIPINES	2	61	5	66
		(0)	(0)	(0)	(0)
37	PALAU	128	9	100	109
		(3)	(0)	(16)	(16)



(IN '000 TONNES)

SL.NO	NATIONALITY	NUMBER OF SHIPS	IMPORTS	EXPORTS	TOTAL
38	PORTUGAL	3	41	0	41
		(2)	(6)	(0)	(6)
39	QATAR	13	80	0	80
		(14)	(129)	(0)	(129)
40	RUSSIA	1	0	1	1
		(0)	(0)	(0)	(0)
41	SIERRA LEONA	1	9	0	9
		(0)	(0)	(0)	(0)
42	SINGAPORE	264	3540	3603	7143
		(150)	(2170)	(991)	(3161)
43	SWITZERLAND	0	0	0	0
		(3)	(125)	(0)	(125)
44	SAUDI ARABIA	2	16	0	16
		(0)	(0)	(0)	(0)
45	THAILAND	4	13	3	16
		(8)	(146)	(0)	(146)
46	TURKEY	2	116	0	116
		(3)	(173)	(0)	(173)
47	TUVALU	10	72	30	102
		(8)	(100)	(0)	(100)
48	UNITED ARAB EMIRATES	3	18	0	18
		(0)	(0)	(0)	(0)
49	UNITED KINGDOM	1	8	0	8
		(12)	(71)	(0)	(71)
50	VANUATU	1	58	0	58
		(0)	(0)	(0)	(0)
51	VIETNAM	15	42	42	84
		(31)	(67)	(128)	(195)
	TOTAL - (A)	1136	19063	8299	27362
		1017	16025	8048	24073

Note : Figures in brackets relate to previous year (2018-19)



TABLE - 3A
FLAGWISE DISTRIBUTION OF CARGO HANDLED 2019-20

(In '000' tonnes)

SL.NO	NATIONALITY	NUMBER OF SHIPS	IMPORTS	EXPORTS	TOTAL
	COASTAL				
1	ANTIQUEA	0	0	0	0
		(1)	(1)	(0)	(1)
2	BAHAMAS	1	61	0	61
		(2)	(68)	(7)	(75)
3	BANGLADESH	5	253	0	253
		(1)	(55)	(0)	(55)
4	BARBADOS	1	0	1	1
		(0)	(0)	(0)	(0)
5	BELGIUM	0	0	0	0
		(1)	(68)	(0)	(68)
6	DENMARK	0	0	0	0
		(1)	(4)	(0)	(4)
7	CHINA	1	0	4	4
		(0)	(0)	(0)	(0)
8	CYPRUS	0	0	0	0
		(5)	(170)	(13)	(183)
9	GERMANY	1	1	0	1
		(0)	(0)	(0)	(0)
10	HONGKONG	1	74	0	74
		(1)	(9)	(0)	(9)
11	INDIA	224	3768	1761	5529
		(266)	(5004)	(1923)	(6927)
12	ITALY	1	5	0	5
		(0)	(0)	(0)	(0)
13	KOREA, REPUBLIC OF	1	0	6	6
		(0)	(0)	(0)	(0)
14	LIBERIA	5	248	0	248
		(7)	(242)	(0)	(242)

(Figures in brackets relate to previous year 2018-19)



(In '000' tonnes)

SL.NO	NATIONALITY	NUMBER OF SHIPS	IMPORTS	EXPORTS	TOTAL
15	MALTA	29	775	123	898
		(9)	(488)	(0)	(488)
16	MARSHALL ISLAND	21	1141	13	1154
		(15)	(759)	(23)	(782)
17	NETHERLANDS	2	1	0	1
			(0)	(0)	(0)
18	NORWAY	0	0	0	0
		(2)	(127)	(0)	(127)
19	PALAU	4	0	24	24
		(0)	(0)	(0)	(0)
20	PANAMA	10	304	17	321
		(22)	(715)	(37)	(752)
21	PORTUGAL	1	1	0	1
		(0)	(0)	(0)	(0)
22	SINGAPORE	3	124	0	124
		(15)	(200)	(140)	(340)
23	SWITZERLAND	0	0	0	0
		(3)	(157)	(0)	(157)
24	VIETNAM	0	0	0	0
		(2)	(59)	(0)	(59)
	TOTAL - (B)	311	6756	1949	8705
		353	8126	2143	10269
	GRAND TOTAL - (A+B)	1447	25819	10248	36067
		(1370)	(24151)	(10191)	(34342)

Note : 9,200 tonnes of coking coal transshipment during 2019 - 20.

(Figures in brackets relate to previous year 2018 - 19)



TABLE -4
Distribution of Export Cargo according to destination 2019-20
(In '000 tonnes)

Sl.No	Destination	Dry Bulk	Break Bulk	Liquid Bulk	Containers	Others	Total
	A) OVERSEAS						
1	China	90	15	0	0	0	105
2	Indonesia	0	0	5	0	0	5
3	Kenya	0	0	11	0	0	11
4	Malaysia	27	0	0	0	0	27
5	Maldives	0	877	0	0	0	877
6	Qatar	12	0	0	0	0	12
7	Russia	0	3	0	0	0	3
8	Sri Lanka	0	3	0	0	0	3
9	Sudan	25		0	0	0	25
10	Taiwan	0	5	0	0	0	5
11	Trinidad And Tobago	33	1	0	0	0	34
12	United States	0	53	0	0	0	53
13	Containerised Cargo	0	0	0	6515	0	6515
14	Container tare weight	0	0	0	623	0	623
	TOTAL A	187	957	16	7138	0	8298
B	COASTAL(Indian)	0	48	28	1872	0	1948
	Containerised Cargo	0	0	0	1696	0	1696
	Container tare weight	0	0	0	176	0	176
C	TRANSHIPMENT	5	0	0	0	0	5
I)	Coking Coal	5	0	0	0	0	5
	Grand Total A+B+C	192	1005	44	9010	0	10251



TABLE-5

Distribution of Import Cargo according to Origin during the year 2019-20
(In '000 tonnes)

Sl.No	Destination	Dry Bulk	Break Bulk	Liquid Bulk	Containers	Others	Total
	A OVERSEAS						
1	Argentina	27	0	0	0	0	27
2	Australia	61	0	11	0	0	72
3	Bahrain	26	0	0	0	0	26
4	Bangladesh	0	0	4	0	0	4
5	Canada	57	0	0	0	0	57
6	China	0	4	172	0	0	176
7	Egypt	31	0	14	0	0	45
8	Germany	23	0	0	0	0	23
9	Guinea Bissau	0	29	0	0	0	29
10	Hong Kong	0	0	51	0	0	51
11	Indonesia	8177	0	225	0	0	8402
12	Iran	103	0	0	0	0	103
13	Israel	53	0	0	0	0	53
14	Japan	0	0	21	0	0	21
15	Jordan	514	0	43	0	0	557
16	Korea, Republic of	0	0	244	0	0	244
17	Kuwait	0	0	12	0	0	12
18	Latvia	27	0	0	0	0	27
19	Liberia	0	2	0	0	0	2
20	Lithuania	29	0	0	0	0	29
21	Malaysia	20	0	213	0	0	233
22	Maldives	0	17	0	0	0	17
23	Mozambique	42	0	0	0	0	42
24	Myanmar	20	0	0	0	0	20
25	Netherlands	53	1	0	0	0	54
26	New Zealand	0	35	0	0	0	35
27	Norway	15	0	0	0	0	15
28	Oman	765	0	30	0	0	795
29	Papua New Guinea	0	57	0	0	0	57
30	Philippines	149	0	19	0	0	168
31	Qatar	0	0	251	0	0	251
32	Russia	38	10	0	0	0	48
33	Saudi Arabia	0	0	11	0	0	11
34	Senegal	0	0	13	0	0	13
35	Singapore	0	0	42	0	0	42
36	Solomon Islands	0	1	0	0	0	1
37	South Africa	25	0	0	0	0	25



Sl.No	Destination	Dry Bulk	Break Bulk	Liquid Bulk	Containers	Others	Total
38	Sri Lanka	0	1	0	0	0	1
39	Surinam	0	26	0	0	0	26
40	Tanzania	0	18	0	0	0	18
41	Thailand	55	0	0	0	0	55
42	Ukraine	320	0	5	0	0	325
43	United Arab Emirates	591	0	245	0	0	836
44	United States	170	0	0	0	0	170
45	Vietnam	0	0	57	0	0	57
46	Containerised Cargo	0	0	0	5169	0	5169
47	Container tare weight	0	0	0	620	0	620
	TOTAL	11391	201	1683	5789	0	19064
B	COASTAL(Indian)	4986	71	63	1637	0	6757
1	Containerised cargo	0	0	0	1453	0	1453
2	Container tare weight	0	0	0	184	0	184
C	TRANSHIPMENT	5	0	0	0	0	5
	Coking Coal	5	0	0	0	0	5
	TOTAL(A + B + C)	17518	317	2053	13215	0	33103



TABLE - 6
Number & type of containers handled during the year 2019- 20

Item	Type	20' (in nos)		40' (in nos.)		TOTAL (in nos.)		Total (in TEUs)	
		Normal	Reefer	Normal	Reefer	Normal	Reefer	Normal	Reefer
A.IMPORT	FCL	99919	5	107290	155	207209	160	314499	315
		(98094)	(7)	(100101)	(182)	(198195)	(189)	(298296)	(371)
	LCL	-	-	-	-	-	-	-	-
EMPTY		9957	0	27457	0	37414	0	64871	0
		(9874)	(176)	(22981)	(2020)	(32855)	(2196)	(55836)	(4216)
	TOTAL	109876	5	134747	155	244623	160	379370	315
		(107968)	(183)	(123082)	(2202)	(231050)	(2385)	(354132)	(4587)
B.EXPORT	FCL	89637	354	104977	3845	174614	4199	279591	8044
		75245	372	102708	4228	177953	4600	280661	8828
	LCL	-	-	-	-	-	-	-	-
EMPTY		41070	0	26439	0	67509	0	93948	0
		32246	12	17285	42	49531	54	66816	96
	TOTAL	110707	354	131418	3845	242123	4199	373539	8044
		(107491)	(384)	(119993)	(4270)	(227484)	(4654)	(347477)	(8924)
C.TRAN SHIPMENT	FCL	14652	0	1845	0	16497	0	18342	0
		(4285)	(0)	(370)	(0)	(4655)	(0)	(5025)	(0)
	EMPTY	20985	0	1562	0	22547	0	24109	0
		(13599)	(0)	(2751)	(0)	(16350)	(0)	(19101)	(0)
TOTAL		35637	0	3407	0	39044	0	42451	0
		(17884)	(0)	(3121)	(0)	(21005)	(0)	(24126)	(0)
D.GRAND TOTAL (A+B+C)		256220	359	269570	4000	525790	4359	795360	8359
		(233343)	(567)	(246196)	(6472)	(479539)	(7039)	(725735)	(13511)
E.ICD CONTAINERS :									
MOVED OUT		0		0		0		0	-
		(0)	-	(0)	-	(0)		(0)	-
MOVED IN (FCL)		0		0		0		0	-
		(00)		(00)		(00)		(00)	
TOTAL		0		0		0		0	
		(00)		(00)		(00)		(00)	



TABLE - 7
NUMBER AND SIZE OF SHIPS CALLED AT PORT DURING THE YEAR 2019 - 2020
(figures in tones)

SL. NO	Category	Number	SIZE		
			G.R.T.	N.R.T.	D.W.T.
A.	CARGO CARRIERS : -				
1	CONTAINERS - Cellular	606	12385675	6146129	15887074
		(550)	(10678519)	(5627277)	(14020436)
	Average		20438	10142	26216
	Maximum		47250	24458	57830
2	BREAK BULK:	163	2148933	1104603	3248484
		(173)	(2023237)	(1018923)	(2940819)
	Average		13184	6777	19929
	Maximum		36426	21592	63579
3	DRY BULK:				
	- Conventional	157	4022545	2334326	6946912
		(153)	(4140794)	(2399312)	(7156190)
	Average		25621	14868	44248
	Maximum		51130	31470	95708
	- Mechanical	177	6199545	3724494	11084702
		(182)	(6156543)	(3655621)	(10861126)
	Average		35026	21042	62625
	Maximum		58138	33836	106355
4	LIQUID BULK:				
	- Crude	-	-	-	-
	- Product (POL & LPG)	67	1227935	463664	1729306
		(70)	(1225762)	(466812)	(1741847)
	Average		18327	6920	25811
	Maximum		29996	14204	50506
	- Chemicals (AMN,P.ACID,S.ACID)	68	1105507	433350	1483914
		(51)	(890984)	(333862)	(1107635)
	Average		16257	6373	21822
	Maximum		25600	11165	35847
	- Vegetable Oils	44	367324	176762	590699
		(37)	(346393)	(165621)	(545180)
	Average		8348	4017	13425
	Maximum		29575	13451	49126
	Others (VCM, CAUS & EDC.)	22	119661	43842	162535
		(28)	(162206)	(62364)	(222571)
	Average		5439	1993	7388
	Maximum		11908	6104	19997
5	LASH	-	-	-	-
6	RO	-	-	-	-
B.	Passenger Carriers	-	-	-	-
		(-)	(-)	(-)	(-)
C.	OTHERS:	-	-	-	-
D	Small vessels at Zone 'B'	143	40861	15820	50666
		(126)	(35753)	(14252)	(46583)
	Average		286	111	354
	Maximum		299	127	500
	GRAND TOTAL (A+B+C+D)	1447	27617986	14442990	41184292
		(1370)	(25660191)	(13744044)	(38642387)

Note: Figures in brackets relates to previous year 2018-19



TABLE – 8

Performance of Cargo ships (Zone "A" only) during the year 2019 - 20							
Sl. No.	Description	Container	Break	Dry Bulk		Liquid	Total
		Vessels -	Bulk	Mechanical	Conventional	Bulk	
		Cellular		(T.Coal)			
1	No of Ships handled	606	306	180	154	201	1,447
	(Zone A+B)	(550)	(299)	(182)	(153)	(186)	(1370)
2	a) Cargo handled (Zone A+B)	16,436,267	1,373,418	10,258,694	6,208,918	1,789,866	36,067,163
	(in tonnes)	(14955544)	(1471886)	(9799320)	(6508120)	(1607537)	(34342407)
	b) Transshipment	0	0	0	9200	0	9200
		(0)	(0)	(0)	(0)	(0)	(0)
	Total 2 (a + b)	16,436,267	1,373,418	10,258,694	6,218,118	1,789,866	36,076,363
		(14955544)	(1471886)	(9799320)	(6508120)	(1607537)	(34342407)
3	Av. Turn Round time-	0.75	2.39	3.00	3.31	1.84	1.73
	(in days) (Port a/c only)	(0.78)	(2.25)	(3.04)	(2.76)	(1.69)	(1.69)
4	Av. Turn Round time-	0.76	3.30	3.29	3.98	2.14	2.01
	(in days) (Port & Non Port account)	(0.79)	(2.93)	(3.37)	(3.38)	(2.00)	(1.96)
5	Av. Time Stay at berths	0.70	3.21	2.85	3.42	1.99	1.82
	(in days) (Port & Non Port)	(0.74)	(2.85)	(2.87)	(2.93)	(1.89)	(1.78)
6	Av. working time	0.69	1.98	2.48	2.44	1.64	1.45
	In days	(0.73)	(1.87)	(2.45)	(2.08)	(1.56)	(1.43)
7	Av. Pre berthing time	0.01	0.04	0.37	0.46	0.11	0.13
	-in days (Port a/c only)	(0.00)	(0.03)	(0.44)	(0.37)	(0.06)	(0.12)
8	Av. Pre berthing time	0.31	1.32	0.91	0.95	1.21	0.73
	-in days (Port & Non Port account)	(0.36)	(1.07)	(1.74)	(0.79)	(0.65)	(0.75)
9	Av. Non working time	0.00	1.22	0.38	0.99	0.34	0.37
	-in days (Port & Non Port account)	(0.01)	(0.98)	(0.42)	(0.85)	(0.34)	(0.35)
10	Av. Parcel size	27123	2787	57523	38698	8889	27331
	(in tonnes)	(27192)	(3080)	(55054)	(40077)	(8628)	(27310)
11	Av. Output per berth day	38910	1626	20173	11305	4474	15056
	-in tonnes	(36564)	(2129)	(19201)	(13667)	(4560)	(15353)
12	Percentage of non -	0.70%	38.18%	13.19%	28.83%	17.23%	20.32%
	Working time to total	1.46%	34.34%	14.48%	29.03%	17.73%	19.75%
	Time spent at berth						
	-in (Port & Non Port account)						

(Figures in brackets relate to previous year 2018-19)



TABLE - 9

Distribution of Pre - berthing detention (in days) according to reasons 2019-20

Sl. No.	Category of ships	PORT ACCOUNT (in days)									REASONS		NON PORT ACCOUNT (in days)					GRAND TOTAL
		No.of Ships	Non Availability of working Berth	Tugs/ Crafts	Pilot / Crew	Strike	Night Navigation restriction	Draft Restriction	Others	TOTAL	Shippers Account	Ship's Account	Agents Account	Weather Constraints	Due to want of ullage	Others	TOTAL	
1	Containers	606	4.92	0.00	0.00	0.00	0.00	0.00	0.42	5.34	0.00	0.01	157.52	0.00	0.00	26.93	184.46	189.80
2	Break Bulk	149	5.68	0.00	0.00	0.00	0.00	0.00	0.00	5.68	0.00	3.15	10.85	0.00	0.00	177.53	191.53	197.21
3	Dry Bulk																	
	a.Conventional	157	71.36	0.00	0.00	0.00	0.00	1.31	0.00	72.67	0.00	0.00	6.62	0.00	0.00	69.59	76.21	148.88
	b.Mechanical	177	60.76	0.00	0.00	0.00	0.00	4.02	0.00	64.78	0.00	0.00	3.46	0.00	0.00	92.77	96.23	161.01
4	Liquid Bulk	201	19.70	0.00	0.00	0.07	1.62	0.28	0.38	22.05	0.00	0.00	2.97	0.00	0.00	219.01	221.98	244.03
	TOTAL	1290	162.42	0.00	0.00	0.07	1.62	5.61	0.80	170.52	0.00	3.16	181.42	0.00	0.00	585.83	770.41	940.93

Note: Excluding 14 Kudangulam Nuclear Power Plant Vessel & 143 Zone B Vessel.



TABLE 10																					
DISTRIBUTION OF NON WORKING TIME AT ALONG SIDE BERTHS ACCORDING TO REASONS 2019 -20																					
PORT ACCOUNT/ NON PORT ACCOUNT(IN DAYS)																					
Sl. No	Category of Ship	No of ship handled	Non availability of berth	Strike by Port Workers	Equipment non availability	Equipment break down	Others	Total for Port Account	Absence of Workers	Shed congestion	For want of export cargo	Strike/ Stoppage	Power failure	Shipper account	Ship account	Agent option	Weather constraints	Waiting for sailing	Others	Total for non port account	GRAND TOTAL
1	2	3	4	5	6	7	8	9	10	11	12	13	14	15	16	17	18	19	20	21	22
1	Cashew Nuts	5	0.00	0.00	0.00	0.00	3.94	3.94	0.00	0.00	0.00	0.00	0.00	0.00	0.00	0.00	0.30	0.00	3.45	3.75	7.69
2	Cattle Feed	11	0.00	0.00	0.00	0.00	7.65	7.65	0.00	0.00	0.00	0.00	0.00	0.00	0.65	0.00	0.37	0.00	8.74	9.75	17.40
3	Caustic Soda Lye	5	0.00	0.00	0.00	0.00	0.17	0.17	0.00	0.00	0.00	0.00	0.00	0.00	0.00	0.00	0.00	0.00	1.61	1.61	1.78
4	Cement	16	0.00	0.00	0.00	0.00	8.25	8.25	0.00	0.00	3.01	0.06	0.00	0.00	0.17	0.00	0.30	0.00	7.53	11.07	19.32
5	Clinkers	2	0.00	0.00	0.00	0.00	0.63	0.63	0.00	0.00	0.00	0.32	0.00	0.00	0.00	0.00	0.00	0.00	1.01	1.33	1.96
6	Const. Materials	31	0.00	0.00	0.00	0.00	13.33	13.33	0.00	0.00	3.85	0.13	0.04	0.00	1.28	0.00	1.92	0.00	16.72	23.94	37.27
7	Container	606	0.00	0.00	0.00	0.00	0.04	0.04	0.00	0.00	0.00	0.00	0.00	0.00	1.91	0.00	0.00	0.00	1.02	2.93	2.97
8	Copper Slag	1	0.00	0.00	0.00	0.00	0.21	0.21	0.00	0.00	.00	0.00	0.00	0.00	0.13	0.00	0.00	0.00	0.33	0.46	0.67
9	Cu. Concentrate	5	0.00	0.00	0.00	0.00	5.11	5.11	0.00	0.00	10.51	0.21	0.00	0.00	0.82	0.00	0.08	0.00	7.15	18.77	23.88
10	Diesel Oil	3	0.00	0.00	0.00	0.00	0.11	0.11	.00	0.00	0.00	0.00	0.00	0.00	0.00	0.00	0.00	0.00	0.72	0.72	0.83
11	Furnace Oil	28	0.00	0.00	0.00	0.00	1.14	1.14	0.00	0.00	0.00	0.00	0.00	0.00	0.00	0.00	0.38	0.00	8.67	9.05	10.19
12	General Cargo	3	0.00	0.00	0.00	0.00	0.73	0.73	0.00	0.00	0.24	0.00	0.00	0.00	0.00	0.00	0.00	0.00	0.74	0.98	1.71
13	GGBFS*	1	0.00	0.00	0.00	0.00	0.17	0.17	0.00	0.00	0.00	0.00	0.00	0.00	0.00	0.00	0.00	0.00	0.31	0.31	0.48
14	Granite	5	0.00	0.00	0.00	0.00	0.96	0.96	0.00	0.00	0.00	0.00	0.00	0.00	0.00	0.00	0.00	0.00	1.91	1.91	2.87
15	Gypsum In Bulk	2	0.00	0.00	0.00	0.00	0.13	0.13	0.00	0.00	0.00	0.00	0.00	0.00	0.00	0.00	0.00	0.00	0.46	0.46	0.59
16	I.Coal	105	0.00	0.00	0.00	0.02	15.20	15.22	0.00	0.00	0.00	0.11	0.03	0.00	0.23	0.00	1.35	0.00	31.87	33.60	48.82
17	Ilmenite	3	0.00	0.00	0.00	0.00	0.81	0.81	0.00	0.00	0.00	0.00	0.00	0.00	0.00	0.00	0.00	0.00	1.08	1.08	1.89
18	Iron And Steel Materials	2	0.00	0.00	0.00	0.00	0.56	0.56	0.00	0.00	0.00	0.00	0.00	0.00	0.00	0.00	0.15	0.00	0.77	0.92	1.48
19	Lime Stones	19	0.00	0.00	0.00	0.00	4.14	4.14	0.00	0.00	0.00	0.03	0.00	0.00	0.00	0.00	0.82	0.00	7.32	8.17	12.31
20	Liquid Ammonia	29	0.00	0.00	0.00	0.00	1.40	1.40	0.00	0.00	0.00	0.00	0.48	0.00	0.42	0.00	0.00	0.00	5.75	6.64	8.04
21	Logs	17	0.00	0.00	0.00	0.00	4.41	4.41	0.00	0.00	0.00	0.00	0.08	0.00	0.64	0.00	0.41	0.00	7.99	9.12	13.53



TABLE 10																					
DISTRIBUTION OF NON WORKING TIME AT ALONG SIDE BERTHS ACCORDING TO REASONS 2019-20																					
PORT ACCOUNT/ NON PORT ACCOUNT(IN DAYS)																					
Sl. No	Category of Ship	No of ship handled	Non availability of berth	Strike by Port Workers	Equipment non availability	Equipment break down	Others	Total for Port Account	Absence of Workers	Shed congestion	For want of export cargo	Strike/ Stoppage	Power failure	Shipper account	Ship account	Agent option	Weather constraints	Waiting for sailing	Others	Total for non port account	GRAND TOTAL
1	2	3	4	5	6	7	8	9	10	11	12	13	14	15	16	17	18	19	20	21	22
22	Lpg	27	0.00	0.00	0.00	0.00	1.26	1.26	0.00	0.00	0.00	0.00	0.00	0.00	0.00	0.00	0.00	0.00	6.36	6.36	7.62
23	Machinaries	43	0.00	0.05	0.00	0.00	6.38	6.43	0.00	0.00	0.00	0.54	0.00	0.00	0.48	0.00	1.35	0.00	49.79	52.16	58.59
24	Maize	2	0.00	0.00	0.00	0.00	2.07	2.07	0.00	0.00	0.00	0.00	0.02	0.00	0.00	0.00	0.06	0.00	1.99	2.07	4.14
25	MOP	7	0.00	0.00	0.00	0.00	2.94	2.94	0.00	0.00	0.00	0.00	0.00	0.00	0.00	0.00	0.39	0.00	3.81	4.20	7.14
26	Naptha	9	0.00	0.00	0.00	0.00	0.47	0.47	0.00	0.00	0.00	0.00	0.00	0.00	0.00	0.00	0.00	0.00	4.55	4.55	5.02
27	Oil Cake/Copra	35	0.00	0.00	0.00	0.00	10.84	10.84	0.00	0.00	0.00	0.77	0.00	0.00	0.50	0.00	1.25	0.00	16.54	19.06	29.90
28	Other Finished Fertilizers	1	0.00	0.00	0.00	0.00	0.54	0.54	0.00	0.00	0.00	0.00	0.00	0.00	0.00	0.00	0.00	0.00	0.96	0.96	1.50
29	Other Ores	1	0.00	0.00	0.00	0.00	0.31	0.31	0.00	0.00	0.00	0.00	0.00	0.00	0.00	0.00	0.00	0.00	0.43	0.43	0.74
30	Palm Oil	43	0.00	0.00	0.00	0.00	1.34	1.34	0.00	0.00	0.00	0.00	0.00	0.00	0.64	0.00	0.91	0.00	13.50	15.05	16.39
31	Petroleum Coke	1	0.00	0.00	0.00	0.00	0.44	0.44	0.00	0.00	0.00	0.00	0.00	0.00	0.00	0.00	0.09	0.00	0.27	0.36	0.80
32	Phosphoric Acid	13	0.00	0.00	0.00	0.00	0.39	0.39	0.00	0.00	0.00	0.79	0.00	0.00	0.00	0.00	0.00	0.00	4.36	5.15	5.54
33	Rock Phosphate	13	0.00	0.00	0.00	0.00	4.63	4.63	0.00	0.00	0.00	0.00	0.00	0.00	0.08	0.00	1.52	0.00	8.29	9.89	14.52
34	Salt In Bulk	1	0.00	0.00	0.00	0.00	0.45	0.45	0.00	0.00	0.00	0.00	0.00	0.00	0.00	0.00	1.15	0.00	0.64	1.79	2.24
35	Sugar In Bags	1	0.00	0.00	0.00	0.00	1.34	1.34	0.00	0.00	0.08	0.00	0.00	0.00	0.29	0.00	0.16	0.00	2.25	2.78	4.12
36	Sulphur	2	0.00	0.00	0.00	0.00	0.66	0.66	0.00	0.00	0.00	0.00	0.00	0.00	0.00	0.00	0.26	0.00	1.79	2.05	2.71
37	Sulphuric Acid	26	0.00	0.00	0.00	0.00	1.11	1.11	0.00	0.00	0.00	0.19	0.00	0.00	0.00	0.00	0.13	0.00	7.65	7.97	9.08
38	Sunflower Oil	1	0.00	0.00	0.00	0.00	0.08	0.08	0.00	0.00	0.00	0.67	0.00	0.00	0.00	0.00	0.00	0.00	0.49	1.16	1.24
39	T.Coal	123	0.00	0.00	0.00	0.00	12.52	12.52	0.00	0.00	0.00	0.00	0.18	0.00	2.28	0.00	0.68	0.00	35.12	38.26	50.78
40	Urea	2	0.00	0.00	0.00	0.00	1.52	1.52	0.00	0.00	0.00	0.00	0.00	0.00	0.00	0.00	0.37	0.00	1.78	2.15	3.67
41	Vinyl Chlorides	17	0.00	0.00	0.00	0.00	0.47	0.47	0.00	0.00	0.00	0.00	0.00	0.00	0.07	0.00	0.00	0.00	2.53	2.60	3.07
42	Wind Mill Blade	23	0.00	0.00	0.00	0.00	4.92	4.92	0.00	0.00	0.00	0.22	0.00	0.00	0.59	0.00	0.51	0.00	25.03	26.35	31.27
	Grand Total	1290	0.00	0.05	0.00	0.02	123.77	123.84	0.00	0.00	17.69	4.03	0.83	0.00	11.17	0.00	14.88	0.00	303.28	351.88	475.72



TABLE-11
Berth Occupancy during 2019-20

Sl. No.	Name of berth	Type of berth	No. of days		% of Occupancy
			Available	Occupied	
A. Along side berths			2928	1370.45	46.80
1	Berth No.I	General Cargo	366	182.08	49.75
2	Berth No.II	General Cargo	366	178.06	48.65
3	Berth No.III	General Cargo	366	155.83	42.58
4	Berth No.IV	General Cargo	366	187.33	51.18
5	Berth No.V	General Cargo	366	164.48	44.94
6	Berth No.VI	General Cargo	366	169.73	46.37
7	Berth No.VII	General Cargo	366	213.19	58.25
8	Coastal Berth CBW	General Cargo	366	119.75	32.72
B. Container Terminals			732	422.42	57.71
9	Berth no. VII Operated by M/s.PSA Sical Terminals Ltd.,	Container	366	134.20	36.67
10	Berth No.VIII Operated by M/s.DBGT Container Terminals Ltd.,	Container	366	288.22	78.75
C. Oil Jetty			366	115.68	31.61
11	Oil Jetty	Mechanised	366	115.68	31.61
D. Coal Jetties			965	474	49.14
12	Coal Jetty I	Mechanised	233	62.53	26.84
13	Coal Jetty II	Mechanised	366	246.69	67.40
14	North Cargo Berth – I (NCB – I)	Mechanised	366	165.01	45.08
15	North Cargo Berth – II (NCB – II)	Coal Conventional	0	0.00	--
TOTAL			4991	2382.78	47.74

Note: * denotes Coal Jetty I berth separated 12.08.2019



TABLE 12
Container cargo and tare weight of containers 2019-20

(In ' 000 tonnes)

Sl.No	Category	Container cargo	Tare weight	Total
1	Import	6621	804	7425
		(5316)	(740)	(6056)
2	Export	8212	799	9011
		(8166)	(734)	(8900)
	Total	14833	1603	16436
		(13482)	(1474)	(14956)

Note : Figures in brackets relate to previous year 2018-19



TABLE - 13
AVAILABILITY OF CARGO HANDLING EQUIPMENT DURING 2019-20

Sl. No	Description	Required to meet traffic demand	Supplied (Average)	% short supply of equipment due to					No. of Units over hauled	No. of units under went Major repair	Remarks
				Absent of Staff (Avg)	Shortage of Eqpt.	Eqpt. Break down	Stoppage of work	Other reasons			
1.	Mobile Cranes	—	—	—	—	—	—	—	—	—	—
2.	Electric Wharf Cranes	823 (Shifts)	96.14%	—	—	0.88	—	2.98	—	—	—
3.	Floating Cranes	—	—	—	—	—	—	—	—	—	—
4.	Quay Cranes	—	—	—	—	—	—	—	—	—	—
5.	Yard Gantry Crane	—	—	—	—	—	—	—	—	—	—
6.	Top Lift Truck / Reach Stacker	—	—	—	—	—	—	—	—	—	—
7.	Tractors	—	—	—	—	—	—	—	—	—	—
8.	Others	—	—	—	—	—	—	—	—	—	—
9.	Front End Loaders	—	—	—	—	—	—	—	—	—	—
10.	Equipment deployed by M/s. Imcola Crane Company Pvt.Ltd, Mumbai 1. Harbour Mobile Cranes	—	—	—	—	—	—	—	—	—	—
	1.Crane No.1	353 Shifts	96.33	—	—	1.16	—	2.51	—	—	—
	2.Crane No.2	356 Shifts	96.12	—	—	1.26	—	2.62	—	—	—
	3.Crane No.3	456 Shifts	95.75	—	—	1.46	—	2.79	—	—	—



TABLE - 14
UTILISATION OF CARGO HANDLING EQUIPMENT 2019-20

Sl.No.	Description	Number of Equipments	Total No.of hours available	Non availability due to				Available Working Hours (Net) (4)-(5+6+7+8)	Actual Working hours	% availability (9/4) X 100	% utilization on		Reasons for less utilization if any	Remarks
				Over hauling	Holiday & OT Time	Break down	Other reasons MTC				Net available hours [(10/9) x 100]	Gross available hours [(10/4)x100]		
1	2	3	4	5	6	7	8	9	10	11	12	13	14	15
	1. WHARF CRANES													
A.	Hook (6T)	1	8784			253:45	217	8313	758	94.64	09.12	8.63		
B.	Hook (10T)	1	8784			95:45	364	8325	1405	94.76	16.87	15.99		
C.	Grab Crane G1	1	8784			15:05	206	8563	663	97.48	07.73	07.55		
D.	Grab Crane G2	1	8784			05:45	312	8466	970	96.38	11.46	11.04		
E.	Grab Crane G3	1	8784			17:15	208	8559	665	97.44	07.77	07.57		
F.	BOT Operator HMC Crane 1	1	8784			102:00	220	8462	2833	96.33	33.48	32.25		
	Crane 2	1	8784			110:00	231	8443	2792	96.12	33.07	31.79		
	Crane 3	1	8784			128:00	245	8411	3202	95.75	38.07	36.45		



Table – 15
AVAILABILITY AND UTILISATION OF FLOATING CRAFTS

Name of the Vessel	Type	Year of Built	Length (M)	Breadth (M)	Moulded Depth (M)	Last Dry Dock & Survey held	Next Dry Dock due	Details of Main Engine - Power, Make & Model	Propulsion system	Capacity Bollard pull speed
M.T.Tuticorin Gross Tonnage - 425	Tractor Tug	2006	32	10.65	4.7	2016-17	2021	2 x 1880 KW @ 1000 rpm, Wartsila Italia - 6 L 26 A2	Voith Twin Screw	45 T BP (12 knots)
M.L.Tuticorin Gross Tonnage - 80	Pilot Launch	2005	21.5	6.7	2.6	2013	2018	2 x 477 KW @ 1800 rpm, Cummins KTA 19 M3	Schottel Twin Screw	13 knots
M.L.Naliathanri Gross Tonnage - 48	Pilot Launch	2010	16	5.2	2.5	2016	2019	2 x 450 KW @ 1800 rpm, Cummins KTA 19 M3 Engines	Conventional Twin Screw	16 knots
M.L.Musal	Pilot Launch	2009	17.15	5.2	1.2	2013	2018 Dry dock Work Completed & Vessel Commissioned for Shipping Operation	2 x 450 KW @ 1800 rpm, Cummins KTA 19 M3 Engines	Conventional Twin Screw	16 Knots
M.B.Alaimagal	Mooring Boat	2018	9	3	0.8	New Build vessel	2023	130 HP @ 1800 RPM Model: Ashok Leyland Marine Diesel Engine	Conventional single Screw	7 Knots
M.B.Pothigal	Mooring Boat	2018	9	3	0.8	New Build Vessel	2023	130 HP @ 1800 RPM Model: Ashok Leyland Marine Diesel Engine	Conventional single Screw	7 Knots
F.C.Barathi Gross Tonnage	Crane Pontoon	2003	34	12	0.9	2015	2020	Crane Make - TATA TFC 280-45 driven by Cummins Engine NT 743 C (Crane m/c. & rep. by CHER Div Mech Deptt	6 T @ 19.8 M operation radius with 21.24 M boom 32.66 T (5) 4.57 M radius	-



Table – 15 A
DETAILS HIRED CRAFTS

Name of the Vessel	Type	Year of Built	Length (M)	Breadth (M)	Moulded Depth (M)	Last Dry Dock & Survey held	Next Dry Dock due	Details of Main Engine - Power, Make & Model	Propulsion system	Capacity Bollard pull speed
M.T.Ocean. Brave (Hire from M/s.Ocean Sparkle)	Z Drive Tug	2007	32.50	11.40	4.40	2019	2021	2 x 1470 KW Nigata Rate per Day Rs.1,89,000/- + GST, Fuel, Water, and Electricity supplied by port at free of cost Contract commenced from 11.10.2018 to 10.10.2025	Z Feller SRP Twin Screw	50 T BP (12 knots)
M.T.Ocean. Poise (Hire from M/s.Ocean Sparkle)	Z Drive Tug	2019	28.87	11.00	5.60	-	2022	2 x 2000 KW cater pillar 3516 Rate per Day Rs.2,10,000/- + GST, Fuel, Water, and Electricity supplied by port at free of cost Contract commenced from 03.02.2020 to 02.02.2025	Z Feller SRP Twin Screw	50 T BP (12 knots)
Yojaka Dhatri (Hire from SRMF)	ISPS Patrol Boat	2012	15.54	04.60	02.61	-	-	2 x 500 KW, Cummins per day charges Rs.15,800 + GST, Fuel, Water and Electricity supplied by Port at free of Cost. Contract commenced from 28.06.2018 to 27.08.2023	Conventional Twin Screw	Knots



TABLE - 16
Performance of Dredgers

**V.O. Chidambaranar Port Trust
does not own any Dredgers**



TABLE – 17
SHORE LABOUR PRODUCTIVITY FOR THE YEAR 2019-20

Commodities	No. of Hooks Worked	Hook hour Worked	Effective Hook hour Worked	Man Hours Worked	Effective Man hours Worked	Tonnage Handled	Per Hook	Per hook Hour	Average Productivity		
									Per effective hook Hour	Per man hour	Per effective man hour

In V.O.Chidambaranar Port there is no Shore Labour. The Labour Pool of cargo handling workers (including Shore Labourers) was managed and administered by Tuticorin Stevedores Association (TSA) from 1981 to 1999. From 01-01-2000 onwards the Labour Pool (including Shore Workers) is managed and administered by the V.O.Chidambaranar Port Trust Cargo Handling Labour Pool (TPTCHLP). The cargo handling workers in the Port were Merged with the Port by forming a Cargo Handling Division(CHD) under the control of Traffic Department with effect from 27.07.2011. The combined statement of Dock/Shore Labour Productivity is available in Table No 18.



TABLE – 18
SHORE LABOUR PRODUCTIVITY FOR THE YEAR 2019-20

Sl. No	COMMODITIES	No. of Hooks worked	Hook available Hours	Effective Hook Hours	No. of Man Power	Total Man Hours worked	Total Effective Man Hours	Tonnage Handled	Average Productivity in MT					
									Per Hook	Per Hook Hr	Per Effective Hook Hrs	Per Man Hrs	Per Effective Man Hrs	Gang Shift Output
	1	2	3	4	5	6	7	8	9	10	11	12	13	14
	Break Bulk													
A	Bagged Cargo	1,812	13,590	9,966	26,420	198,150	145,303	242,833	134.01	17.87	24.37	1.23	1.67	134.01
B	Metals, iron, steel and Machinery	541	4,058	2,975	15,284	114,630	84,058	30,857	57.04	7.60	10.37	0.27	0.37	57.04
C	others	834	6,255	4,587	17,103	128,273	94,062	143,680	172.28	22.97	31.32	1.12	1.53	172.28
	TOTAL (1)	3,187	23,903	17,528	58,807	441,053	323,424	417,370	130.96	17.46	23.81	0.95	1.29	130.96
2	Dry Bulk													
A	Foodgrains	460	3,450	2,530	7,512	56,340	41,314	69,674	151.47	20.20	27.54	1.24	1.69	151.47
B	Others (Agg in bulk)	1,494	11,205	8,217	10,322	77,415	56,768	679,806	455.03	60.67	82.74	8.78	11.98	455.03
	Total (2)	1,954	14,655	10,747	17,834	133,755	98,083	749,482	383.56	51.14	69.74	5.60	7.64	383.56
	Total (1+2)	5,141	38,558	28,274	76,641	574,808	421,506	1,166,852	226.97	30.26	41.27	2.03	2.77	226.97
3	Dry Bulk (By Grab)													
	By GRAB	10,232	76,740	56,273	17,360	130,200	95,476	16,254,535	1,588.60	211.81	288.85	124.84	170.25	1,588.60
	Total (3)	10,232	76,740	56,273	17,360	130,200	95,476	16,254,535	1,588.60	211.81	288.85	124.84	170.25	1,588.60
4	Total (1+2+3)	15,373	115,298	84,548	94,001	705,008	516,982	17,421,387	1,133.25	151.10	206.05	24.71	33.70	1,133.25



TABLE 19
COMMODITY WISE EXPORT CARGO RECEIVED BY DIFFERENT MODES OF TRANSPORT DURING 2019-20

Sl No.	COMMODITY	RECEIVED BY RAIL		RECEIVED BY ROAD		RECEIVED BY CONVEYOR		RECEIVED THROUGH PIPELINE		TOTAL	
		TONNES	PERCENT	TONNES	PERCENT	TONNES	PERCENT	TONNES	PERCENT	TONNES	PERCENT
1.	CEMENT		0.00	93,659	0.91	0	0.00		0.00	93,659	0.91
2.	RICE		0.00	0	0.00	0	0.00		0.00	0	0.00
3.	CONTAINERS	35,970	0.35	8,974,852	87.58	0	0.00		0.00	9,010,822	87.93
4.	SALT		0.00	0	0.00	0	0.00		0.00	0	0.00
5.	CAUSTIC SODA LYE		0.00	40,230	0.39	0	0.00		0.00	40,230	0.39
6.	COPPER CONCENTRATE		0.00	149,514	1.46	0	0.00		0.00	149,514	1.46
7.	GRANITE STONE		0.00	23,295	0.23	0	0.00		0.00	23,295	0.23
8.	COPPER SLAG		0.00	11,806	0.12	0	0.00		0.00	11,806	0.12
9.	FLY ASH		0.00	559	0.01	0	0.00		0.00	559	0.01
10.	DIESEL		0.00	0	0.00	0	0.00	3500	0.03	3,500	0.03
11.	SULPHURIC ACID		0.00	0	0.00	0	0.00		0.00	0	0.00
12.	GARNET SAND		0.00	0	0.00	0	0.00		0.00	0	0.00
13.	IRON & STEEL MATERIALS		0.00	5,260	0.05	0	0.00		0.00	5,260	0.05
14.	MACHINERIES		0.00	64,504	0.63	0	0.00		0.00	64,504	0.63
15.	CON. MATERIALS		0.00	238,677	2.33	0	0.00		0.00	238,677	2.33
16.	COMPLEX		0.00	0	0.00	0	0.00		0.00	0	0.00
17.	F.R. MATERIALS- DAP		0.00	0	0.00	0	0.00		0.00	0	0.00
18.	SUGAR	15,876	0.15	10,299	0.10	0	0.00		0.00	26,175	0.26
19.	OTHERS		0.00	580,167	5.66	0	0.00		0.00	580,167	5.66
	TOTAL	51,846	0.51	10,192,822	99.47	0	0.00	3500	0.03	10,248,168	100.00



TABLE 20
COMMODITY WISE IMPORT CARGO DESPATCHED BY DIFFERENT MODES OF TRANSPORT DURING 2019 - 20

SL NO	COMMODITY	DESPATCHED BY RAIL		DESPATCHED BY ROAD		DESPATCHED BY CONVEYOR (MECH)		DESPATCHED THROUGH PIPELINE		TOTAL	
		TONNES	PERCENT	TONNES	PERCENT	TONNES	PERCENT	TONNES	PERCENT	TONNES	PERCENT
1	FERTILIZERS	217,510	0.84	78,359	0.30		0.00		0.00	295,869	1.15
2	FR MATERIAL		0.00	599,109	2.32		0.00		0.00	599,109	2.32
3	PET.COKE		0.00	53,943	0.21		0.00		0.00	53,943	0.21
4	INDUSTRIAL COAL	617,926	2.39	5,393,824	20.89		0.00		0.00	6,011,750	23.28
5	DIESEL		0.00	0	0.00		0.00	5,450	0.02	5,450	0.02
6	EDIBLE OIL		0.00	391,814	1.52		0.00		0.00	391,814	1.52
7	FURNACE OIL		0.00	105,051	0.41		0.00	58,226	0.23	163,277	0.63
8	LPG		0.00	0	0.00		0.00	141,232	0.55	141,232	0.55
9	LIQ. AMMONIA		0.00	0	0.00		0.00	183,800	0.71	183,800	0.71
10	GYP SUM		0.00	86,799	0.34		0.00		0.00	86,799	0.34
11	NAPTHA		0.00	0	0.00		0.00	214,023	0.83	214,023	0.83
12	VCM		0.00	70,293	0.27		0.00		0.00	70,293	0.27
13	CONTAINERS		0.00	7,425,445	28.76		0.00		0.00	7,425,445	28.76
14	RAW CASHEW		0.00	46,609	0.18		0.00		0.00	46,609	0.18
15	TIMBER LOGS		0.00	121,996	0.47		0.00		0.00	121,996	0.47
16	PULSES		0.00	0	0.00		0.00		0.00	0	0.00
17	LIME STONE	23,465	0.09	1,211,129	4.69		0.00		0.00	1,234,594	4.78
18	COKING COAL		0.00	61,070	0.24		0.00		0.00	61,070	0.24
19	THERMAL COAL		0.00	28,779	0.11	7,161,409	27.74		0.00	7,190,188	27.85
20	OIL CAKE/COPRA		0.00	231,863	0.90		0.00		0.00	231,863	0.90
21	OTHERS		0.00	1,289,871	5.00		0.00		0.00	1,289,871	5.00
	TOTAL	858,901	3.33	17,195,954	66.60	7,161,409	27.74	602,731	2.33	25,818,995	100.00
	Note : SPIC Cargo	685,471									
	Total Import Railway Traffic	1,544,372									

Note: 9200 Tonnes of coking coal was transhipment during 2019-20



**Table -21
EMPLOYMENT AT PORT & CHD AS ON 31.03.2020**

	Number of Category of Officials		Number of non cargo handling workers		Number of non cargo handling workers other than shore workers	Number of cargo handling shore workers	Number of Casual Workers	Others	Total
	Class I	Class II	Class III	Class IV					
PORT	69	43	265	81	—	—	—	—	458
CHD	—	—	144	89	—	—	—	—	233

**Table 22
Particulars of Accidents during 2019 - 20**

Sl. No	Causation	PORT		VOC PT CHD		PRIVATE	
		R	NR	R	NR	R	NR
1	Persons falling	—	—	—	—	—	—
2	Falling of object	—	—	—	—	—	—
3	striking against object	—	—	—	—	—	—
4	striking by object	—	—	—	—	—	—
5	Caught in between objects	—	—	—	—	01	01
6	Wrong movements	—	—	—	—	01	01
7	contact with Electricity	—	—	—	—	—	—
8	Explosions	—	—	—	—	—	—
9	Run Over	—	—	—	—	—	—
	Total	—	—	—	—	02	02

R - Reportable NR - Non Reportable



Table 23
FINANCIAL INDICATORS

(Rs. In Crores)

Sl. No.	Description	Current Year 2019-20		Previous year 2018-19	
I.	Return on Capital Employed				
	i. Net Surplus	135.23		45.13	
	ii. Rate of Return (Percent)	10.18%		3.62%	
II.	Operating Ratio				
	i. Operating Expenditure	254.19		267.16	
	ii. Operating Income	582.90		519.50	
	iii. Ratio (%)	43.61%		51.43%	
III.	Ratio of Cost to Earnings (Activity –wise) Percentage of Cost to Earnings				
	ACTIVITIES	DIRECT COST (Excluding Depreciation and Overheads		Total Cost (Including Depreciation and over heads)	
		Current year 2019-20	Previous year 2018-19	Current year 2019-20	Previous year 2018-19
	i. Cargo Handling and Storage	13.18%	5.70%	52.17%	34.28%
	ii. Port and Dock Facilities for shipping	31.89%	25.14%	87.18%	120.19%
	iii. Railway Workings	106.18%	93.21%	224.42%	241.26%
	iv. Rentable Lands and Buildings	33.90%	21.39%	89.74%	64.16%



STATEMENT - 1
STAFF STRENGTH AS ON 31.03.2019 & 31.03.2020(PORT)

Sl. No.	CATEGORY	As on 31.03.2019		As on 31.03.2020	
		Sanctioned Strength	Actual Strength	Sanctioned Strength	Actual Strength
1	CLASS - I	119	70	110	69
2	CLASS - II	64	46	62	43
3	CLASS - III	759	283	579	265
4	CLASS - IV	469	94	191	81
	TOTAL	1411	493	942	458

STAFF STRENGTH AS ON 31.03.2019 & 31.03.2020 (CHD)

Sl. No.	CATEGORY	As on 31.03.2019		As on 31.03.2020	
		Sanctioned Strength	Actual Strength	Sanctioned Strength	Actual Strength
1	CLASS - I	1	0	1	0
2	CLASS - II	0	0	0	0
3	CLASS - III	324	175	324	144
4	CLASS - IV	396	114	396	89
	TOTAL	721	289	721	233



STATEMENT – 2**Scheduled Caste / Scheduled Tribe reservation as on 31.03.2019 & 31.03.2020(Port)**

Sl. No.	CATEGORY	TOTAL NO. OF STAFF		AS ON 31.03.2019			AS ON 31.03.2020		
		AS ON 31.03.19	AS ON 31.03.20	SCHEDULED CASTE	SCHEDULED TRIBE	% Reservation of SC / ST	SCHEDULED CASTE	SCHEDULED TRIBE	% Reservation of SC / ST
1	CLASS I	70	69	5	0	7.14	0	0	0
2	CLASS II	46	43	7	3	21.74	4	2	13.95
3	CLASS III	283	265	69	22	32.16	62	19	30.57
4	CLASS IV	94	81	24	11	37.23	21	5	32.10
	TOTAL	493	458	105	36	28.60	87	26	24.67

Scheduled Caste / Scheduled Tribe reservation as on 31.03.2019 & 31.03.2020 (CHD)

Sl. No.	CATEGORY	TOTAL NO. OF STAFF		AS ON 31.03.2019			AS ON 31.03.2020		
		AS ON 31.03.19	AS ON 31.03.20	SCHEDULED CASTE	SCHEDULED TRIBE	% Reservation of SC / ST	SCHEDULED CASTE	SCHEDULED TRIBE	% Reservation of SC / ST
1	CLASS I	0	0	0	0	0	0	0	0
2	CLASS II	0	0	0	0	0	0	0	0
3	CLASS III	175	144	71	0	40.57	67	0	46.53
4	CLASS IV	114	89	54	0	47.37	45	0	50.56
	TOTAL	289	233	125	0	43.25	112	0	48.07

STATEMENT – 3**Particulars of strike/Stoppage of work and Mandays lost in 2019-2020**

Sl.No.	Duration	Course of Strike / Stoppage	Category of employees & Unions	Mandays lost
1.	08.01.2020	All India strike against Government Policies on various issues including port sector	All Unions / Class - III & Class - IV employees	319 days



STATEMENT -4
Particulars of Salaries and Earnings to per Employee (2019-20)

(Rupees in Lakhs)

Sl. No.	Nature of pay / Allowance	Class - I	Class - II	Class- III	Class - IV	TOTAL
1	Pay	353.59	134.03	3,383.72	1,068.09	4,939.43
2	Special Pay/Personal Pay	-	-	-	-	-
3	Variable Dearness Allowance	(20.67)	(9.31)	(28.69)	(8.60)	(67.27)
4	City Compensatory Allowance	-	-	-	-	-
5	House Rent Allowance	23.20	8.79	470.68	154.55	657.23
6	Overtime Allowances	-	-	319.20	306.84	626.05
7	Night Weightage Allowance	0.18	0.27	80.42	32.62	113.49
8	Washing Allowances	-	-	9.49	3.58	13.07
9	Conveyance Allowances	-	-	67.82	25.14	92.96
10	Other Allowances inc. (Cafeteria allowance)	690.82	261.86	-	-	952.68
11	Total	1,047.12	395.64	4,302.65	1,582.22	7,327.64
12	Encashment of earned leave	1.46	0.20	364.22	106.40	472.27
13	Arrears of Pay	-	-	-	-	-
14	Productivity Linked Reward	10.57	6.84	168.22	64.36	249.99
15	Grand Total	1,059.15	402.68	4,835.09	1,752.98	8,049.90
	No. of Employees (Avg)	69	43	408	172	692
	Average earning per employee	15.35	9.36	11.85	10.19	11.63



STATEMENT - 5
PORT EMPLOYEES QUARTERS DETAILS AS ON 31.03.2020

Category of Employees	Total Staff	Type of Quarters (in Numbers)						Total Quarters	% of Provisions
		I	II	III	IV	V	VI		
Class I	66	0	0	6	9	10	2	27	40.91
Class II	45	1	0	5	8	0	0	14	31.11
Class III	271	1	18	35	16	0	0	70	25.83
Class IV	84	0	12	6	1	0	0	19	22.62
Covered under market rent	0	6	19	7	3	0	0	35	0
CHD	256	0	6	5	0	0	0	11	4.3
Total		8	55	64	37	10	2	176	



V.O.CHIDAMBARANAR PORT TRUST

Additional Schedule to Profit & Loss Account

Total Expenditure (including Finance and Mis. Expenses) (Amount in ₹)

	For the period ending	
	31st March 2020	31st March 2019
A. PAYMENTS TO AND PROVISIONS FOR EMPLOYEES:		
1. SALARIES, WAGES & BONUS ETC.,		
i. Salaries and Wages	830,084,973	899,798,286
ii. Bonus	24,999,088	7,499,423
2. CONTRIBUTION TO PROVIDENT AND OTHER FUNDS		
i. Contribution to Pension Fund	1,535,000,000	2,010,000,000
ii. Contribution to Gratuity Fund	65,000,000	-
iii. Contribution to New Pension Scheme	6,913,383	5,141,444
3. WORKMEN AND STAFF WELFARE EXPENSES		
i. Leave Travel expenses	350,719	390,418
ii. Medical expenses	134,791,854	113,174,565
iii. Nutrition to inpatients	373,027	515,779
iv. Stores (Medicines)	15,864,534	19,482,406
v. Stores (surgical)	3,101,091	2,553,630
vi. Payments under Workman Compensation Act		
vii. Scholarship, Prizes and Awards	2,068,809	1,237,075
viii. VR Scheme Ex - gratia payments	72,910,254	70,361,260
Total (A)	2,691,457,732	3,130,154,286
B. OPERATING EXPENDITURE		
1. Consumption of stores and spare parts etc.,		
2. Repairs to Plant and Machinery (Mech.)	12,905,037	25,647,046
3. Repairs to Buildings and Civil Structures	268,064,484	352,316,609
4. STORES CONSUMED	4,370,881	2,018,533
5. POWER FUEL, LUBRICANTS ETC.,		
i. Stores (Operational)	98,874,058	62,442,991
ii. Electric Power	163,459,720	12,164,559
6. NEW MINOR WORKS		
6. OTHER OPERATIONAL EXPENSES		
i. Hire Charges for floating crafts including Patrol Boats	7,756,445	4,895,436
ii. Hire charges for vehicles	32,108,812	29,147,543
iii. Hire charges for Pvt. Tugs	112,936,591	136,299,619
iv. Security charges	146,648,500	158,463,409
v. Dredging charges	95,824,825	158,688,100
vi. Depreciation	314,508,232	311,188,776
TOTAL (B)	1,257,467,585	1,253,272,620



V.O.CHIDAMBARANAR PORT TRUST

Additional Schedule to Profit & Loss Account

(Amount in ₹)

C. GENERAL EXPENSES:		
i. Rent, Rates and Taxes	4,898,006	12,943
ii. Audit fee	6,400,000	6,000,000
iii. Water charges	1,250,953	1,539,714
iv. Other expenses	2,420,395	3,488,153
v. Insurance	42,319,841	40,175,128
vi. Travel expenses	8,136,205	13,408,387
vii. Furniture and office equipments	1,019,734	5,308,673
viii. Miscellaneous expenses	39,824,497	16,247,999
ix. Advertisement and publicity	25,714,815	45,968,920
x. Trustees' fee	-	71,515
xi. Entertainment	1,346,155	1,987,127
xii. Books and periodicals	60,430	126,421
xiii. Legal and Professional charge	52,087,184	116,002,294
xiv. Printing and publishing	5,497,048	9,824,180
xv. Deputation to training courses	1,687,686	3,788,842
xvi. Licence fee	31,967	11,240,746
xvii. Telephones	2,815,050	3,840,736
xviii. Research and Development	4,860,504	15,975,693
xix. Subscription		
xx. Contribution	74,420,377	81,128,559
TOTAL (C)	274,790,847	376,136,030
D. FINANCE EXPENSES:		
1. INTEREST EXPENSES		
i. Bank Charges	4,816	2,514
ii. Interest on other Loans	5,409,564	3,631,539
2. Property Tax		
Total (D)	5,414,380	3,634,053
E. PROFIT OR LOSS IN RESPECT OF TRANSACTIONS OF KIND NOT USUALLY UNDERTAKEN BY PORT OR UNDER IN CIRCUMSTANCES OF AN EXCEPTIONAL OR NON- RETURNS, IF MATERIAL IN AMOUNT		
i. Prior Period Expenses	(997,150)	(13,375,720)
ii. Expenses on Tax appeals		
iii. Contribution to Corporate Social Responsibility Fund	13,539,000	20,165,997
iv. Coin Adjustment		
Total (E)	12,541,850	6,790,277
TOTAL EXPENDITURE	4,241,672,394	4,769,987,265

Sd/-
(MALLA SRINIVASA RAO)
Financial Adviser and
Chief Accounts Officer (I/c)



Sd/-
(R. PRABAKAR)
Financial Adviser and
Chief Accounts Officer (S1)

Appendix II

V.O. CHIDAMBARANAR PORT TRUST EMPLOYEES GENERAL PROVIDENT FUND TRUST

INCOME & EXPENDITURE ACCOUNT for the period ending

(In Rs)

Income		Expenditure	
Particulars	31st March 2020	Particulars	31st March 2020
Interest on Investments	19,270,941	GPF Expenditure	55
Other Income	542,384	Excess of Income over Expenditure	19,813,270
TOTAL	19,813,325	TOTAL	19,813,325



Appendix III

V.O. CHIDAMBARANAR PORT TRUST EMPLOYEES GENERAL PROVIDENT FUND TRUST

BALANCE SHEET

(Amount in ₹)

As at 31st March 2019	Liabilities	As at 31st March 2020	As at 31st March 2019	Assets	As at 31st March 2020
286,381,115	Opening Fund Balance	245,423,508	2,315,264	Tax Deducted at sources	2,481,396
6,759,137	Add: Int. Paid to subscribers for 2016-17	-	4,049,855	Accured Interest on Investments	3,550,594
88,147,437	Contribution from Subscribers	92,927,365	1,179,603	Advances	1,070,953
135,864,181	Less: Withdrawals	119,907,762	21,066,465	Amount due to Other Fund	12,507,394
245,423,508	Sub Total	218,443,111			
	Gen. Revenue - Retained Earnings A/C		137,341,834	Investments	137,341,814
	Op. Balance		133,999,999	Fixed Deposits	131,400,000
19,470,040	Add: Excess of Income over expenditure	19,813,270	3,039,072	Cash at Bank	3,140,622
38,098,545	Amount due to Other Fund	53,236,392			
302,992,093	Total	291,492,773	302,992,093	Total	291,492,773



Appendix IV

V.O. CHIDAMBARANAR PORT TRUST EMPLOYEES GRATUITY FUND TRUST

INCOME & EXPENDITURE ACCOUNT for the period ending

(In Rs)

Income		Expenditure	
Particulars	31st March 2020	Particulars	31st March 2020
Interest on Investments	61,149,463	Payment of Gratuities	173,384,143
Other Income	3,761		
Excess of Expenditure over payment	112,231,179	Expenditure	260
TOTAL	17,33,84,403	TOTAL	17,33,84,403

Appendix V

V.O. CHIDAMBARANAR PORT TRUST GRATUITY TRUST BALANCE SHEET

(In Rs)

As at 31st March 2019	Liabilities	As at 31st March 2020	As at 31st March 2019	Assets	As at 31st March 2020
715,195,421	Opening Fund Balance	651,959,676	815,697,688	LIC	782,877,437
(63,235,745)	Add: Excess of Income over Expenditure	(112,231,179)	1,281,533	Cash and bank Balances	111,400
651,959,676	Sub Total	539,728,497			
639,800	Medical Scheme Subs. From Employees	633,300			
164,379,745	Amount due to Other Fund	242,627,041			
816,979,221	Total	782,988,837	816,979,221	Total	782,988,837



Appendix VI

V.O. CHIDAMBARANAR PORT TRUST EMPLOYEES PENSION FUND TRUST
INCOME & EXPENDITURE ACCOUNT for the period ending

(In Rs)

Income		Expenditure	
Particulars	31st March 2020	Particulars	31st March 2020
Interest on Investments	968,716,349	Commutation of Pension	97,744,614
Other Income	9,018	Pension Payments	974,067,966
Excess of Expenditure over payment	111,836,913	Loss on sale of Securities	8,749,700
TOTAL	1,080,562,280	TOTAL	1,080,562,280

Appendix VII

V.O. CHIDAMBARANAR PORT TRUST EMPLOYEES PENSION FUND TRUST
Balance Sheet for the period ending

(In Rs)

As at 31st March 2019	Liabilities	As at 31st March 2020	As at 31st March 2019	Assets	As at 31st March 2020
10,093,339,906	Opening Fund Balance	11,793,893,736	1,205,142	Accrued Interest on Investments	-
	Add:				
	Contribution	1,535,000,000			
1,700,553,830	Excess of Income over Expenditure	(111,836,913)	313,110,382	Amount due from Revenue	736,588
11,793,893,736	Sub Total	11,682,056,823		Investments	
43,485,347	Pension payable	80,251,149	120,063,151	Fixed Deposits	21,563,151
2,118,082	Other payables	-	11,696,014,393	LIC	13,245,338,171
301,803,370	Amount due to Other Fund	(2,96,50,822)	10,907,467	Cash and bank Balances	19,240
12,141,300,535	Total	13,267,657,150	12,141,300,535	Total	13,267,657,150



Appendix VIII

V.O. CHIDAMBARANAR PORT TRUST
HBA LIQUIDATION FUND INCOME & EXPENDITURE ACCOUNT for the period ending

(In Rs)

Income		Expenditure	
Particulars	As at 31-Mar-20	Particulars	As at 31-Mar-20
Interest on Investments	164,974	HBA BEN -liquidation	231,473
Excess of Expenditure over Payments	66,500		
TOTAL	231,473	TOTAL	231,473

Appendix IX

V.O. CHIDAMBARANAR PORT TRUST
HBA LIQUIDATION FUND Balance Sheet for the period ending

(In Rs)

As at 31st March 2019	Liabilities	As at 31st March 2020	As at 31st March 2019	Assets	As at 31st March 2020
2,294,099	Opening Fund Balance	2,188,861	2,100,000	<u>Investments</u>	
	Add:		68,296	Fixed Deposits	2,300,000
(105,238)	Receipts excess of Payments	(66,500)	8,796	Accrued Interest on Investments	132,110
2,188,861	Sub Total	2,122,361		Fund Tds-Interest -Investment- Receivable	
70,598	Amount Due To Other Funds	381,057	82,366	Cash & Bank Balance	71,308
2,259,458	TOTAL	2,503,418	2,259,458	TOTAL	2,503,418



Appendix - X

CAPITAL PLAN WORKS IN PROGRESS DURING 2019-20 (In Rs)

Sl. No	Name of work	R.E 2019-20	Actuals 2019-20
1	Providing Railway Track Between Marshalling Yard And Hare Island	1.00	-
2	Widening of the Existing Korampallam surplus course bridge and ROB.	19.00	10.01
3	Others	80.00	7.00
	Total	100.00	17.01

APPENDIX-XI

CAPITAL NON PLAN WORKS IN PROGRESS DURING 2019-20

(Rs.In crores)

Sl. No	Name of work	RE 2019-20	Actuals 2019-20
1	Feasibility study on potential project – investigation & studies	2.65	-
2	Others	12.53	1.01
	Total	15.18	1.01

Appendix XII

CAPITAL PLAN WORKS COMPLETED / COMMISSIONED DURING IN 2019-20 (Rs. In Crores)

Sl. No	Details of work	Actual Cost	Date of Completion
1	Renovation and Rectification of structural Stability in Oil Jetty at North Break water in VOCPT	1.09	11.03.2019
2	Upgradation of Coal Jetty - I & II for retrofitting works at VOCPT	58.56	21.04.2019
3	Renovation and modification of existing rail system operated from Marshalling yard to VOC Wharf	17.54	18.12.2017
4	Conversion of Outdoor type HT structure by RMU with load Break switch control panel	0.21	02.07.2019



Appendix XIII

CAPITAL NON PLAN WORKS COMPLETED / COMMISSIONED DURING 2019-20
(Rs. In Crores)

Sl. No	Details of work	Actual Cost	Date of Completion
1	Providing Construction of New Toilet at Zone - B area at VOCPT	0.06	22.01.2019
2	Procurement of 500mtrs of inflatable Boom along with accessories for OSRE at VOCPT	0.80	05.02.2020
3	Replace of SV/MH Light fitting with LED fittings on existing 20mtr High Masts at the Port area	0.33	28.06.2019

APPENDIX-XIV

STATUS OF CAPITAL PLAN WORKS IN PROGRESS COMMENCED PRIOR TO 2019-20
(Rs. In crores)

Sl. NO	Name of work	Agreement No	Work Order value (Rs. in Lakhs)	Status
1	Construction of Widening the bridge over Korampallam Surplus Course (KSC) Bridge and Rail over Bridge (ROB) including widening of the road from western boundary to TTPS roundana	24CE/2018-19	41.55	Schedule date of completion 9.11.2019 89% work completed Revised scheduled date of completion 31.10.2020

APPENDIX-XV

CAPITAL NON PLAN WORKS COMMISSIONED / COMPLETED DURING 2019-20

Sl. NO	Name of work	Expected Value (Rs. In Crs)	Status
1	Up gradation of Coal Jetty - I & II for retrofitting works at VOCPT	49.63	Actual date of Completion : 21.04.2019



APPENDIX-XVI

CAPITAL NON PLAN WORKS COMMISSIONED / COMPLETED DURING 2019 - 20

Sl. NO	Name of work	Agreement No	Work Order value (Rs. in Lakhs)	Status
1	Construction of Spiral staircase at Beach water tank at VOCPT	16CE/2019-20	10.11	Actual date of completion : 18.12.2019
2	Providing Construction of New Toilet at Zone - B area at VOCPT		6.19	Actual date of completion : 30.04.2019

GREEN PORT INITIATIVE (MECHANICAL)**Appendix - XVII**

Sl. No	Name of work	Remarks
1.	Replacement of SV/MH light into LED light in 21 Nos. 20 meter High Mast	Work completed
2.	Replacement of LED light in the high masts at coal yard.	Tender under evaluation.
3.	Installation of 140 KW roof top solar panel at various locations of VOCPT.	Work order issued to TEDA on 20.08.2019. TEDA published NIT on 22.11.2019. Technical cover opened on 27.01.2020 tender evaluation is under process by TEDA.
4.	SMW Solar Power plant-	Order issued to M/s.SECI for availing PMC services for solar plant.
5.	Providing wind farm at VOC Port Trust	100 Mtr. mast installed opposite to Type V quarters. Wind data collection under progress. Based on the report received from NIWE, wind farm will be established.



Appendix XVIII

PPP PROJECTS 2019 - 20 (MECHANICAL)

(Rs. In Crores)

Sl. No	Name of Work	Date of Completion / Expected Date of Completion	Project cost Rs. in Cr
1	Mechanization of North Cargo Berth -III for handling Dry bulk cargo at VOCPT (under PPP mode)	Board in the meeting held on 30.10.2019, accorded approval to carryout the project through PPP mode for a period of 30 years as per the consultant's feasibility report subject to approval of Ministry of Shipping / SFC Financial bids invited from the IPA empanelled Transaction Advisor and evaluation of bids is under process	269.06
2	Development of 9th berth as Third Container Terminal at VOCPT	Board in the meeting held on 16.12.2019, accorded approval to implement the Project on BOT basis through PPP mode, based on the recommendations of the consultant's Report, subject to approval of standing Finance Committee. Financial bids invited from the IPA empanelled Transaction Advisor and evaluation of bids is under process	438.61





Shri T.K. Ramachandran, IAS., Chairman, V.O.Chidambaranar Port Trust interacting with the Importers and Exporters of Bulk Cargo at Chennai on 18.03.2019.



Shri Mansukh L Mandaviya, Hon'ble Union Minister of State (Independent Charge) for Ministry of Shipping and Minister of State for Chemical & Fertilizers planting a sapling at Port premises on 23.08.2019



MoU document being exchanged by Shri T.K. Ramachandran, IAS, Chairman, V.O. Chidambaranar Port Trust and Shri Arun Kumar Shrivastava, Managing Director, Central Warehousing Corporation for facilitating Direct Port Entry of Factory Stuffed Export Container to V.O. Chidambaranar Port, Tuticorin on 10.06.2019



V.O.Chidambaranar Port created a record by handling 7.41 Lakh TEUs of containers on 02.03.2020