



V.O.CHIDAMBARANAR PORT AUTHORITY

44th Administration Report 2022 - 2023



Certified Under
IMS – QMS ISO 9001:2015;
EMS ISO 14001:2015;
OHSMS ISO 45001:2018
&
ISPS Code Compliant Port



Shri Sarbananda Sonowal, Hon'ble Union Minister of Ports, Shipping & Waterways and AYUSH, inaugurated the Drive through Container Scanner in the presence of Shri T.K. Ramachandran, IAS, Chairperson, Shri Bimal Kumar Jha, Deputy Chairperson, V.O.C. Port Authority and Senior Officers of the V.O.C. Port Authority at the Port on 30.09.2022



Shri Sarbananda Sonowal Hon'ble Minister of Ports, Shipping & Waterways and AYUSH inaugurated the Fixed Fire Fighting Installation System in the presence of Shri T.K. Ramachandran, IAS, Chairperson, Shri Bimal Kumar Jha, Deputy Chairperson, V.O.C. Port Authority and Senior Officers of the V.O.C. Port Authority on 30.09.2022

V.O.CHIDAMBARANAR PORT AUTHORITY

44th Administration Report 2022-23

Certified Under
IMS – QMS ISO 9001:2015;
EMS ISO 14001:2015;
OHSMS ISO 45001:2018
&
ISPS Code Compliant Port



CHAIRPERSON'S MESSAGE

PRESENTATION OF ADMINISTRATION REPORT FOR THE FINANCIAL YEAR 2022-23

I am pleased to place the 44th Administrative Report of V.O.Chidambaranar Port Authority before the Central Government, as required under Section 45 of the Major Port Authorities Act, 2021.

The Administration Report consists of four Parts:-

- PART-I Contains details of the Origin, significant events in the development of Port and growth of the Port since inception. The Citizen's Charter, including Quality Management System, Environment Management System and ISPS Compliance of the Port, OHSAS Certification, Implementation of Right to Information Act, 2005, Mechanism for Redressal of Public Grievances, are also covered.
- PART-II Contains the Traffic & Financial Performance of the Port and the various activities of the Port during the financial year 2022-23.
- PART-III Contains details of the Annual Statement of Accounts for the financial year 2022-23, Audit Report and Action Taken on the Audit Report.
- PART-IV Contains Statistical details of the performance of V.O.Chidambaranar Port Authority. Every effort has been made in the Administration Report to highlight the Performance of the Port in a transparent manner.

During the financial year 2022-23, V.O.Chidambaranar Port Authority (VOCPA) achieved several milestones and performed well on major parameters, including Traffic Growth, Revenue Growth, Net Profit Growth, Implementation of Green Port Initiatives, Connectivity Projects, Ease of Doing Business, etc.

1. Traffic:-

For FY2022-23, VOCPA handled 38.04 MMT, as against 34.12 MMT in FY2021-22, registering a strong YoY growth of 11.5% i.e., the highest growth rate in the last 5 years, and surpassing the Ministry's FY2022-23 target of 36 MMT, 17 days earlier.

Parameter	Unit	FY2021-22	FY2022-23
Avg.Turnaround Time	Hours	48.48	46.8
Vessels Handled	Nos	1238	1524
Avg. Ship Berth-day Output	Tonnes	16,811	15,852
Dwell Time - Import	Hours	21.36	23.76
Dwell Time – Export	Hours	68.16	62.88

Record Performance/Achievements during FY2022-23:

- On 26.05.2022, the first Capesize Vessel, 'MV Cape Breeze', with length of 292 Metres, beam of 45.05 metres and DWT of 1,80,000 Tonnes, berthed at the Port. The Capesize Vessel loaded with 92,300 tonnes of limestone, consigned from the Port of Salalah, Oman, with arrival draft of 11.4 metres, berthed at berth-9.
- On 13.05.2022, Port accommodated the longest Container Vessel that ever called at the Port and berthed at M/s. DBG T terminal. 'MV. MSC PETRA' with LOA 300m was berthed, surpassing the earlier record of accommodating a 277m Container Vessel 'MV. MSC VIDHI' berthed on 20.03.2022.
- The Port created a record by handling highest number of Imported Windmill blades in a single consignment. 120 Imported blades were handled through the Vessel 'MV.NAN FENG ZHI XING' on 27.10.2022 in a single consignment, surpassing the previous highest of 60 blades handled in a single consignment.

- The Port handled 36.81 lakh tonnes during the month of January, 2023, which was the highest tonnage handled in a month so far in the Port, surpassing the previous record of 36.76 Lakh tonnes handled during the month of June, 2022.
- The Port created a new record by handling 1,94,136 tonnes of Cargo in a single day on 05.02.2023, surpassing the previous single day cargo handling record of 1,93,683 tonnes on 11.07.2022.
- VOC Port handled Coastal Traffic of 12.57 MMT during FY 2022-23, as against 10.55 MMT during the previous year, which was the highest ever Coastal Traffic handled at VOC Port.

2. **Financial Performance:-**

The Port recorded the highest ever Operating Income and total Income of INR 736.92 Crs and INR 820.49 Crs, respectively, in FY2022-23.

<u>Sl. No.</u>	<u>Particulars (in INR Crs.)</u>	<u>FY2021-22</u>	<u>FY2022-23</u>
1	Operating Income	596.81	736.92
2	Total Income	654.52	820.49
3	Net Surplus after Tax	136.80	264.79
4	Operating Ratio	41.28%	41.34%

3. **Infrastructure Projects:-**

The Port has focused on Capital expenditure over the last few years through several Projects, many of which had vital missing links and gaps. The Port identified these missing links and initiated action to ensure that the gaps are filled and these Projects start generating revenue. Potential business partners to operate some of the Projects through PPP mechanism have also been identified.

Completed Projects:-

- The widening of bridge across Korampallam surplus course and approach Road was completed at a cost of **₹41.55 crores** and **inaugurated by the Hon'ble Prime Minister**.
- Upgradation of Existing Coal Jetty -CJ1 was done at a cost of **₹ 59 crores** and the Mechanization of Coal jetty was also carried out by TANGEDCO at a cost of **₹ 325 crores**.
- Construction of North cargo berth- III at VOCPA was done at a cost of **₹35.24 crores**.
- Coal Yard Improvement has been done at a cost of **₹16 crores**.
- Installation of Fixed Fire Fighting System at Oil Jetty was completed at a cost of **₹18.79 crores**.

Under Progress:-

- Conversion of 9th berth as Container Terminal has been taken up at an estimated cost of **₹434.17 crores**.
- Mechanization and Dredging of NCB-III berth for handling dry bulk Cargo at an estimated cost of **₹ 265.15 Crs** is being undertaken. Modification of Harbour Entrance' is being undertaken at a cost of **₹16.39 crores**.

Initiated / Under Conceptualization:-

- Development of Outer Harbour Project on PPP basis, for transition of VOCPA into a Transshipment Hub Port, has been envisaged at a cost of **₹ 7,056 crores**.
- VOCPA is in the process of conceptualizing a 3000 TPD Green Hydrogen Project as part of transitioning into a Green Hydrogen Hub Port.

4. Green Port Initiatives:-

In order to become a smart & sustainable Green Energy Port, the Port has taken the following steps:

- The Port has installed a **640 KW** Rooftop Solar Power Plant and awarded work for another 425 KW Rooftop Solar Power Plant.

- 5 MW Ground based Solar and 2 MW Wind Power Plant Projects are nearing completion.
- The Port is also working to set **up a 50 MW** of Wind Solar Hybrid Power Plant on PPP basis.
- 6 e-cars have also been deployed and the cars are charged using solar power.
- Energy Consumption has been substantially reduced by replacement of conventional lighting by LED lights throughout the Port area at a cost of **₹3.95 crores**.
- VOCPA is also positioning itself for transition to a Green Hydrogen Hub Port through a 3000 TPD Green Hydrogen Project and Off Shore Wind Power Project.

5. **Port-led Industrialisation:-**

The Port-led Industrialization is vital for VOCPA, and its eco system since Port has a very limited hinterland. Tuticorin 'SPEEDZ' is visualized as a **“Safe, Smart, Secure, Speedy & Sustainable”** Development Zone.

VOCPA became the first Major Port to allot 222.69 acres of land to M/s. ACME Industries for the 3000 TPD Green Hydrogen Hub Project.

Additionally, 60 acres have been allotted for setting up of Edible Oil Industry, Warehousing (Import / Export / coastal / domestic) & promoting Industries for food, feed, and minerals, respectively.

6. **Smart Port & Digital Initiatives:-**

VOCPA has undertaken several EoDB initiatives to facilitate seamless and efficient Port Operations. The Port is in the process of implementation of Artificial Intelligence & Machine Learning in Port Operations. The Port has provisioned for 100% Automated Port Operations through faceless filing of Import/Export documents and Assessment of charges, Electronic storage space allotment, Online Berth allocation, Online Processing/issuance/Renewal of Stevedoring and Ship chandelling license, Electronic exchange of messages and payment transactions, Web enabled RFID system for issuance of HEP and container tracking, i-VTS for safe vessel navigation & tracking, and Implementing Artificial Intelligence/Machine Learning in Port Operations.

VOCPA has also improved its EoDB parameters through the Commissioning of the Drive through Container Scanner, DPE Facility, and Electronic Rail In-Motion Weighbridge

A number of Productivity improvement and digitalization initiatives were also undertaken in the domains of Legal Processes, Estate Management, SOPs for all departments, Centralized Dak, E-payment system, Cloud Hosting, Mapping of Assets; GIS Based Land Management System, E-Procurement & E-Office, Full OFC Ring Connectivity, CCTV Enabled Security Surveillance, Implementation of ERP, Digitization of Records & e-DMS.

VOC Port is ensuring the cyber security by conducting the VAPT/Risk assessment audit by the IIT Kanpur as a part of Centre of Excellence (COE).

VOC port has gone completely digital by setting up **cloud-based ERP and POS Systems, E-office** for managing files and an **e-payments Portal**. The Port is using **CPP Portal** for e-tendering, apart from **digitisation of more than 31 lakh records**, including board notes and service registers. The Port has also laid OFC connectivity inside Port and up to Truck Parking Terminal for about 28 Km at a cost of **₹1.02 Crs.**, ensuring seamless network connectivity for all the Port Operations.

We, at VOC Port Authority, look forward to keep up the growth momentum in the coming years to realize the Port's vision of becoming the 'preferred Indian Port' with Safe, Smart, Secure, Speedy& Sustainable Operations, as envisaged in the **Hon'ble Prime Minister's 'Maritime India Vision - 2030'**. We will continue to enable & support the economic activity in the region, by duly delivering our efficient services to all our valued stakeholders, business partners & customers.

(BIMAL KUMAR JHA)
CHAIRPERSON (I/C)

List of Board Members under MPA Act, 2021

1. Shri T.K. Ramachandran, I.A.S : Chairperson
2. Shri Bimal Kumar Jha : Deputy Chairperson
3. Shri Agrim Kaushal : Ministry of Ports, Shipping and Waterways
Economic Adviser
4. Shri Pradeep Yadav, I.A.S. : Government of Tamil Nadu
Additional Chief Secretary (Highways & Minor Ports)
5. Shri R.Murugaraj, IRTS : Indian Railways
Chief Freight Transportation
Manager
6. Shri Vikas Nair : Customs
Commissioner
7. CMDE Nishant Kumar : Indian Navy
Commanding Officer INS
Kattabomman
8. Shri S. Balakrishnan : Representing interest of employees
9. Shri V. Sathyanarayanan : Representing interest of employees

PRINCIPAL OFFICERS OF V.O.C PORT AUTHORITY DURING 2022-23

1. Shri T.K. Ramachandran, I.A.S : Chairperson
2. Shri Bimal Kumar Jha : Deputy Chairperson
3. Shri S. Murali Krishnan, IDAS : Chief Vigilance Officer
4. Shri Giriraj Singh Rathod : Secretary
5. Shri Ashoka Kumar Sahu : Financial Adviser & Chief Accounts Officer
6. Shri V. Surash Babu : Chief Mechanical Engineer
7. Shri K. Ravi Kumar : Chief Engineer
8. Capt. Pravin Kumar Singh : Deputy Conservator
9. Shri R. Prabakar : Traffic Manager

CONTENTS

Sl.No.	Description	Page No
PART I		
1.	Origin and Development of Port at Tuticorin	1
2.	Significant Development of the Port	3
3.	Traffic Performance of the Port since Inception	7
4.	Citizen Charter	8
5.	IMS - Integrated Management System (QMS, EMS & OHSMS)	9
6.	IMS Policy	9
7.	ISPS Security Policy	9
8.	iVTS	10
9.	Work Environment	10
10.	Implementation of Right to Information Act, 2005	10
11.	Implementation of Reservation Policy	10
12.	Redressal of Public Grievances	12
13.	CSR – Activities	12
PART- II		
1.	Board Members and Board Meetings	14
2.	Report on Traffic Performance	14
3.	Report on Financial Performance	28
4.	Report on Development Projects i. Comparison of Capital Expenditure ii. Capital Expenditure	32
5.	Committees	43
6.	Manpower	45
7.	Training	45
8.	Implementation of Official Language Policy and Programmes	45
9.	Port Safety	46
10.	Port Fire Service	46
11.	Port Maintenance	47
12.	Port Meteorological Observatory	47
13.	Port Medical Services	48
14.	Welfare measures	50
15.	Industrial Relations	54
16.	Port Security	54
17.	Significant Events	55
18.	Shipping Operations	55

PART – III		
1.	Balance Sheet as at 31.03.2023	56
2.	Schedules to the Balance Sheet	
	Schedule – 1 Reserves and Surpluses	59
	Schedule – 2 Liability For Corporate Social Responsibility	60
	Schedule – 3 Fixed/Capital Assets	61
	Schedule – 4 Investments	62
	Schedule – 4-A Cash and Bank Balances	65
	Schedule – 5 Deferred Tax Liability	66
3.	Profit & Loss Account	67
4.	Schedules to Profit & Loss Account	
	Schedule – 6 Income from Cargo handling & Storage Charges	68
	Schedule – 7 Income from Port and Dock Charges	68
	Schedule – 8 Income from Railway Activity	68
	Schedule – 9 Income from Estate Rental	68
	Schedule – 10 Expenditure on Cargo Handling & Storage	69
	Schedule – 11 Expenditure on Port and Dock facilities for Shipping	69
	Schedule – 12 Expenditure on Railway Activity	69
	Schedule – 13 Expenditure on Rentable Lands and Buildings	69
	Schedule – 14 Expenditure on Management and General Administration	69
	Schedule – 15 Finance and Miscellaneous income	70
	Schedule – 16 Finance and Miscellaneous expenditure	70
5.	Significant Accounting Policies	71
6.	Notes to Accounts for the Financial year 2022 – 23	74
7.	Cases filed against Port and Pending before various forums	81
	Tax Demands	84
	Appeals filed by M/s. PSA Sical	86
8.	Notes to Profit and Loss Accounts	90
9.	Audit Report & Action Taken Notes	92

PART – IV		
1.	Vital Port Statistics	103
2.	Traffic handled according to principal commodities	110
3.	Flag wise distribution of cargo handled	111
4.	Distribution of export cargo handled according to destination	115
5.	Distribution of import cargo handled according to origin	116
6.	Number and Type of containers handled 2022-23	117
7.	Number & size of ships called at V.O.C.Port	118
8.	Performance of cargo ships (Zone “A” only) 2022-23	119
9.	Distribution of Pre-berthing detention according to reasons (in days), 2022-23	120
10.	Distribution of non – working time at alongside berths according to reasons 2022-23	121
11.	Berth occupancy 2022-23	123
12.	Container cargo and tare weight of containers – 2022-23	124
13.	Availability of cargo handling equipments– 2022-23	125
14.	Utilisation of cargo handling equipments– 2022-23	126
15.	Details of Port Owned crafts– 2022-23	127
16.	Performance of Dredger	129
17.	Shore Labour Productivity for the year 2022-23	130
18.	Shore labour productivity for the year 2022-23	131
19.	Commodity – wise export cargo received by different modes of transport	132
20.	Commodity – wise import cargo despatched by different modes of transport	133
21.	Employment at Port / CHD as on 31.03.2023	134
22.	Particulars of Accidents– 2022-23	134
23.	Financial Indicators – 2022-23	135
24.	Staff Strength as on 31.3.2023	136
25.	SC/ST reservation as on 31.03.2023	137
26.	Particulars of strike/Stoppage of work and man days lost in 2022-23	137
27.	Particulars of Salaries and earnings per employee in 2022-23	138
28.	Port employees & Non Port Employees Quarters Details on 31.03.2023	138

29.	Additional schedule to Profit & Loss Account	139
30.	Tuticorin Port Trust Employees General Provident Fund Trust - Income & Expenditure for the year ending 31 st March, 2023	141
31.	Tuticorin Port Trust Employees General Provident Fund Trust - Balance Sheet for the year ending 31 st March, 2023	141
32.	Tuticorin Port Trust Employees Pension fund Trust Income & Expenditure for the year ending 31 st March 2023	142
33.	Tuticorin Port Trust Employees Pension fund Trust Balance Sheet for the year ending 31 st March, 2023	142
34.	Tuticorin Port Trust Gratuity Fund Trust Income & Expenditure for the year ending 31 st March 2023	143
35.	Tuticorin Port Trust Employees Gratuity Fund Trust Balance Sheet for the year ending 31 st March, 2023	143
36.	Capital Scheme more than five crores - in progress during 2022-23	144
37.	Capital Scheme upto five crores - in progress during 2022-23	144
38.	Capital Scheme more than five crores - Completed 2022-23	146
39.	Capital Scheme upto five crores - Completed 2022-23	146
40.	Capital Scheme more than five crores – Awarded in 2022-23	147
41.	Capital Scheme upto five crores – Awarded in 2022-23	147
42.	Green Port Initiative (Mechanical)	148
43.	PPP Projects 2022-23 (Mechanical)	149



வ.உ.சி துறைமுக ஆணையம்
वी.ओ.सी पत्तन प्राधिकरण
V.O.C Port Authority

V.O.CHIDAMBARANAR PORT AUTHORITY



Concession Agreement was signed between V.O.C. Port Authority, Tuticorin & Tuticorin International Container Terminal Pvt. Ltd.
(A wholly owned subsidiary of JM Baxi Ports & Logistics Ltd.)
for conversion of Berth No.9 as a Container Terminal on 03.09.2022

PART - I ORIGIN AND DEVELOPMENT OF PORT

ORIGIN AND DEVELOPMENT OF PORT AT TUTICORIN

1.1 INTRODUCTION

The growth of economy and social improvement of a Nation depends on the development of the Ports in the Country. Ports are the bedrock of the economic development of a Country. They act as a centre for exchange of culture, language and acts as a bridge among the Nations, by facilitating economic co-operation. They also act as an elixir for solving the food scarcity and poverty alleviation. They are the catalysts for growth and facilitates increase in foreign exchange earnings.

1.2 HISTORY OF TUTICORIN

In Literature, the earliest mention has been made in 88 AD in Greek work "Periplus of the Erythrean Sea". In AD 124, the earliest reference was made by Ptolemy who has observed —'Country of Kareoi, in the Kolkhic Gulf, where there is a pearl fishery, Sosikourai and Kolkhoi and emporium at the mouth of the river Solan". There is little doubt that Ptolemy's Sosikuorai is no other place than Tuticorin. From AD 200 to AD 1000, no records pertaining to Tuticorin are available. However, the Tamil Literature of the period, Periyapuramam mention the pearls but ignore the source. James Harnell in his report to the Govt. of Madras has highlighted the Indian Pearl Fisheries of the Gulf of Mannar discussed about Tuticorin. Although in Tamilnadu, there is a mention of Ports like Korkai, Puhar etc. Tamil literature and historical records have highlighted the Pearl Fisheries of Tuticorin and Trading in Pearls. The 7th to 9th Century AD were ruled by Pandya Kings and 10 to 12 Century AD was ruled by Chola Kings. There is a mention that there was a well guarded and natural Harbour where ships could anchor in safety in Tuticorin. Portuguese, Dutch and British ruled India in different time frame. Portuguese sailed into Tuticorin in 1532. In 1649, Dutch captured Tuticorin. Many European visitors particularly English travelers have meticulously recorded their impression of Tuticorin in 17th Century. The impression recorded by Philip Baldaeus, an English missionary, who visited Tuticorin in 1675 are graphic and valuable. The lucrative pearl fishery that flourished under the Dutch is vouchsafed by Jean De Lacome. The English East India Company took over the administration of Tuticorin and its other dependent cities like Kayalpattinam, Punnakayal, Manapad etc. on the 1st June 1825.

1.3 ROLE OF TUTICORIN IN INDIA'S INDEPENDENCE

Tuticorin became the citadel of freedom struggle in the early years of 20th Century. V.O.Chidambaram sowed the seeds of Nationalism and independence with the doctrine of Swadesism and boycott. After undergoing ordeals and struggle, he was able to launch the First Swadeshi Navigation Company in 1907. The Swadeshi vessels S.S.Galia and S.S.Lavo were operated between Tuticorin and Colombo. Launching of Swadeshi ship despite adverse environment was an important milestone in freedom struggle. Patriots like Subramania Siva and Vanchi Iyer have helped V.O.Chidambaram in spreading the seeds of Indian Freedom to gain independence from the clutches of the colonial rule. Thus, Tuticorin played a significant role in the Independence struggle initiated by Mahatma Gandhiji.

1.4 HISTORY OF TUTICORIN OLD PORT

In 1842, a Light House was constructed in Tuticorin. Construction of a Light House was one of the important milestones for development of Tuticorin Harbour. The planned development of Tuticorin started in 1868. A pier at a cost of Rs.1,200/- was constructed initially. In 1873, Earl Buckingham, during his visit to Tuticorin ordered for strengthening of the pier. In 1887, the 100m pier was doubled. Subsequently, rails were laid to link Tuticorin Port with Railway Station. In 1894, wooden piers were replaced by steel structure. In 1895, reclamation of the area was undertaken at a cost of Rs.2 lakhs and a Port was built. In 1899, the railway lines were extended upto the Pier in Tuticorin Port.

1.5 HISTORY OF TUTICORIN NEW PORT

The proposal to construct a deep sea harbour at Tuticorin was first thought of in 1914. Though it was not pursued due to the outbreak of first world war. The first proposal was by Sir Wolfe Lyster Barry and Partners to examine the Prospects of development of the Port. This was followed by Bristow project in 1920 and Palmer Committee Scheme. It was dropped due to financial crisis. In 1924, Tuticorin Port Trust Act was passed by the Madras Legislature. In 1929, Sir Bristow prepared the estimate at Rs.120 lakhs for this scheme and Rs.160 lakhs for Palmer Committee Scheme. Due to financial constraints again the scheme was abandoned.

In 1954, the Govt. of India appointed Chatterjee to examine the development of Tuticorin Port. He gave a proposal at an estimated cost of Rs.4.5 crores. In the meanwhile, a committee was constituted under the Chairmanship of Sir Ramasamy Mudaliar to examine linking up the development of Tuticorin with the feasibility of

connecting the Palk Strait with the Gulf of Mannar at a cost of Rs.9.62 crores. In 1958, Tuticorin Port Development Council was constituted consisting of local leaders, business people as members. The committee appraised Pandit Jawaharlal Nehru and Chairman of the Planning Commission as well as Central and State leaders. Pandit Nehru after patient hearing, passed the Tuticorin Harbour Project at a cost of Rs.10.27 crores for 30 ft. Harbour with four alongside berths. Based on that, M/s.Madhurani and Chacko Committee recommended for development of Tuticorin Port. In 1964, Prime Minister Lal Bahadur Shastri inaugurated the construction work of New Port. In 1974, oil mooring was installed. In 1975, VOC Berths No. 1 & 2 were commissioned and in December 1976, VOC berths No.3 & 4 were commissioned. The next important landmark was the integration of the erstwhile anchorage Port and Tuticorin New Harbour into an integrated Port Trust under the Major Port Trusts Act, 1963 w.e.f. 1st April, 1979. Subsequently a number of developmental activities took place matching the spectacular increase in the rate of growth of time. The MPA Act, 2021 was implemented from 03.11.2021 and V.O.Chidambaranar Port Trust was converted to V.O.Chidambaranar Port Authority.

1.6 Significant Development of the Port

Period	Event
11.07.1974	Declaration of Tuticorin Port as a Major Port
13.07.1974	Commissioning of oil mooring berth
02.12.1975	Commissioning of first two alongside berths (V.O.C 1 & 2)
31.12.1976	Commissioning of oil next two alongside berths (V.O.C 3 & 4)
01.04.1979	Commissioning of Port Trust Board
26.04.1980	Commissioning of Oil Jetty
01.03.1983	Commissioning of Coal Jetty – 1
09.05.1983	Commissioning of 5th alongside berth (A.B.I)
01.01.1984	Commissioning of 6th alongside berth (A.B.II)
27.02.1995	Commissioning of Coal Jetty – II
12.03.1996	Certification of ISO 9002
12.10.1996	Introduction to Night Navigation
15.07.1998	Licensing out Berth No. 7 to M/s. PSA SICAL
05.09.1998	Commissioning of 7th Berth
1.05.1999	Commissioning of shallow Draught Berth
05.11.1999	Completion of Dredging in Harbour Basin (11.90M) approach Channel (12.50M)
21.12.1999	Function as a World Standard container terminal
17.10.2001	Introduction to Main line service to U.S
02.02.2002	Commissioning of Berth No.8
23.04.2003	Switch over to ISO 9001: 2001 STANDARD
11.07.2003	Entering 30 year of existence as a Major Port
16.07.2003	Introduction to direct main line service to Europe

24.09.2003	Completion of dredging dock basin in front of berth No.8
26.12.2003	Inclusion of our Port in Western Circuit of cruise tourism
10.07.2004	Silver Jubilee Celebration
16.09.2005	ISO 14004:2004 Certification of approval
14.07.2008	Commissioning of berth No.9
01.07.2010	Inauguration of replaced Wharf Crane in VOC Berth Concession Agreement signed with M/s.Tuticorin Coal Terminal Ltd., For development of North Cargo Berth- II for handling bulk cargoes
11.09.2010	Cargoes on DBFOT mode
11.09.2010	Concession Agreement signed for NCB- II with ABG- LDA Bulk handling India Pvt. Ltd.
30.12.2010	Inauguration of Capital Dredging
24.01.2011	Inauguration of construction of North Cargo Berth II
11.02.2011	Name changes as V.O.Chidambaranar Port Trust
06.03.2011	Inauguration of Passenger Terminal
13.06.2011	Launching of passenger ferry services- Tuticorin Colombo
27.07.2011	Merger of Cargo Handling Labour Pool with V.O.Chidambaranar Port Trust
29.03.2012	Capital Dredging work completed
15.03.2014	Taken over of VTMS by port
24.03.2014	Up-gradation of Mechanical Handling Infrastructure at VOCPT Berths (I to VI & IX) on BOO basis for a periods of 10 years - commencement of operation
11.05.2014	Commencement of temporary operation at Berth No.8 using HMC's
01.10.2014	M/s.NTPL commenced the Commercial operation of North Cargo Berth
19.01.2015	Issue of work order for dredging in front of NCB- II and 2 Nos Shallow draught berth.
15.02.2015	Grant of license for deployment of 2 Nos. of floating cranes at VOCPT Water limits for a period of 10 years for handling the cargo in vessels at Anchorage.
12.08.2015	Radiological detection Equipment installed at the Port Entry Gates Including the gate of Extension Port (Zone B).
13.08.2015	100 KW Grid Connected Solar Power Plant Commissioned at Administrative Building.
26.10.2016	Dredging in front of NCB II & 2 Nos of Shallow Draught berth completed
15.02.2016	Commencement of work for appointment of EPC contractor for Design, Construction and maintenance of Truck Parking Terminal at the Port land opposite to fisheries college
23.06.2016	Commencement of work for construction of dedicated berth for handling Coastal Cargo at VOCPT.
11.07.2016	500 KVA shore power supply facility for providing Shore supply to vessels has been commissioned under Green Port Initiative.
21.09.2016	Mechanizations of Cargo evacuation from 9th berth commencement of operation.
03.11.2016	Commencement of work for integrated drainage system in port area.
10.11.2016	2 Nos of Road Sweeping Machine have been put into operation as a Green Port Initiative.

29.11.2016	400 KW Roof top solar powers Plant Commissioned.
23.01.2017	Commencement of work for construction of New Shopping Complex\ near Port Colony area
01.02.2017	Commencement of work for re surfacing and widening the existing road from TTPS roundana to IOC road at VOCPT
31.01.2017	MOU signed with M/s. Imcola Crane Company Ltd to deploy one No. additional HMC of 124 T Capacity
28.04.2017	Commencement of work for construction of NCB-III under EPC basis.
02.01.2018	Agreement signed with VJA Port terminal for development of Shallow Draught Berth for handling construction material Under PPP mode
03.01.2018	One number of additional 124T harbor mobile crane commissioned.
22.01.2018	Commencement of work of up gradation of Coal Jetty - I & II
24.03.2018	Commencement of dredging in front of Coastal Cargo Berth.
15.04.2018	Shri.Pon Radhakrishnan, Hon'ble Union Minister of State for Finance and Shipping Govt. of India laid the foundation stone for construction of Net weaving hall at Muthrayar Colony, Threspuram, Tuticorin.
03.05.2018	Won the "Roll of Honour 2017 Award" from Tamil Nadu Energy Development Agency, Chennai for installation of 500 KW Roof top Solar Power Projects
09.05.2018	Commissioned the CCTV Control Centre at South Police Station, Tuticorin.
25.06.2018	Inagurated the PradhanMantri Bharatiya Janaushadi PARIYOJANA (PMBJP) Medical store.
31.12.2018	Declaration of 14.2m draft vessels in front of berth 8th & 9th Berths.
21.04.2019	Completion of Upgradation work of Coal Jetty as a part of Upgradation of CJ 1 & II at a value of Rs.97.76 Crores through M/s. SYS-EMJAY
10.06.2019	An Memorandum of Understanding (MOU) was signed with Central Warehousing Corporation (CWC) for facilitating Direct Port Entry (DPE) of e-sealed Factory stuffed Export Container to V.O.Chidambaranar Port, Tuticorin Under 'Ease of Doing Business'
25.10.2019	V.O.Chidhambaranar Port has bagged National Award for Excellence in Coast Management for the year 2018, from the 'The Institute of Cost Accountants of India' under the category "Transportation and Logistics".
06.03.2020	Work order issued to M/s. SECI for carrying out PMC Services of the project namely, Design, Engineering, supply, construction, erection, testing and Commissioning of 5 MW (AC) grid connected ground based Solar PV Power Plant along with 10 years plant O &M
27.10.2020	Hon'ble Union Minister, Ministry of Ports, Shipping & Waterways (Independent charge) inaugurated 'Direct Port Entry Facility' at VOC Port developed by partnering with Central Warehousing Corporation'
25.02.2021	Hon'ble Prime Minister of India dedicated the 8 laning of Korampallam Bridge and rail over bridge to the Nation.
08.03.2021	MoPSW approval received for "Conversion of 9th Berth as Container Terminal on DBFOT basis through PPP mode"
02.07.2021	LoA issued for installation of Fixed Firefighting system at OJ of VOCPA at a cost of Rs.18.79 crores
31.07.2021	140KW Solar Roof top plant through Tamil Nadu Energy Development Agency (TEDA) completed.
04.08.2021	3 E- cars arrived were put into operation.

09.10.2021	Commissioning of in motion electronic weigh bridge of 140 MT at VOC Port Railway Marshalling yard.
03.11.2021	Adoption of MPA Act, 2021 & Conversion from Trust to Authority.
30.11.2021	Trial run for drive through X-ray container scanner commenced. Project Cost Rs.46.26 cr.
05.02.2022	LoA for setting up of EV charging stations of 3 locations of VOC Port Issued to CESL
12.04.2022	Purchase of Electric Power from Indian Energy Exchange (IEX) through NLC India Limited -Agreement signed
13.04.2022	Change of Name from V.O.C Port Trust to V.O.C Port Authority
09.05.2022	The longest vessel MV. MSC PETRA of length overall 300m berthed at VOCPA
08.06.2022	Additional 3 nos. of e-cars put into operation
29.07.2022	LoA issued for setting up of 2MW wind farm at VOCPA on CAPEX model through M/s.NIWE
02.08.2022	LoA issued to TEDA for installation of 400kw Roof Top Solar Plants at Various locations
03.09.2022	A Concession Agreement was signed between V.O.C. Port Authority, Tuticorin & Tuticorin International Container Terminal Pvt. Ltd. (A wholly owned subsidiary of JM Baxi Ports & Logistics Ltd.) for the conversion of Berth No.9 as a Container Terminal.
15.09.2022	LoA issued for design, Engineering, Supply, Construction, Erection, Testing & Commissioning of 5MW (AC) Grid connected Ground based Solar PV Power Plant having 10 years lant O&M
30.09.2022	Shri Sarbananda Sonowal, Hon'ble Minister for Ports, Shipping & Waterways and Ayush, inaugurated the India's first Indigenously developed VTS Software by make in India initiative of NTCPWC, IIT Chennai.
21.12.2022	A new bunkering service was flagged off at Port for supplying bunker
11.01.2023	International luxury Cruise ship 'MS Amera' made her first call to VOC
15.03.2023	The Port handled 36.03 Million Tonnes of cargo, and surpassed the

1.7 TRAFFIC PERFORMANCE OF THE PORT SINCE INCEPTION

The Traffic Performance of V.O.C Port since inception is given Below:

Year	Cargo Traffic (in Lakh tonnes)	Container Traffic (In TEUs)
74-75	10.35	
75-76	13.65	
76-77	15.50	
77-78	14.87	
78-79	17.03	
79-80	24.11	121
80-81	26.31	9295
81-82	27.06	5343
82-83	32.29	718
83-84	35.48	1072
84-85	37.74	1233
85-86	42.25	3186
86-87	41.46	7192
87-88	42.85	8038
88-89	51.40	8782
89-90	53.23	14115
90-91	50.73	20206
91-92	58.68	33776
92-93	62.15	35010
93-94	67.80	48110
94-95	80.40	57000
95-96	92.86	68619
96-97	91.74	88769
97-98	99.73	102464
98-99	101.50	99512
99-00	99.93	136612
00-01	122.84	156978
01-02	130.17	213509
02-03	132.94	212925
03-04	136.78	253880
04-05	158.11	307310
05-06	171.39	321060
06-07	180.01	377102
07-08	214.80	450398
08-09	220.11	438548
09-10	237.87	439948
10-11	257.27	467752
11-12	281.05	477096
12-13	282.60	475599
13-14	286.42	507735
14-15	324.14	559727
15-16	368.49	611714
16-17	384.63	642103

17-18	365.83	697631
18-19	343.42	739246
19-20	360.76	803719
20-21	317.90	762279
21-22	341.19	781458
22-23	380.41	734274

2. CITIZEN CHARTER

2.1 Vision

- To become a pioneer in providing quality and efficient cargo handling facility in South India and its Hinterland.

2.2 Mission

- To be the preferred distribution hub of India
- To provide efficient seaport logistic for providing best value to our customers
- To augment capacity by developing international standard Port infrastructure and installing State-of-the-Art handling equipments
- To ensure quick turn-around of vessels by providing facilities, up-gradation of equipments for efficient handling of cargo.

2.3 Values

- A. Total satisfaction of customer.
- B. Partnership with stakeholders.
- C. Commitment to Quality and Team Work.
- D. Fairness, Accountability and transparency in work.
- E. Consideration for social and natural environment.
- F. Value addition through productivity, safety and security.
- G. Considering the vision, mission and values, to provide efficient seaport and logistics service to best value of the customers and Results Framework Document was prepared to achieve the targets in the heads of following as per Ministry of Ports, Shipping and Waterways guidelines
 - To augment capacity of the Port by developing International Standard Infrastructure and installation of modern equipment.

- To improve the draught in-front of the berths to handle bigger size vessels according to the requirement.
- To provide efficient, prompt, safe and timely service to the trade at the optimum cost.
- To enhance road and rail facility to improve speedy and safe evacuation of cargo facility.
- Continually improve the services to meet the expectations of the Port Users, Trade, Employees, Pensioners and the Society by improving the Corporate Social Responsibility.
- To provide cost effective operations through deep draft berths, highly mechanized and dedicated cargo handling facility.
- To improve the green cover in the Port Premises to maintain eco-friendly environment.

3. IMS - INTEGRATED MANAGEMENT SYSTEM (QMS, EMS & OHSMS):

V.O.Chidambaranar Port is the First Major Port, having implemented Integrated Management System (IMS) consisting of QMS (ISO:9001:2015), EMS(ISO 14001:2015) & OHSMS (ISO 45001:2018) during the year 2017.

4. IMS Policy:

We are committed to provide seaport facilities and related support services for seaborne transport facilities by –

Ensuring quality service to EXIM Trade, by adhering all legal requirements.

Protecting the environment including prevention of pollution.

Ensuring safety by preventing injury and ill health.

Continually improving the overall effectiveness of IMS through, employee's motivation and empowerment with social responsibility towards the progress of the Nation.

5. ISPS Security Policy

V.O.Chidambaranar Port Authority is committed to provide a safe and secure working environment to all its employees, Port Users, Ships and its personnel. This will be achieved by establishing and maintaining the required security measures (as per the ISPS code) to prevent unlawful acts against people, cargo and marine assets.

6. iVTS

The indigenous VTS Software is an initiative under the self-realization vision by the Honourable Prime Minister of India, for building a 'Digital India' and using Digital Technologies.

Developing indigenous VTS system that can cater to the needs of the Ports using open architecture for better integration with the existing port operation systems.

Innovative ideas have been implemented in the VOC Port by incorporating two mobile Apps i.e. the "Pilot Thagaval" – an app for obtaining the Pilot Card digitally to the Port Operating System and "Sagar Drishti" – an app for viewing the Vessel Traffic on mobile/tablets.

7. Work Environment

The Port Management has provided good work environment like proper ventilation at place of work, drinking water facilities, canteen, toilet, adequate lighting facilities, ambulance, first aid and personal protection equipments for operational Employees and Workers. Equipments safety is ensured by carrying out preventive maintenance promptly. The working area is kept clean. Adequate pollution control measures are taken up.

8. Implementation of Right to Information Act, 2005

RTI Act is implemented from October, 2005 as per the directions of the Ministry. Appellate Authority, One public Information Officer and one Assistant Public Information officer are appointed to deal with the representations / appeals. Office of the Public information Officer functions as a Single Window Agency to facilitate general public to obtain information under RTI Act, 2005.

During the year 2022-23, 93/6 applications / appeals have been received and 86/3 applications / appeals have been disposed off.

9. IMPLEMENTATION OF RESERVATION POLICY SALIENT FEATURES

- 1) 15% for SC and 7.5% for ST for Direct Recruitment on All India basis by open competition for Class-I & II posts.
- 2) 15% for SC and 7.5% for ST for promotion in respect of Class I to Class IV posts
27% for OBC for Direct Recruitment on All India basis by Open Competition for Class I to IV posts.

- 3) 19% for SC and 1% for ST for Direct Recruitment on a Local or Regional basis for Tamil Nadu for Class III & IV posts.
- 4) 4% Physically Handicapped - PH
 - a) 1% Visually Handicapped – VH
 - b) 1% Hearing Handicapped – HH
 - c) 1% Orthopedically Handicapped - OH and
 - d) 1 % autism, intellectual disability, specific learning disability and mental illness and multiple disabilities from amongst persons under clauses (a) to (c) including deaf-blindness in the post identified for each disabilities) for promotion and Direct Recruitment.
- 5) 10% and 20% for Ex-servicemen in Direct Recruitment in Class-III & IV posts respectively.

As per Regulation 7 of the Tuticorin Port Trust Employees (Recruitment, Seniority and Promotion) Regulations, 2008, orders issued by the Central Government from time to time for the reservation of posts under it, (whether by direct recruitment or promotion) in favour of Scheduled castes and Scheduled tribes, Ex-serviceman, Dependents of those killed in action, Physically handicapped persons and other special categories of persons, will apply mutatis mutandis to all appointments covered by Tuticorin Port Trust Employees (Recruitment, Seniority and Promotion) Regulations, 2008. In view of the above, orders of the Central Government issued from time to time with regards to reservations are being followed in this Port.

For the precise monitoring of implementation of Reservation policy in V.O.Chidambaranar Port Authority, two Officers at the level of Senior Class I officers belonging to reserved community have been nominated as Liaison Officers, one for SC/ST and another for OBC. The Liaison Officers are periodically inspecting the Registers maintained for the Post based roster points and an officer from the reserved community is included in the committee for filling up of the posts under Direct recruitments and Departmental Promotions.

10. REDRESSAL OF PUBLIC GRIEVANCES:

In compliance with the direction from Ministry of Shipping, for strengthening the Public Grievance Redressal Machinery, Chairperson, V.O.Chidambaranar Port Authority had appointed the Secretary of the Port Authority as Director for redressal of grievances on 7.12.2005. The details of Director of Grievances are furnished below:

Secretary (Director of Public Grievances)

V.O.Chidambaranar Port Authority,

Harbour Estate, Tuticorin – 628 004

Ph: (Off) 0461-2352232 Fax: 0461- 2352301

e.mail: secretary@vocport.gov.in

The above details were sent to Department of Administrative Reforms & Public Grievances, Ministry of Personnel, Public Grievances and Pensions, New Delhi with a copy to Ministry of Shipping, New Delhi for information, during September, 2007 for publishing in the website called Centralized Public Grievances Redress and Monitoring System (CPGRAMS). The Portal also facilitates to receive Grievances lodged online through internet by the citizens from any geographical locations. In addition to the above, Chairman and Deputy Chairman are also sparing time in week days for redressing the grievances of persons expeditiously. Apart from meeting Chairman and Deputy Chairman, the employees and Port Users meet all Heads of Department to redress their grievances pertaining to concerned Department.

11. CSR ACTIVITIES:

Ministry of Shipping issued guidelines vide letter No.PD-25021/10/2011-PD-II dated: 02.12.2011 on Corporate Social Responsibility (CSR) for Major Ports to identify CSR activities every financial year within the allotted budget and time limits prescribed for the implementation of schemes according to the guidelines. Subsequently, Ministry of Shipping also forwarded another letter No. CD-11010/4/2013-Coord dated 14/03/2013 enclosing new guidelines on CSR and substantially for Central Public Sector Enterprises issued by the department of Public Enterprises vide their OM dated 12/04/2013. Further, Ministry of Shipping also forwarded new guidelines on CSR and substantially for Central Public Sector

Enterprises with effect from 01.04.2014 in reference No.CD-11053/5/2014-Coord dated: 29.10.2014. Further, Ministry of Ports, Shipping and Waterways vide letter PD-12019/1/2020-PD-VI (Coord) dated: 04.03.2022 has issued revised CSR Guidelines for its implementation.

The Port has made financial assistance to various agencies like District Administration Thoothukudi City Municipal Corporation and other Agencies for executing various social development works in and around Tuticorin under CSR Scheme.

**CORPORATE SOCIAL RESPONSIBILITY
(ALLOCATION AND EXPENDITURE)**

Rs. in lakhs			
Sl.No.	Details	2021-22	2022-23
1	Budget Allocation made	300.00	300.00
2	Balance B/fd from previous year	286.95	247.11
3	Total (1+2)	586.95	547.11
4	Less: Proposals Sanctioned	339.84	184.15
5	Balance C/fd (3-4)	247.11	362.96



வ.உ.சி துறைமுக ஆணையம்
वी.ओ.सी पत्तन प्राधिकरण
V.O.C Port Authority

V.O.CHIDAMBARANAR PORT AUTHORITY



The Port created a new record by handling 36.76 Lakh Tonnes of cargo during June 2022, surpassing the previous highest handling of 35.99 Lakh Tonnes during July 2015

PART - II

TRAFFIC AND FINANCIAL PERFORMANCE OF THE PORT

1. BOARD MEMBERS AND BOARD MEETINGS

From November 2021 V.O.Chidambaranar Port was constituted as V.O.Chidambaranar Port Authority under Chapter II Section 3 (1) of the Major Port Authority Act, 2021 by the Central Government. The Board consists of Chairperson, Deputy Chairperson and 10 Board Members under Major Port Authority Act 2021.

Board Meetings:- 8 Ordinary Meetings and 1 Special Board Meeting of the Board were conducted during the Financial year 2022-23 under the MPA Act 2021.

2. REPORT ON TRAFFIC PERFORMANCE

During the financial year 2022-23, V.O. Chidambaranar Port Authority handled cargo traffic of 380.41 Lakh tonnes over the previous year cargo traffic of 341.19 lakh tonnes registering an increase of 11.50%. Compared with the target set by the Ministry at 360.00 lakh tonnes, this performance has an increase of 5.67%. The Imports accounted for 285.97 lakh tonnes registering an increase of 18.19%, Exports accounted for 89.54 lakh tonnes registering a decrease of (-)5.22% and bulk Transshipment accounted for 4.90 lakh tonnes registering an increase of 2.94% compared to the previous year.

2.1 Traffic at a glance

Sl. NO	Description	2021-22	2022-23	% Variation
1	Total Cargo Handled (In Lakh Tonnes)	341.19	380.41	(+) 11.50
2	Imports In Lakh Tonnes)	241.96	285.97	(+) 18.19
3	Exports (In Lakh Tonnes)	94.47	89.54	(-) 5.22
4	Transshipment (In Lakh Tonnes)	4.76	4.90	(+) 2.94
5	Container (In TEUs)	7,81,458	7,34,274	(-) 6.04

2.2: Traffic handled according to Principal Commodities 2022 – 23

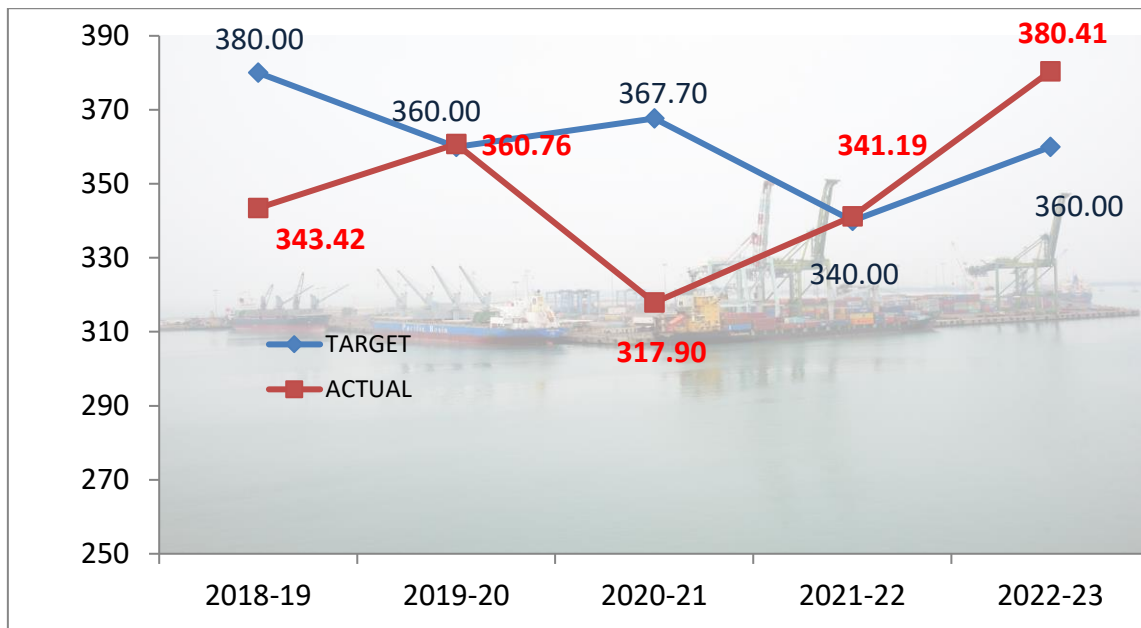
(IN MMT)

MAJOR PORTS	ACTUAL TRAFFIC		% OF VARIATION AGAINST PREVIOUS YEAR	RANK
	2021-22	2022-23		
PARADIP	116.13	135.36	16.6	1
KAMARAJAR (ENNORE)	38.74	43.51	12.3	2
SMP, KOLKATA	58.18	64.99	11.7	3
V.O. CHIDAMBARANAR	34.12	38.04	11.5	4
JNPA	76	83.87	10.4	5
DEENDAYAL	127.1	137.56	8.2	6
VISAKHAPATNAM	69.03	73.75	6.8	7
MUMBAI	59.89	63.61	6.2	8
NEW MANGALORE	39.3	41.42	5.4	9
COCHIN	34.55	35.26	2.1	10
CHENNAI	48.56	48.95	0.8	11
MORMUGAO	18.46	17.32	-6.2	12
TOTAL:	720.06	783.64	8.8	

Note: Traffic data for FY 2022-23 sourced from MoPSW PDMP Portal.


2.3 Traffic Performance from 2018-19 to 2022-2023

(In Lakh Tonnes)



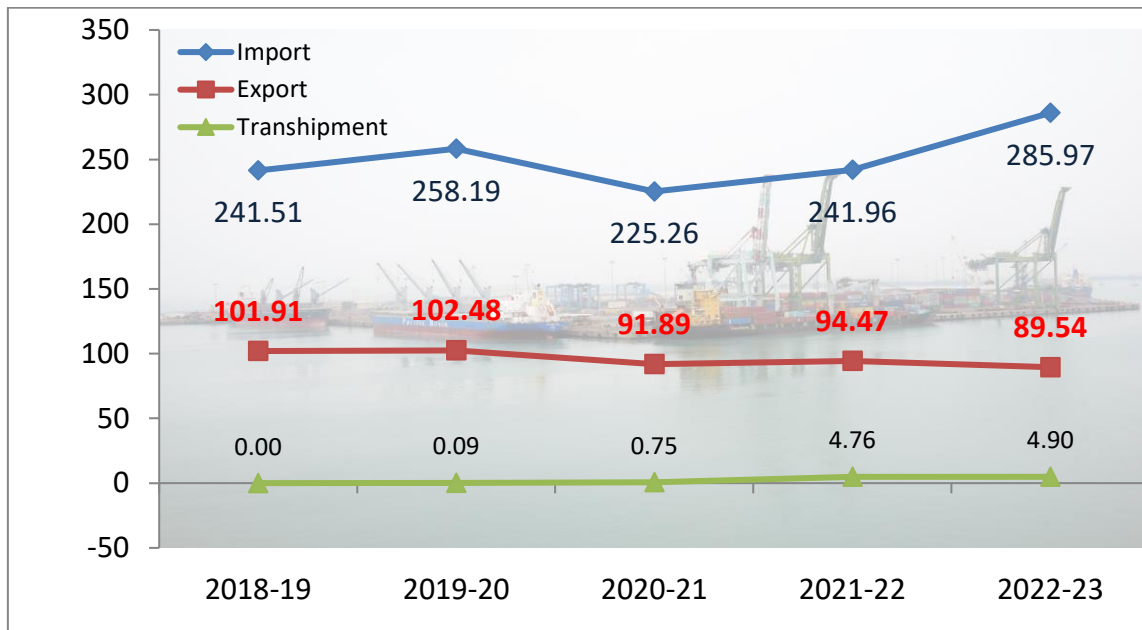
2.4 Container Traffic from 2018-19 to 2022-2023

(In TEUs)



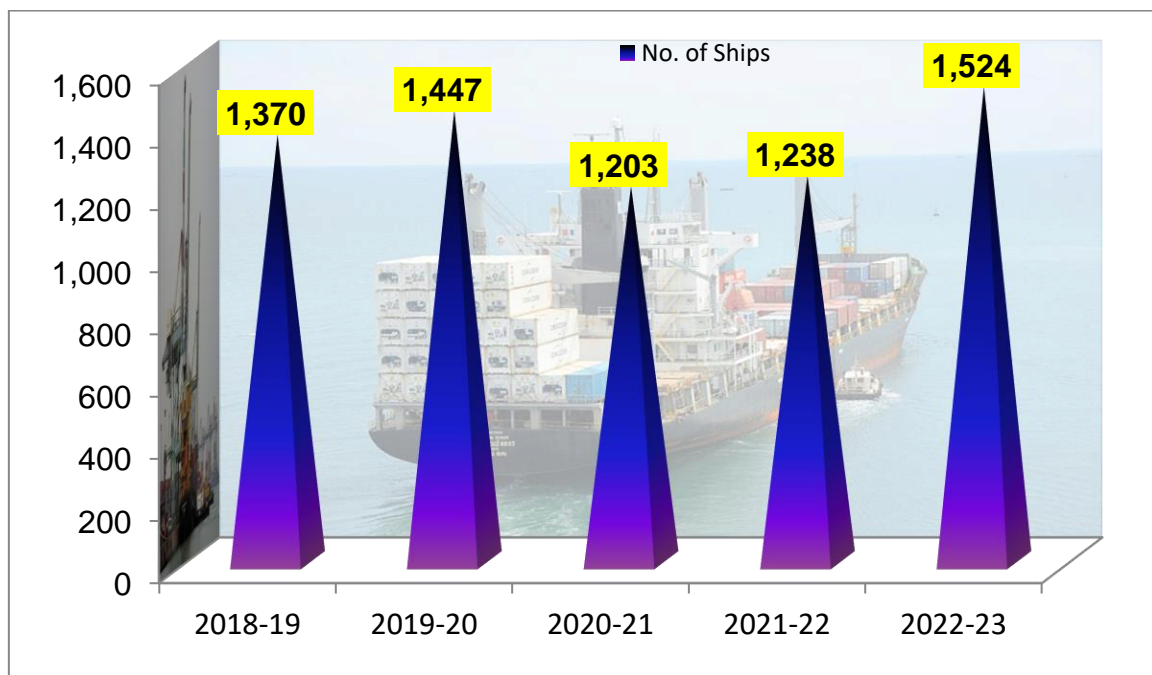
2.5 Import / Exports/Transshipment from 2018-19 to 2022-23.

(In Lakh Tonnes)



2.6 Ships Handled from 2018-19 to 2022-23.

(In Nos.)



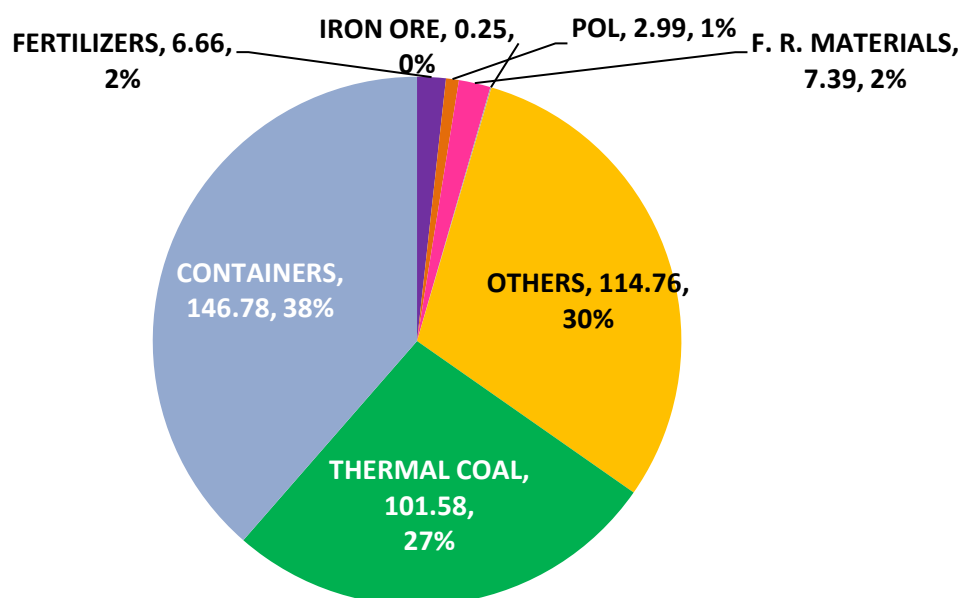
2.7 Principle commodity-wise Traffic 2022-23

(in Lakh Tonnes)

Sl.NO	CARGO	Actuals 2021-22	Target 2022-23	Actuals 2022-23	Variation to Target (in %)	Variation to previous year (in %)
1	POL	3.53	2.40	2.99	(+) 24.58	(-) 15.30
2	Iron Ore	0.25	0.00	0.25	-	0.00
3	Fertilizers	3.46	5.78	6.66	(+) 15.22	(+) 92.49
4	Fertilizers Raw Materials	7.63	5.44	7.39	(+) 35.85	(-) 3.15
5	Thermal Coal	74.88	88.40	101.58	(+) 14.91	(+) 35.66
6	Containerized Cargo	154.29	151.52	146.78	(-) 3.13	(-) 4.87
7	Other Cargo	97.15	106.45	114.76	(+) 7.81	(+) 18.13
	Total	341.19	360.00	380.41	(+) 5.67	(+) 11.50
	Containers (In TEUs)	7,81,458	7,58,000	7,34,274	(-) 3.13	(-) 6.04

Cargo Profile of Traffic handled during 2022-23.

(380.41 Lakh Tonnes)



Comparison with Target of the Ministry for 2022-23:

An increase of 5.67% in Traffic than the Ministry's target of 360.00 Lakh tonnes was due to handling higher volume of Thermal Coal – 101.58 Lakh Tonnes (+) 14.91 %, Fertilizers – 6.66 Lakh tonnes (+) 15.22% and other Cargo – 114.76 Lakh Tonnes (+)7.81%

Comparison with Actuals in the previous year 2021-22:

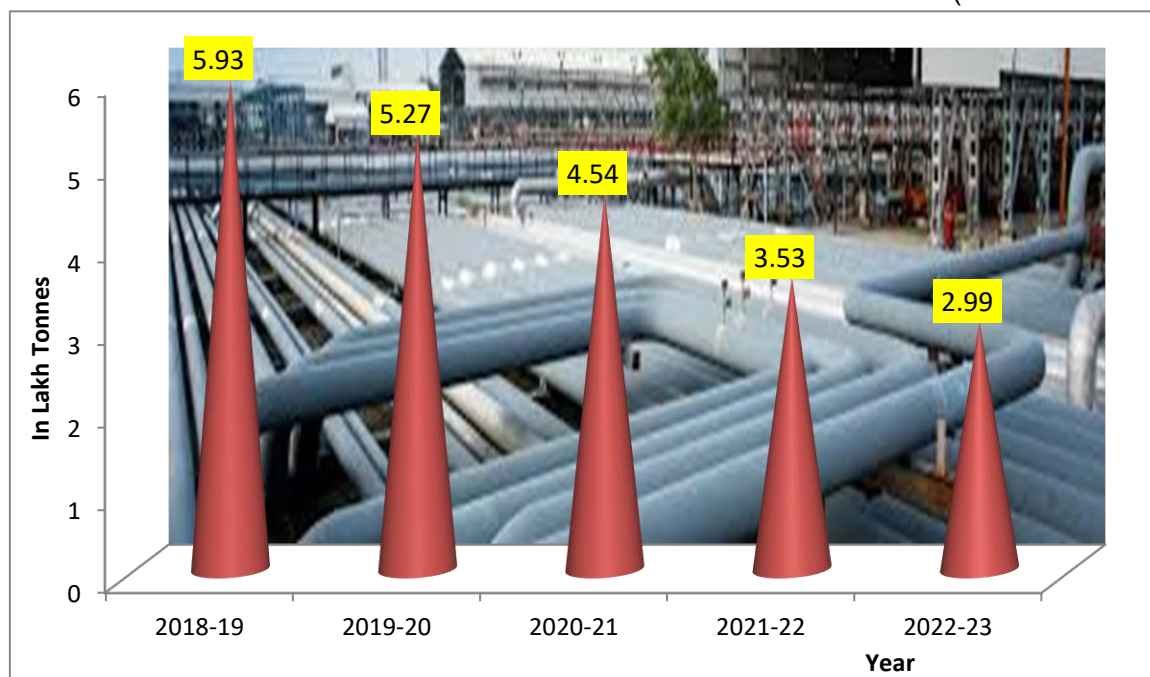
An increase of 11.50% compared to the previous year also due to handling higher volume of Thermal Coal – 101.58 Lakh Tonnes (+) 35.66 %, Fertilizers – 6.66 Lakh tonnes (+)92.49% and other Cargo – 114.76 Lakh Tonnes (+)18.13%.

2.8 Traffic Trend

The Trend of Traffic of the Principal Commodities for the past 5 years is given in the following Charts:-

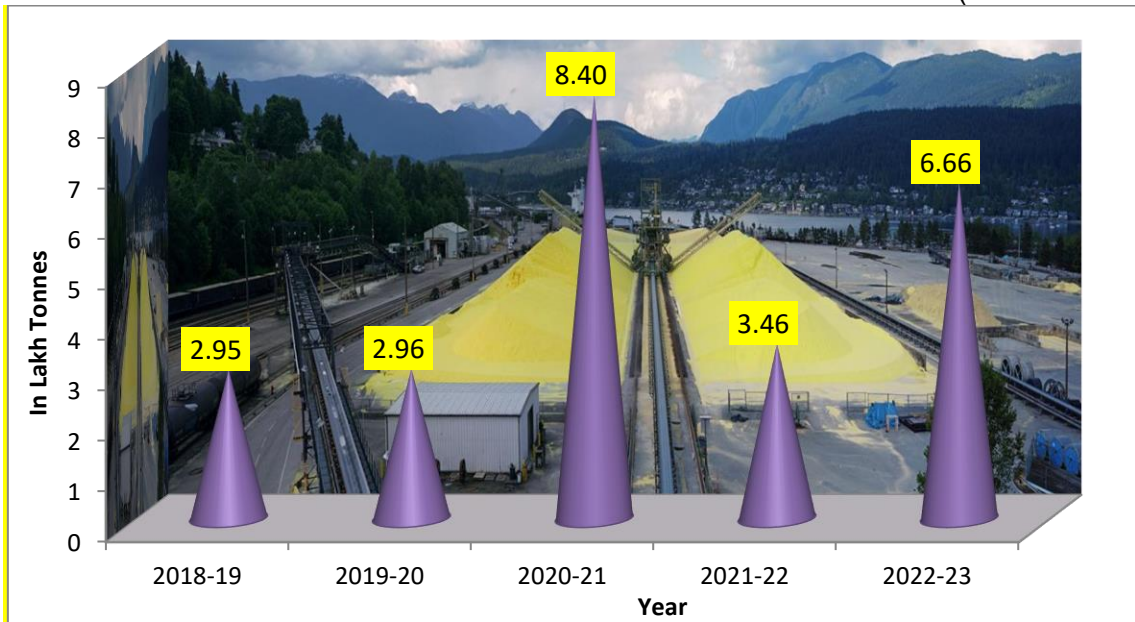
2.8.1 Traffic in POL Products from 2018-19 to 2022-23.

(In Lakh Tonnes)



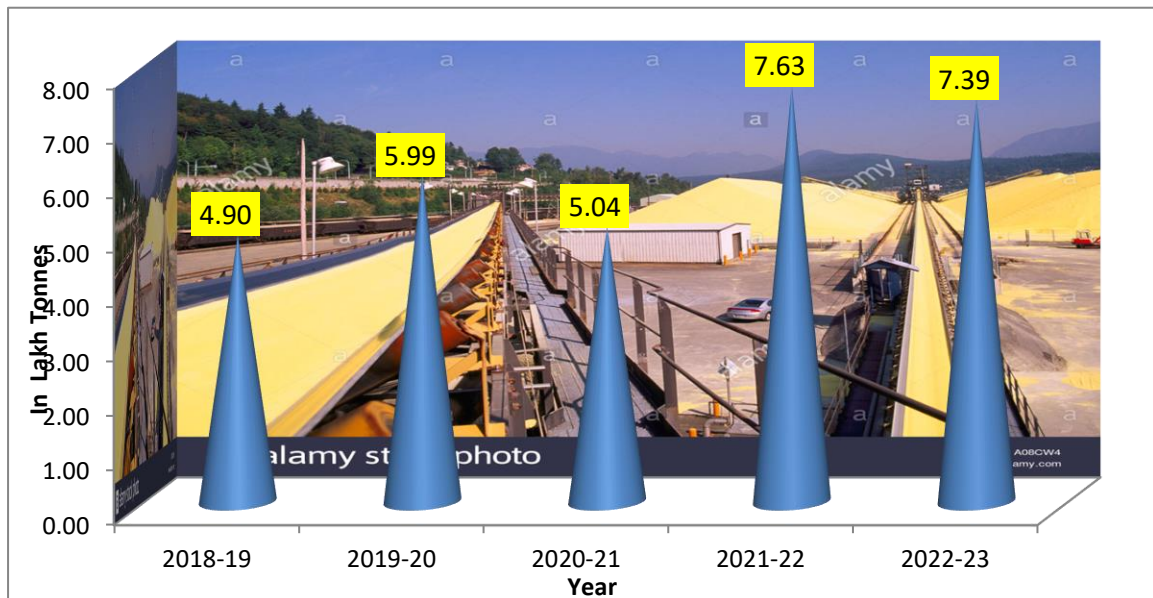
2.8.2 Traffic in Fertilizer from 2018-19 to 2022-23.

(In Lakh Tonnes)



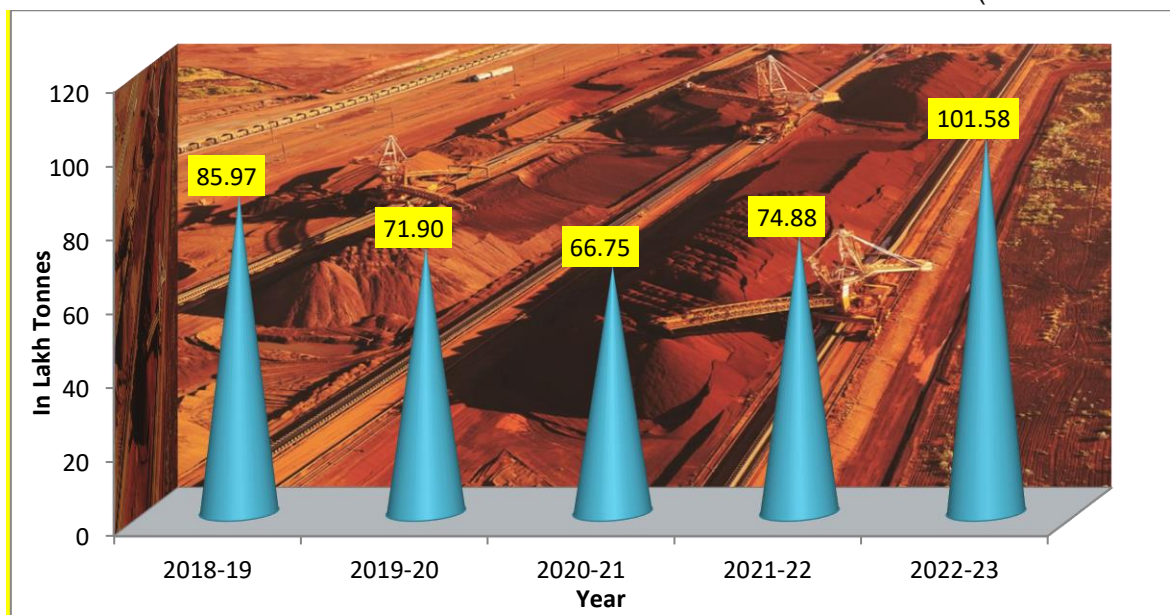
2.8.3 Traffic in Fertilizer Raw Material from 2018-19 to 2022-23.

(In Lakh Tonnes)




2.8.4 Traffic in Thermal Coal from 2018-19 to 2022-23.

(In Lakh Tonnes)



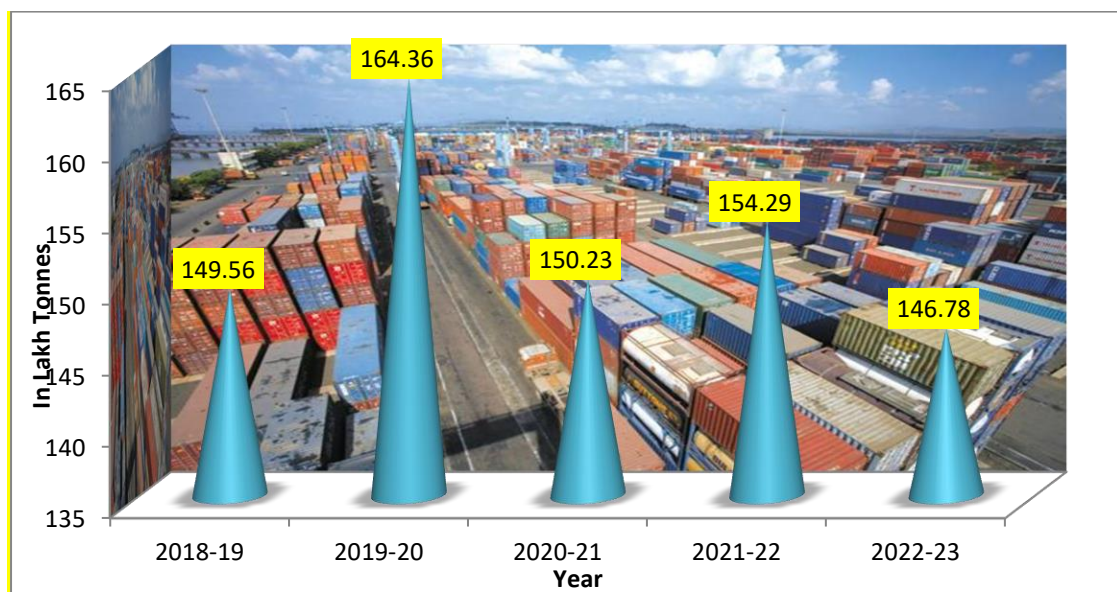
2.8.5 Traffic in Iron Ore from 2018-19 to 2022-23

(InLakhTonnes)



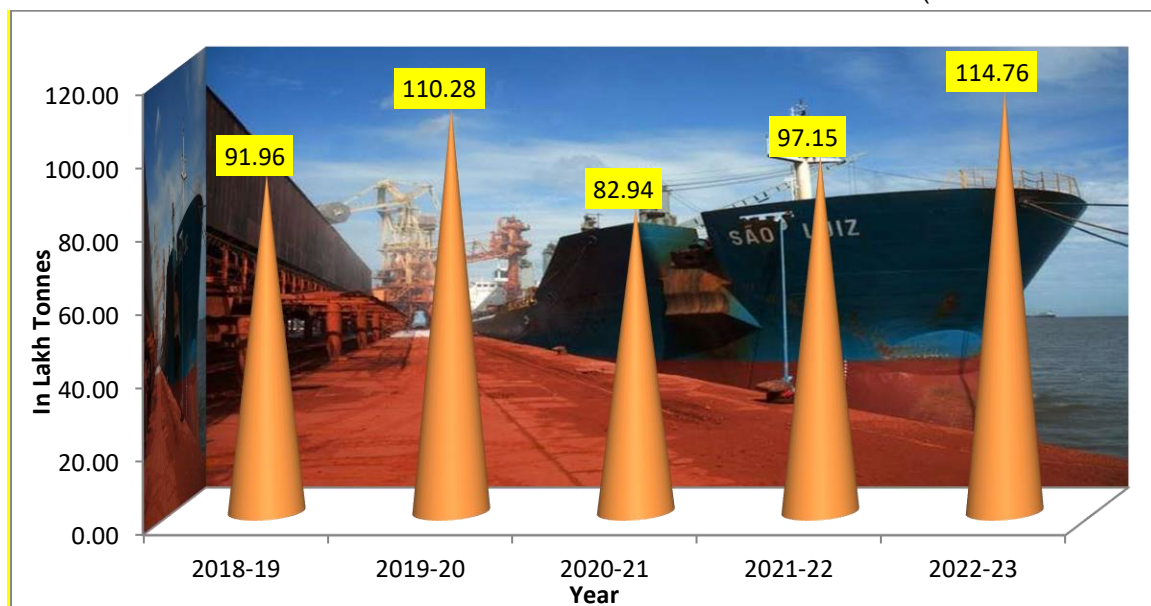
2.8.6 Traffic in Container from 2018-19 to 2022-23.

(In Lakh Tonnes)



2.8.7 Traffic in other Cargo from 2018-19 to 2022-23.

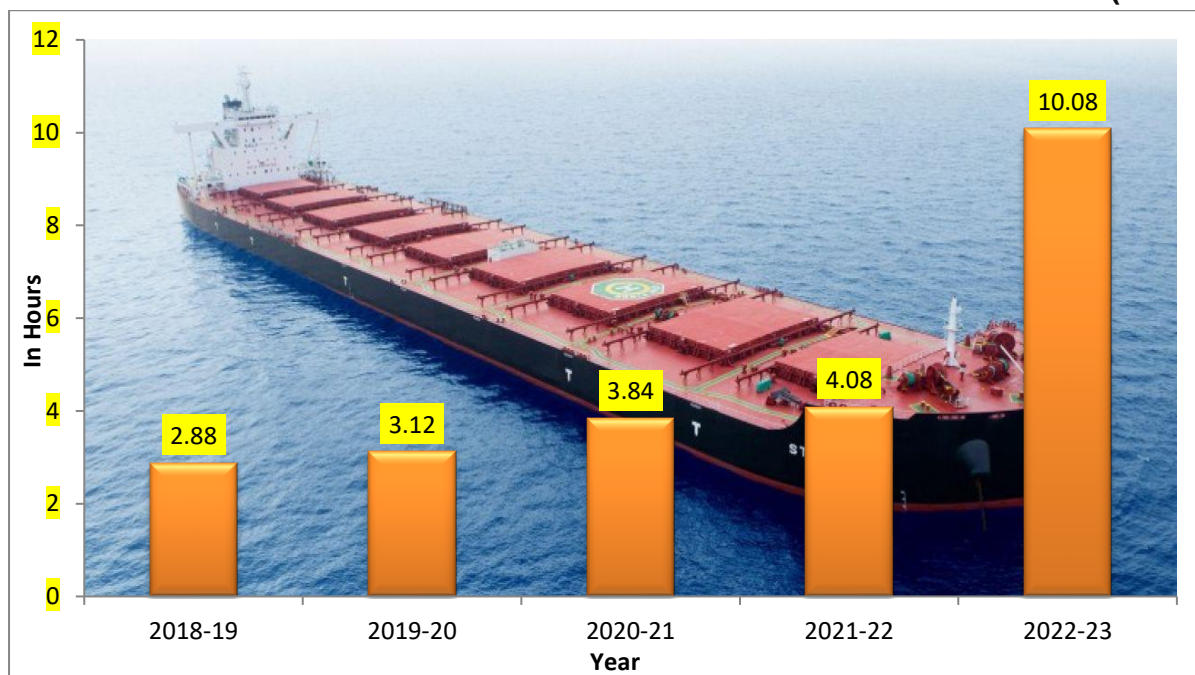
(In Lakh Tonnes).



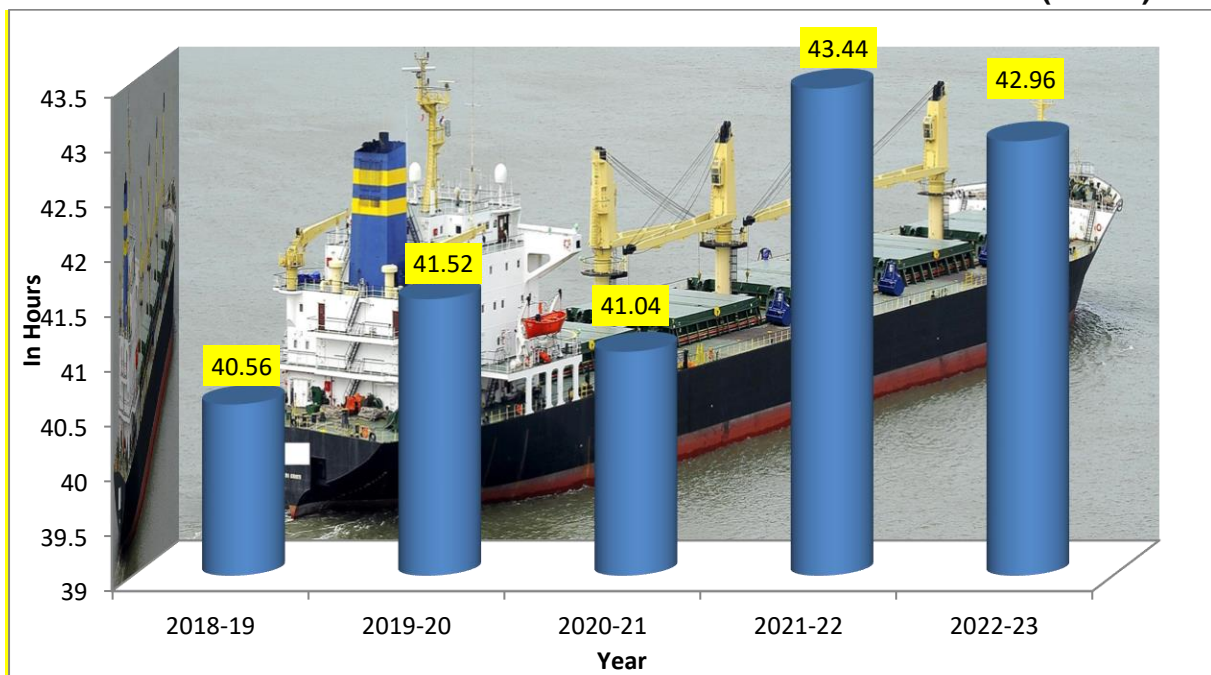
2.9 Performance Indicators

Sl.No.	DESCRIPTION	2021- 22	2022-23	% VARIATION
1	Average pre-berthing detention Time (Port Account) (in Hrs)	4.08	10.08	(+) 147.06
2	Average Turn - Round time as per Pilot Boarding to De Boarding (Port Account) (In Hrs)	43.44	42.96	(-) 1.10
3	Average Turn - Round time as per Pilot Boarding to Deboarding (Port + Non port Account) (in Hrs)	48.48	46.80	(-) 3.47
4	Average ship berth day output (Overall) (In Tonnes)	16,811	15,852	(-) 5.70
	a) Dry Bulk Mechanized	19,951	18,713	(-) 6.21
	b) Dry Bulk Conventional	11,722	14,544	(+)24.07
	c) Liquid Bulk	4,630	4,862	(+) 5.01
	d) Break Bulk	1,197	1,476	(+) 23.31
	e) Containers	42,211	38,093	(-) 9.76
5	Berth Occupancy (in %)	49.72	53.40	(+) 7.40
6	Gang shift output (In Tonnes)	237.68	220.62	(-)7.18
7	Average Parcel Size (In Tonnes)	33,053	30,023	(-) 9.17

2.9.1 Average Pre – berthing detention (Port A/c) from 2018-19 to 2022-23.
(In Hrs)

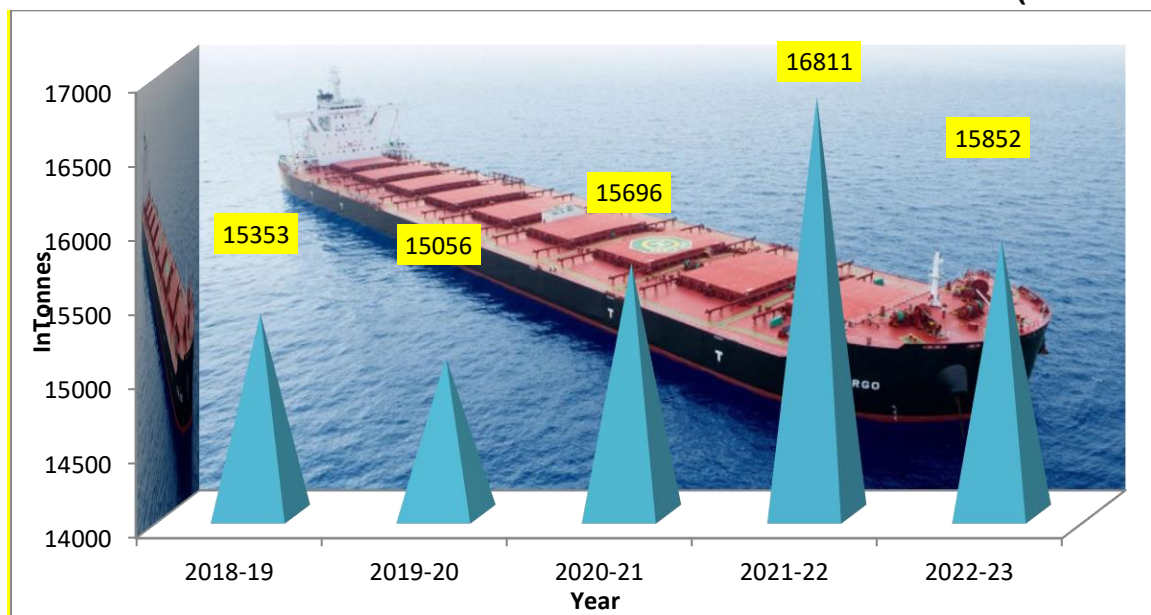


2.9.2 Average Turn- round Time (Port A/c) from 2018-19 to 2022-23.
(In Hrs)



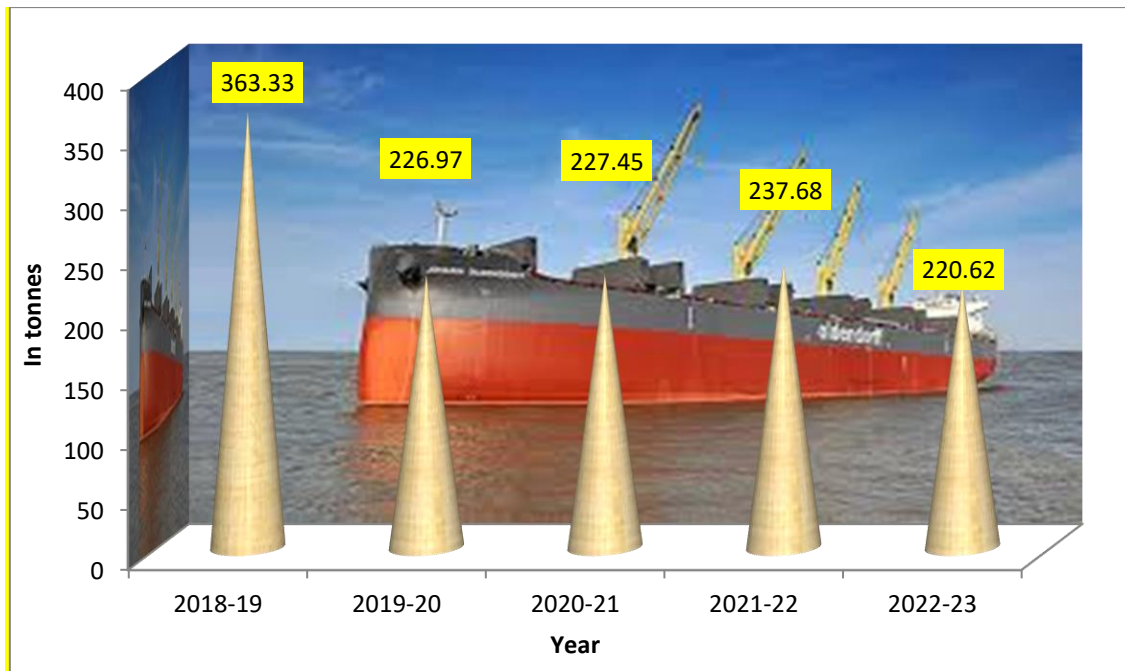
2.9.3 Average Ship Berth – day Output from 2018-19 to 2022-23.

(InTonnes)



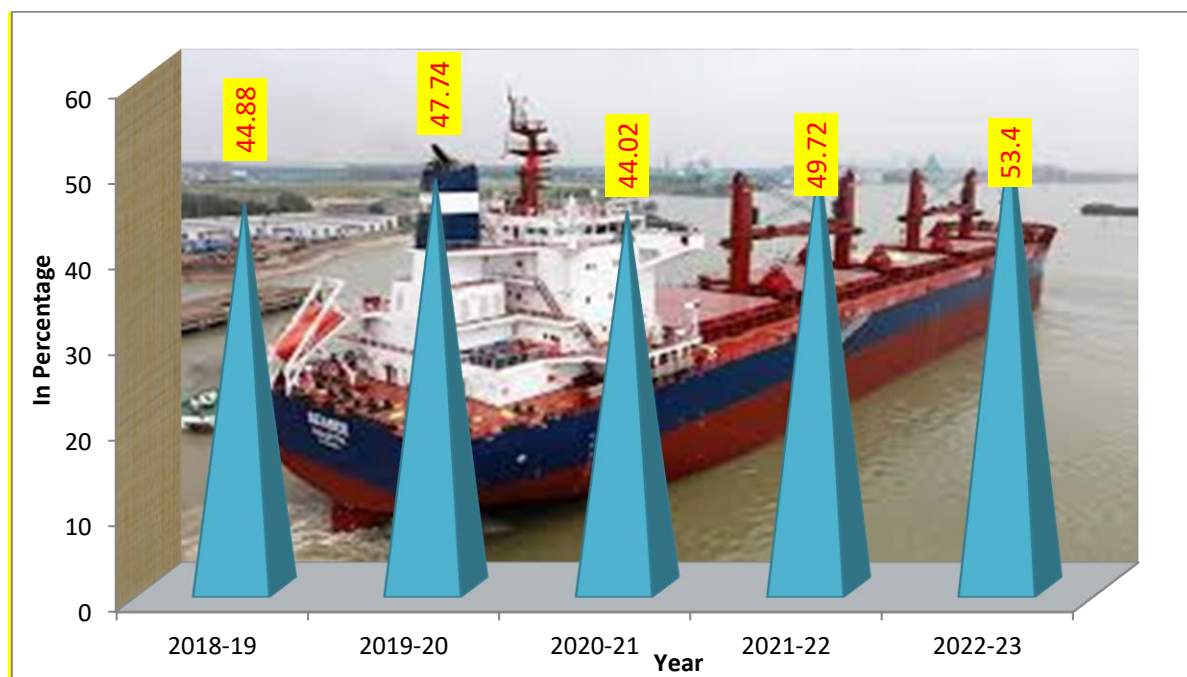
2.9.4 Average Gang Shift Output from 2018-19 to 2022-23.

(In Tonnes)



2.9.5 Percentage of Berth Occupancy from 2018-19 to 2022-23.

In Percentage



2.10 Record Performance:

- 1) On 26.05.2022, the first Cape Size vessel, 'MV Cape Breeze' with Length of 292 Metres, Beam of 45.05, metres and DWT of 1,80,000 Tonnes, was berthed at the Port. The cape-size vessel loaded with 92,300 tonnes of Lime Stone, consigned from Port of Salalah, Oman, with arrival draft of 11.4 Metres was berthed at Berth-9.
- 2) On 13.05.2022, Port has accommodated the longest container vessel that ever called at the Port and berthed at M/s. DBGT terminal. MV. MSC PETRA with LOA 300m was berthed surpassing the earlier record of accommodating a 277m container vessel MV. MSC VIDHI berthed on 20.03.2022.
- 3) On 03.05.2022, Port created a new record by handling 1,90,322 Tonnes of Cargo in a single day surpassing the earlier single day record of 1,89,395 Tonnes on 12.06.2020.
- 4) On 24.06.2022, Port created a new record by handling 1,92,658 Tonnes of Cargo in a single day, surpassing the earlier single day cargo handling record of 1,90,322 Tonnes on 03.05.2022.

- 5) Port has handled 36.76 lakh tonnes during the month of June 2022 which was the highest tonnage handled in the month so far in the Port surpassing the previous record of 35.99 Lakh tonnes handled during the month of July 2015.
- 6) Port has created a new record by handling 1,93,683 Tonnes of cargo in a single day on 11.07.2022, surpassing the previous single day cargo handling record of 1,92,658 Tonnes on 24.06.2022.
- 7) Port has created a record by handling highest number of Import Windmill blades in a single consignment. 120 Import Blades were handled through the vessel MV.NAN FENG ZHI XING on 27.10.2022.
- 8) Port has handled 36.81 lakh tonnes during the month of January, 2023 which was the highest tonnage handled in the month so far in the Port surpassing the previous record of 36.76 Lakh tonnes handled during the month of June 2022.
- 9) Port has created a new record by handling 1,94,136 Tonnes of cargo in a single day on 05.02.2023, surpassing the previous single day cargo handling record of 1,93,683Tonnes on 11.07.2022.
- 10) Port has handled 36.03 Million Tonnes of cargo as on 14.03.2023 and surpassed the target of 36.00 Million Tonnes set by the Ministry of Ports Shipping and Waterways 17 days ahead in the FY 2022-23.
- 11) The Port has handled the milestone cargo traffic of 38.04 Million Tonnes during FY 2022-23 and surpassed the previous year cargo traffic of 34.12 Million Tonnes handled during the corresponding period of last year.
- 12) VOC Port handled Coastal Traffic of 12.57 MMT during FY 2022-23 as against 10.55 MMT during the previous year which was the highest ever Coastal Traffic handled at VOC Port.

3. REPORT ON FINANACIAL PERFORMANCE

3.1.1. Highlights

(Rs. In crore)			
Sl. No.	Description	2022-23	2021-22
1	Operating Income	736.92	596.81
2	Operating Expenditure	304.63	246.38
3	Operating Surplus (1-2)	432.29	350.43
4	Add: Finance & Miscellaneous income	83.57	57.71
5	Less: Finance & Miscellaneous Expenditure	107.34	198.04
6	Total Income (1+4)	820.49	654.52
7	Total Expenditure (2+5)	411.97	444.42
8	Net Surplus before tax (6-7)	408.52	210.10

3.1.2. Operation Ratio (Income: Expenditure) and working results:

(Rs. In crore)		
Particulars	2022-23	2021-22
Operating Income	736.92	596.81
Operating Expenditure	304.63	246.38
Operating Ratio (Income / Expenditure)	41.34%	41.28 %
<u>Percentage of net surplus after Tax to</u>		
Operating Income	35.93%	22.92 %
Fixed Assets	18.22%	9.93 %
Net Worth	10.70%	6.19 %

3.1.3. WORKING RESULTS:

The Gross operating surplus was Rs. 432.29 crores compared to Rs. 350.43 crores in the previous year. After adjusting Finance & Miscellaneous income and expenditure, the Net surplus before tax was Rs. 408.52 crores against Rs.210.10 crores in the previous year. After providing Rs. 12.75 Crore towards deferred tax liability and Rs.130.98 crore for Provision for Taxation, the Net surplus was Rs.264.79 Crores in 2022-23 as against Rs. 136.80 crores Net surplus in 2021-22.

3.1.4. ASSETS AND LIABILITIES:

(Rs. In crore)		
Assets	2022-23	2021-22
Fixed Assets (Gross Block)	1,900.44	1,784.47
<u>Less:</u> Provision for Depreciation	447.36	407.41
Net fixed Assets	1,453.08	1,377.06
Work in Progress	38.12	113.30
Investments	1,402.10	1,070.96
Current Assets	683.23	655.24
Total	3,576.53	3,216.56

(Rs. In crore)		
Liabilities	2022-23	2021-22
Capital Reserves	1,663.18	1,663.18
Other Reserves	805.92	542.39
Capital Debts		-
Current Liabilities & Provisions	842.34	759.51
Liability for CSR	5.05	4.19
Other Liabilities (Deferred Tax)	260.04	247.29
TOTAL	3,576.53	3,216.56

3.1.5. RESERVE FUNDS:

(Rs. In crore)		
Particulars	2022-23	2021-22
Capital Reserves	1,663.18	1,663.18
Replacement, Rehabilitation and Modernization of Capital Assets	229.26	190.44
Development, Repayment of Loans & Contingencies	283.60	244.78
General Reserve	283.71	98.47
Other Fund reserves	9.35	8.70
Total	2,469.10	2,205.57

3.1.6. Capital Debts: Nil

3.1.7. GENERAL:

The Port continued to maintain the Quality Management System certified under ISO 9001:2015 and Environment Management System under ISO 14001-2015.

3.2 Financial Performance for the year 2022-23 and 2021-22

- 1. Income:** The Operating income is Rs. 736.92 crores as compared to Rs. 596.81 crores in the previous year. The Finance & Miscellaneous income is Rs.83.57 crores as against in the Rs.57.71 crores previous year.
- 2. Expenditure:** The Operating expenditure is Rs. 304.63 crores as compared to Rs. 246.38 crores in the previous year. The Finance & Miscellaneous Expenditure was Rs. 107.34 crores as against Rs. 198.04 crores in the previous year.
- 3. Working Results:** The gross operating surplus is Rs. 432.29 crores as against Rs.350.43 crores in the previous year. After adjusting Finance & Miscellaneous Income & Expenditure, the net surplus before tax was Rs.408.52 crores as against Rs. 210.10 crores in the previous year.
- 4. Net Results:** After providing provision for Rs.12.75 crores as Deferred Tax Liability and Rs.130.98 crores as Income Tax, the Net Surplus after Tax is Rs.264.79 crores in the current year as against the Net Surplus after Tax of Rs. 136.80 crores in the previous year. The remaining funds along with appropriation from reserves were utilized for contributions to earmarked funds and reserves.
- 5. Capital Expenditure:** Capital Expenditure on developmental schemes is Rs.55.86 crores. Out of this Rs. 50.45 crores as Capital schemes more than Rs. 5.00 Crores and Rs.5.41 crores as capital schemes upto Rs. 5.00 Crores. The total capital expenditure was met from Port's own resources.

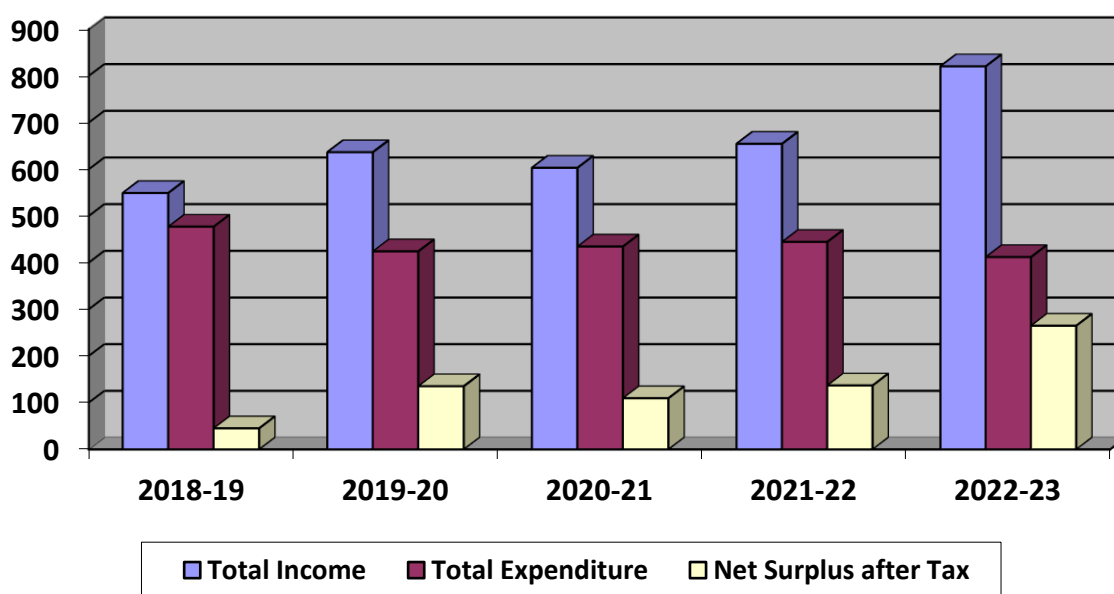
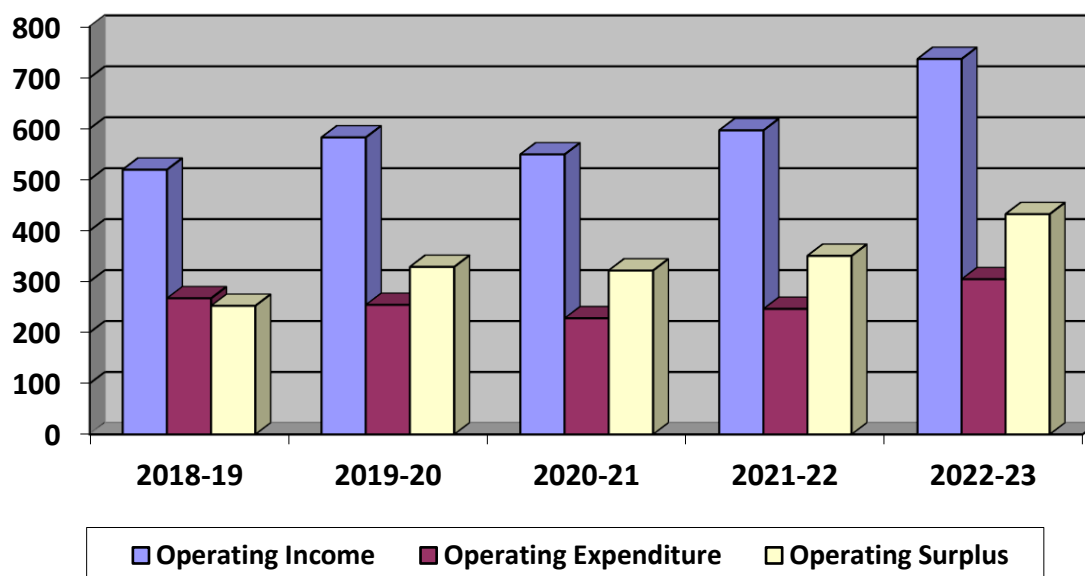
3.3 Financial performance for the last Five years

(Rs. In crore)

Year	2018-19	2019-20	2020-21	2021-22	2022-23
Operating Income	519.50	582.90	549.52	596.81	736.92
Operating Expenditure	267.16	254.19	227.90	246.38	304.63
Operating Surplus	252.34	328.71	321.62	350.43	432.29
Total Income	549.15	636.54	603.21	654.52	820.49
Total Expenditure	477.00	424.17	434.51	444.42	411.97
Net Surplus before Tax	72.15	212.37	168.70	210.10	408.52
Net Surplus after Tax	45.13	135.23	109.53	136.80	264.79

3.4 Financial performance for the year 2018-19 to 2022-23:

Rs. In crores



4. Report on Development Projects

4.1 Comparison of Capital Expenditure:

(Rs. In crore)

Sl. No	Description	Actual 2021-22	Revised Estimates 2022-23	Actual 2022-23
1	Capital works More than Rs. 5.00 Crores	43.21	45.46	50.45
2	Capital Works upto Rs. 5.00 crores	10.79	9.78	5.41
3	Total	54.00	55.24	55.86

4.2 Capital Expenditure:

Sl. No	Name of work	Budget Estimates 2022-23	Revised Estimates 2022-23	Actuals 2022-23
A	Capital Schemes more than Rs. 5.00 crores			
1	Widening of Port entrance	14.39	4.00	4.04
2	Modification of coal yard roads inside green gate and yellow gate at VOC Port	6.13	5.69	5.36
3	Filling the coal yard by dredged materials and construction of RCC drain inside the coal yard - I	4.92	6.40	6.29
4	Revamping of existing fixed fire fighting system at oil jetty	12.79	13.32	12.00
5	5MW Solar Power plant	10.00	5.00	12.83
6	EPC for 2MW Wind Farm at VOCPA	5.00	7.50	7.73
7	Construction of Rubble bund at North of existing cooling water channel for reclaiming NCB III dredged material.	3.41	1.45	0.80
8	Others	4.03	2.10	1.40
Total Capital Schemes more than Rs. 5.00 crores (A)		60.67	45.46	50.45
B	Capital Schemes Upto Rs. 5.00 crores (B)	37.38	9.78	5.41
Grand Total (A+B)		98.05	55.24	55.86

4.3 CIVIL ENGINEERING DEPARTMENT

4.3.1 CAPITAL PLAN WORKS

A) CAPITAL PLAN WORKS IN PROGRESS

Name of Work : **Modification of Coal Yard Roads inside Green Gate and Yellow Gate at VOCPT**

Name of Contractor : M/s. Immanuel & Co, Tuticorin

Awarded Cost : Rs.9,23,68,662/-

Letter of Award (LoA) : 30.10.2021

Date of Commencement : 16.11.2021

Project Period : Twelve Months

Actual Date of completion : 15.11.2022

Status : Physical progress – 100%
Financial Status – 100%

Project photographs:



Name of Work	:	Filling the Coal yard by dredged materials and construction of RCC drain inside the coal yard-I
Name of Contractor	:	M/s.Deccan Construction Company, Madurai
Awarded Cost	:	Rs.7,47,64,080/-
Letter of Award (LoA)	:	30.10.2021
Date of Commencement	:	16.11.2021
Project Period	:	Twelve Months
Actual Date of completion	:	15.11.2022
Status	:	Physical progress – 100% Financial Status – 100%

Project photographs:



Name of Work	Construction of Electrical cable duct from red gate to oil jetty at North Breakwater
Name of Contractor	M/s Sri Vinayaga Construction, Tuticorin.
Awarded Cost	Rs.35,14,950/-
Letter of Award (LoA)	01.06.2022
Date of Commencement	07.06.2022
Project Period	Six months
Actual Date of completion	04.11.2022
Status	Physical progress – 100%
	Financial Status – 100%

Project photographs:



Name of Work		Providing shelter for the open stage at Admin. Office premises in VOC Port.
Name of Contractor	:	M/s Sri Vinayaga Construction, Tuticorin.
Awarded Cost	:	Rs.8,17,380/-
Letter of Award (LoA)	:	31.08.2022
Date of Commencement	:	16.09.2022
Project Period	:	Three months
Actual Date of completion	:	09.11.2022
Status	:	Physical progress – 100%
		Financial Status – 100%

Project photographs:



Name of Work	Providing Parking Facilities with Water Bound Macadam (WBM) surface at Drive Through Container Scanning System in VOCPT
Name of Contractor	M/s.Ramesh Enterprises, Tuticorin.
Awarded Cost	Rs.31,71,778/-
Letter of Award (LoA)	18.10.2022
Date of Commencement	30.11.2022
Project Period	Four months
Actual Date of completion	12.12.2022
Status	Physical progress – 100%
	Financial Status – 100%

Project photographs:



Name of Work	Providing Wind Barrier at Southern side of Phase – II Coal Stack Yard at inside Green Gate in VOC Port
Name of Contractor	M/s.SRM Enterprises, Madurai.
Awarded Cost	Rs.1,92,46,653/-
Letter of Award (LoA)	31.10.2022
Date of Commencement	14.11.2022
Project Period	Nine months
Actual Date of completion	Work is in progress
Status	Physical progress – 60% Financial Status – NIL

Project photographs:



Name of Work	:	Construction of building at first floor of Port Dispensary
Name of Contractor	:	M/s Shri Venkateshwara Construction, Tuticorin.
Awarded Cost	:	Rs.15,48,990/-
Letter of Award (LoA)	:	11.01.2023
Date of Commencement	:	11.01.2023
Project Period	:	Six months
Actual Date of completion	:	Work is in Progress
Status	:	Physical progress – 75%
		Financial Status – 50%

Project photographs:



Name of Work	:	Construction of New Portico in-front of Port Guest House in VOC Port.
Name of Contractor	:	M/s Shri Venkateshwara Construction, Tuticorin.
Awarded Cost	:	Rs.8,14,050/-
Letter of Award (LoA)	:	16.02.2023
Date of Commencement	:	03.03.2023
Project Period	:	Three months
Actual Date of completion	:	Work is in Progress
Status	:	Physical progress – NIL Financial Status – NIL

Project photographs:



Name of Work	Upgradation & strengthening of loading platform with Plain Cement Concrete at Coal Yard
Name of Contractor	M/s. P.Jefferson Samuel Raj, Tuticorin.
Awarded Cost	Rs.2,09,37,172/-
Letter of Award (LoA)	13.01.2023
Date of Commencement	25.01.2023
Project Period	Twelve months
Actual Date of completion	Work is in Progress
Status	Physical progress – 5% Financial Status – NIL

Project photographs:



Name of Work	Resurfacing the existing Guest House Road & Jawaharlal Nehru Road at VOC Port
Name of Contractor	Shri.P.Jefferson Samuel Raj, Tuticorin.
Awarded Cost	Rs.1,53,70,293/-
Letter of Award (LoA)	22.02.2023
Date of Commencement	15.03.2023
Project Period	Four months
Actual Date of completion	Work is in Progress
Status	Physical progress – 90%
	Financial Status – 82%

Project photographs:



5. COMMITTEES:-

5.1 Land Allotment Committee:

V.O. Chidambaranar Port Authority constituted the Land Allotment Committee as per the Land Policy for Major Ports -2014. The Committee is headed by the Deputy Chairman, as Chairman of the Committee with Traffic Manager, Chief Engineer and FA & CAO as members. The Committee examines the requests received from Port Users and Stake Holders and give their recommendations for allotment of Land and related issues and submit to the Competent Authority for approval as per land policy guidelines.

5.2 Investment Committee

All investment proposals for Board's approval with project cost more than Rs. 10.00 Crores are submitted with the recommendation of standing Committee headed by Chairman and other members of the Committee being Dy. Chairman, Chief Engineer, The Head of the Project and Financial Adviser & Chief Accounts Officer as per Ministry of Shipping letter dt. 11.02.2015 of Delegation of enhanced powers to Major Ports.

5.3 Safety Committee

27 members and 10 Special invitees constitute the Safety Committee. This committee is formed by the Officials of DGFASLI, Port Officials, Heads of vital installation in the Port, BOT operators, Representatives of all the trade unions of Port and Cargo Handling Division, Tuticorin Stevedores Association, Tuticorin Customs Brokers Association, Lorry Owners Association and City Lorry Booking Agents Association are the members in the committee. This Committee meets once in three months. The safety issues related to dock work are deliberated and suitable actions are taken.

5.4 Port Facility Security Advisory Committee (PFSAC)

The Port Facility Security Advisory Committee consists of the following:

- i) Deputy Chairman
- ii) Port Facility Security Officer - Deputy Conservator
- iii) Narcotics Control Bureau (NCB)
- iv) Central Intelligence Bureau (CIB)
- v) State Intelligence Bureau (SIB)
- vi) Central Industrial Security Forces (CISF), VOCPA, Tuticorin.
- vii) Local Police (Thermal Nagar Police Station)
- viii) Custom Department, Tuticorin

- ix) Immigration Department, Tuticorin (FRRO)
- x) Indian Navy, INS Kattabomman (INS)
- xi) Indian Coast Guard, Tuticorin (ICGS)
- xii) Any other concerned agency of the Government (Central or State), as deemed fit by the Chairman / CEO of the concerned Port.

The committee meets Quarterly and plays advisory role on security matters related to Port Facility Security Plan (PFSP) as per ISPS Code.

5.5 Port Facility Security Committee (PFSC)

The Port Facility Security Committee consists of the following representatives from concerned Departments

- i) Port Facility Security Officer - Deputy Conservator
- ii) Deputy Port Facility security Officer – Harbour Master
- iii) Deputy Port Facility Security Officer – Traffic Manager
- iv) Secretary
- v) Chief Mechanical Engineer
- vi) Chief Engineer
- vii) Financial Adviser & Chief Accounts Officer
- viii) Deputy Commandant – CISF(VOC Port Unit)
- ix) Port Operator
 - 1 DBGT
 - 2 PSA SICAL
 - 3 SPIC
 - 4 Super Gas (SHV GAS)
 - 5 DCW
 - 6 IOCL
 - 7 TTPS
 - 8 NTPL
- x) Any other concerned agency.

The committee meets quarterly, to monitor and review the Port Facility Security plan and security related matters, as per ISPS code.

6. MAN POWER

6.1 Staff Details:

Sl. No.	Particulars	Unit	2018-19	2019-20	2020-21	2021-22	2022-23
1	Strength of Staff	in Nos.	775	691	618	542	476
2	Pensioners	in Nos.	3619	3687	3630	3702	3749

7. TRAINING

Training	Port	Participants
In-house	0	0
Outstation	5	9
Foreign	0	0
Total	5	9

8. IMPLEMENTATION OF OFFICIAL LANGUAGE POLICY AND PROGRAMMES

As per the instruction of Government of India, Ministry of Home Affairs and Ministry of Ports, Shipping and Waterways, Official Language Policy and Programme are implemented in all respects. Actions were taken to implement the Section 3(3) of Official Languages Act, 1963 and Rule 5 of Official Language Rules 1976 in adherence to the Official Language Policy and the Annual Programme meant for the year 2022-2023. The reports were regularly submitted to Ministry of Ports, Shipping and Waterways in respect of the progressive use of Hindi (Official Language) such as.

- * The progressive use of Official Language (Hindi) in day to day Official works of each quarter was brought to the notice of the Members of Board for reviewing.
- * The Official Language Implementation Committee Meeting was conducted regularly and accordingly its minutes were submitted to Ministry of Ports, Shipping and Waterways.
- * Quarterly Hindi Workshops and Typing Workshop was conducted for the Officers and Employees of Port to inculcate the art of using Official Language Rules/Policies and to practice Hindi noting of routine nature in the files.
- * The quarterly report for progressive use of Official Language (Hindi) was submitted to Ministry of Ports, Shipping and Waterways.

- * The Under Secretary, MoPSW inspected Official Language (Hindi) in VOCPA on 07.04.2022 and 08.04.2022. Official Language (Hindi) Inspection Report of VOCPA was submitted to Joint Director, Ministry of Port Shipping and Waterways on 11.04.2022.
- * The Annual Assessment Report for the year 2021-22 was submitted to Joint Director (OL), Ministry of Port Shipping and Waterways on 25.05.2022.
- * The action taken report (updated) on the decision of the Ministry's Hindi Salahkar Samiti Meeting was submitted to Ministry of Ports, Shipping and Waterways.
- * Hindi Pakhwada was conducted from 19.09.2022 to 26.09.2022. During the Hindi Pakhwada various Hindi competitions were conducted for Officers, Employees of Port and contractual staff. Total 115 Nos. of Officers, Employees and contractual staff participated in various Hindi competitions.
- * Hindi Day was celebrated on 17.10.2022. Successful contestants securing first, second and third position were awarded with cash prize.
- * 06 Nos. of Officers/Employees of VOCPA passed the Prabodh and Praveen examination during November, 2022 under Hindi Teaching Scheme.

9. PORT SAFETY

There was no(zero) accident in the year 2022-'23. Safety Induction trainings are conducted in regular interval to improve the safety awareness among the employees and Port Users. All kinds of private cargo handling equipments and machineries are inspected before put into operations. Port supplied PPEs to employees including Cargo Handling Division of Traffic Department.

Supply of PPEs to the stevedores are ensured and instructed to wear appropriate PPEs while cargo handling at Port Premises. Two wheelers are strictly advised to wear two wheeler helmets while using Port roads. Port has insured all its critical assets to mitigate various kinds of financial losses port assets arising out of accidents and natural calamities in conformal with the Ministry's guidelines from October 2017 onwards. Total Value of Sum Insure Rs.1 cr.

10. PORT FIRE SERVICE

At present the Port Fire Service has strength of 17 fully trained regular personnel and 39 trained firefighters (on contract). They are engaged in various duties like attending Fire and emergency calls. One water bower, one water tender, three

foam tenders, two trailer pumps, one portable pump, one fire jeep, three ejector pump and two motor cycles are available with the Port Fire Service. During the period 01/04/2022 to 31/03/2023, Port Fire Service attended 44 fire calls in and outside the Port limits which were minor fire / dewatering and rescue calls.

i) Observance of Fire Service Week:-

Fire Service week conducted from 16/04/2022 to 20/04/2022, there was demos and lecture class conducted for the awareness of Fire Service Week.

ii) Fire / Pollution control measures – Mock Drill.

22 mock drills were conducted from 01/04/2022 to 31/03/2023 which were attended by Port employees / Port user / CHD employees / Port school teachers & students / coastguard/IOC/SPIC/DCW/SHV and other related agencies.

11. PORT MAINTENANCE

The Berths and Jetties, Breakwaters, Railway sidings, Transit sheds, Warehouses, Pipelines, Cargo handling gears, other installations and structures are maintained by the Port. Buildings including office complex, residential buildings and road infrastructure facilities are maintained to the required standards. Water supply, drainage and sewerage system, road and plantations in the Port area are also maintained in good condition. The harbour colony including internal roads are also maintained to the required standards.

12. PORT METEOROLOGICAL OBSERVATORY

The meteorological parameters recorded at the Port observatory are pressure, temperature, humidity, rainfall, sun shine and wind. All the recorded charts are sent to the Regional Meteorological Centre, Chennai at the beginning of the succeeding month. Two weather messages at 8.30 hrs & 17.30 hrs. are being sent daily to Regional Meteorological Department, Chennai and two other readings are recorded at 11.30 hrs & 14.30 hrs. Meteorological sheets are also sent as weekly statements. One new digital barometer automatic machine is installed to check pressure (Micro Barograph). A modernized Automatic Weather Station (AWS) has been installed by the Meteorological Department at the Observatory premises which records the

meteorological parameters and is connected to Regional Meteorological Centre (RMC) Chennai via Satellite. One Tidal Gauge (PTG) and one Conventional Tide Gauge (CTG) are installed in the Tide Gauge Cabin. The VSAT antenna is installed at the Tide Gauge cabin for the transmission of tidal data to the SOI, Dehradun, on real time basis with GPS data. Tsunami early warning system installed in the Port tidal observatory which transmits the data in real time basis to INCOIS, Hyderabad and Survey India, Dehradun.

13. PORT MEDICAL SERVICES

13.1 The Medical Department, VOC Port Authority consists of

- i Port Hospital, which is a 62 bedded Hospital certified under ISO 9001 - 18001 located in Harbour Estate.
- ii Port Dispensary in Tuticorin Town.
- iii First Aid Centres situated at VOC Wharf, Additional Berth, Zone B.

13.2 V.O.Chidambaranar Port Hospital in the Harbour Estate functions round the clock and Port Dispensary at Tuticorin town functioning from 08:00 A.M to 11:00 A.M & 05:00 P.M to 07:00 P.M to provide medical care to the beneficiaries of VOC Port Authority. Four Ambulances stationed each at Port Hospital, Port Dispensary, Green Gate and Wharf provide round the clock services. The various sections in Medical Department are

- 1. Registration Room
- 2. Casualty
- 3. Intensive cardiac care unit
- 4. OPD
- 5. IPD (Male ward, Female ward, Post surgical ward, Isolation ward, Special ward)
- 6. Operation Theatre
- 7. Physiotherapy
- 8. Dental
- 9. Pharmacy
- 10. Medical Main Store

11. Radiology
12. Lab services
13. Hospital sanitation unit
14. Covid care unit for mild cases
15. Ayush unit
16. Oxygen generate plant with Centralized oxygen unit
17. Bio medical waste collection unit

13.3 Both the Hospital and Dispensary are manned by Medical professionals and Para Medical Staff.

13.4 Port beneficiaries who avail Medical Services are Port Employees and dependents, retired employees of Port and their spouses, CHD employees, spouse and their dependents, CHD retirees and spouse, CISF employees, spouse and their dependents, employees of Resident Audit Unit and their dependents, Apprentices, Medical Officers on contractual basis outsiders on emergency call, and as private paying cases.

13.5 To provide referral services for critical illness, port has empanelled 11 approved referral Hospitals for super specialty services, 5 eye care centres, 2 scan centres.

13.6 Employees of other Government Organizations like Tamil Nadu Maritime Academy and employees of Port Educational Agency, Port Canteen etc., are also availing medical services from Port Authority Hospital on payment basis.

13.7 Port Hospital is providing First Aid Services to the Road Traffic Accident cases in & around the Harbour area. Minor operations in General surgery are carried out in Port Hospital.

13.8 Periodical medical examination of Port employees working in the dock area and Cargo Handling Department are being conducted in regular intervals of half-yearly and yearly basis by the Medical Officers of our Port Hospital.

The Details of patients treated in Port Hospital and Port Dispensary are furnished below:-

Particulars	Port Hospital		Dispensary at Tuticorin Town	
	2021-22	2022-23	2021-22	2022-23
1.Out patients	26,344	28,138	39,174	38,030
2. In Patients	543	798	---	---

13.9 The Medical Department has also engaged Consultant, Visiting Specialists, viz., Gynecologist, Cardiologist, Orthopedic surgeon, General Surgeon, Pediatrician, General Physician, Dentist to provide Services in the specialties to the Port Beneficiaries.

13.10 The Medical Main stores functioning in the Port Hospital is handling procurement, distribution and inventory of medicines & consumables.

13.11 The Medical Department of VOC Port Authority has been brought under the purview of Integrated Management System, since 2017.

14. WELFARE MEASURES

14.1 Welfare of physical challenged employees:

Order of the Government regarding benefits and concessions to the disabled person in service were extended to the disabled employees. i.e.4% reservation in Group III and IV posts. the total number of person with disabilities appointed as per the reservation is 18. As per WRC settlement 2017 in para No.16.2 all eligible disabled employees are paid transport reimbursement at double the rate.

14.2 Family Security Fund:

The scheme cover all the employees of the port and provides for a lump sum payment of Rs.75,000/- in the case of death and Rs.50,000/- in the case of incapacitation. The subscription rate is fixed at Rs.5/- per month in case of retirees, the entire subscription made by them to the fund is refunded .

14.3 Welfare Schemes :

1. As part of welfare measure, V.O.Chidambaranar port has taken one separate insurance policy with effect from 01.12.2018 by which the family of the deceased employee will get the separate compensation benefits of Rs.5.00 lakhs. These benefits will be extended only to the family of official who dies while in service.

2. V.O.Chidambaranar port has taken another policy tender named “Un-Named Group Insurance coverage for the Bonafied worker / labours / Visitors entering into restricted area in to port” from November 2018.Compensation to the extent of Rs.10.00 lakhs in the event of death or permanent disability resulting loss of both limbs and Rs.7.00 lakhs in the event of other permanent disability.

14.4 Employees(HBA)Special Family Benefits Fund:

The fund is for liquidating the liability towards the house building advance including the interest due from the employees who die in harness, subject to a maximum of Rs.3.50/- lakhs per employee. Subscription ranges from Rs.35 to 80 per month per employee based on the loan availed

14.5 Educational Institutions:

In order to meet the educational needs of the children of the employees of the port, the following schools are run by the V.O.Chidambaranar Port Educational Agency established by the Port under the Tamil Nadu Recognized Private Schools (Regulation) Rules,1974.

1.J.I.Coilpillai Memorial Harbour Primary school

2.J.I.Coilpillai Memorial Harbour Hr.Sec.School

3.Dr.B.R.Ambedkar Memorial Harbour Matriculation School

An amount of Rs. 3.42 crores has been sanctioned as financial assistance in 2022-2023 for meeting the expenditure in running the schools over and above the aid grant by the Government of TamilNadu

14.6 V.O.Chidambaranar Port Sports Council:

V.O.Chidambaranar Port Sports Council was formed with the objective of promoting sports and games among the staff of the port. The port is rendering financial assistance of Rs.90.12 lakhs to the Port Sports Council to meet various expenditures

14.7 Welfare club:

The Bharathi Nagar Welfare Club looks after the cultural, recreational and welfare needs of the port staff. The club runs a library and a typing institute for the benefits of the staff and children of the port

14.8 Merit Scholarships:

A scheme for award of merit scholarship for education and lumpsum payment towards cost of book to the meritorious children of the officers and employees has been introduced from the year 1986-87. Merit scholarship is being awarded to the children of employees and officers of the Board for maximum of two children in line with the rules applicable for grant of Children Education Allowance(CEA), from the Academic year 2018-19 onwards as per the statement shown below

Merit Scholarship

Sl. No.	Particulars		Amount
(1)	(2)		(3)
(A)	1	Professional Course/PG having two or more years of education after graduation (MBA, MCA, etc.) on regular basis	
		60% to 80% (Minimum 55% for SC/ST)	Rs.11000/-
		80% and above	Rs.14000/-
(B)	1	Professional course having more than 3 years of education after XII Std	
		60% to 80% (Minimum 55% for SC/ST)	Rs.11000/-
		80% and above	Rs.14000/-
	2	College courses having 4 years or more of education / AMIE course after XII Std studying	
		60% to 80% (Minimum 55% for SC/ST)	Rs.11000/-
		80% and above	Rs.14000/-
	3	Non-Professional courses having 3 years of education for studying degree courses such as Arts, Commerce & Science.,	
		60% to 80% (Minimum 55% for SC/ST)	Rs.7000/-
		80% and above	Rs.8000/-
	4	Polytechnic courses after X th std	
		60% to 80% (Minimum 55% for SC/ST)	Rs.4000/-
		80% and above	Rs.5000/-
(C)	1	ITI courses after X th std	
		60% to 80% (Minimum 55% for SC/ST)	Rs.3000/-
		80% and above	Rs.4000/-
(D)	1	HSC courses towards cost of books etc after X th std	
		60% to 80% (Minimum 55% for SC/ST)	Rs.1600/-
		80% and above	Rs.2200/-
(E)	1	Scholarship to officers who have completed higher studies after joining in VOCPT viz., ICWA/ICAI/ICSI/PG including MBA/ Bachelor of Law/ M.Tech./ B.Tech/BE, with the approval of Chairperson VOCPA	Rs.15,000/-

As one time incentive Rs.5000/- is granted to the employees having successfully completed any diploma course (having 1 or more than 1 year period) in their respective/related operational field

14.9 Presentation of Memento:

VIP Trolley Bag with Dhoti and Towel for gents and VIP Trolley Bag with saree and blouse for ladies as Memento are being distributed from January, 2014 onwards to the retiring staff of the port.

14.10 Canteen:

To cater the needs of office based staff, working at wharf and residents of the colony area, canteens are run by the committee constituted by the chairman. An amount of Rs.99.84 lakhs has been sanctioned for the year 2022-23 to the canteen

14.11 Marriage Advance:

The scheme of Marriage Advance to the employees of the port has been introduced from the year 1992-92. The advance amount has been enhanced to Rs.3,00,000/- from 01.01.2020 onwards.

14.12 Education Advance:

The Education Advance to the officers/employees of the port for their Children's higher Education are sanctioned and enhanced w.e.f 30.03.2016 for an amount of Rs.3,00,000/- w.e.f.01.01.2020

14.13 Medical Benefit for Retired employees:

A financial assistance of Rs.5.21 crores has been granted as medical reimbursement to the retired employees of port for the year 2022-23. This is in addition to the cost of outpatients treatment to retired employees.

14.14 Assistance to family of employees who die in harness:

Financial assistance of Rs.18,000/- for death has been sanctioned to dependent of the deceased employees of the port to meet out the funeral expenses from 19.01.2021.

14.15 Gift Card:

Presentation of memento worth Rs.13,500/- is provided to the retirees on retirement/resignation/legal heir drawing family pension on or after 01.01.2017, who have paid contributions to the Family Security Scheme under Family Security Fund of VOC Port

14. 16. Swachh Bharat

As a part of the Special Campaign 2.0, various activities are carried out on Prime Minister call for Special Campaign 2.0. An action plan has been drawn up for the year 2022 – 2023 and sent to the Ministry & follow up action has been taken. A monthly report on Special Campaign 2.0 has been sent to the Ministry every month.

15. INDUSTRIAL RELATIONS

The Industrial Relations in the Port is cordial during the year

The Unions functioning in VOC Port Authority

- i Tuticorin Port Trust Democratic Staff Union (CITU)
- ii Tuticorin Port Employees Trade Union (PETU)
- iii Tuticorin Port Mariners & General staff Union (HMS)
- iv Tuticorin National Harbour Workers Union (INTUC)
- v Tuticorin Port United General Workers Union (HMS)
- vi Port of New Tuticorin Anna Dock & Transport Workers Union (AIADMK)
- vii Tuticorin Port General Staff Union (INTUC)
- viii Port Workers Union (AITUC)
- ix Tuticorin Port Aluvalar Sangam
- x Tuticorin Port Trust Class – IV Staff Union
- xi Tuticorin Port & Dock Workers Union (HMS)
- xii Tuticorin Harbour Workers Union (AITUC)
- xiii Tuticorin Harbour Dock Workers Union
- xiv Kappal Thozhilalar Munnetra Sangam
- xv Tuticorin Port Samata Workers Union

Based on the votes secured in the Secret Ballot Election for the year 2022-2025 held on 30.04.2022, the following three Unions were accorded recognition for the period of three year (i.e.2022-2025) and will be considered for discussion on major issues:-

- (i) Tuticorin Port Trust Democratic Staff Union
- (ii) The Tuticorin Port Mariners and General Staff Union
- (iii) Tuticorin Port United General Workers Union

16. PORT SECURITY

The Central Industrial Security Force (CISF) headed by the Deputy Commandant is looking after the security of the entire Port. The total strength is 211 w.e.f 01.10.2017. Marine Commandos trained by Indian Navy are guarding the water front of V.O.Chidambaranar Port Authority. They are provided with sophisticated weapons and speed boat for patrolling. In addition to the above, the vessel traffic of VOCPA is monitored by radar and iVTS.

17. SIGNIFICANT EVENTS

- | | | |
|------|------------|---|
| i. | 12.04.2022 | Purchase of Electric Power from Indian Energy Exchange (IEX) through NLC India Limited -Agreement signed |
| ii. | 13.04.2022 | Change of Name from V.O.C Port Trust to V.O.C Port Authority |
| iii. | 09.05.2022 | The longest vessel MV. MSC PETRA of length overall 300m berthed at VOCPA |
| iv. | 08.06.2022 | Additional 3 nos of e-cars put into operation |
| v. | 29.07.2022 | LoA issued for setting up of 2MW wind farm at VOCPA on CAPEX model through M/s.NIWE |
| vi. | 02.08.2022 | LoA issued to TEDA for installation of 400kw Roof Top Solar Plants at Various locations |
| vii | 03.09.2022 | A Concession Agreement was signed between V.O.C. Port Authority, Tuticorin & Tuticorin International Container Terminal Pvt. Ltd. (A wholly owned subsidiary of JM Baxi Ports & Logistics Ltd.) for the conversion of Berth No.9 as a Container Terminal. |
| viii | 15.09.2022 | LoA issued for design, Engineering, Supply, Construction, Erection, Testing & Commissioning of 5MW (AC) Grid connected Ground based Solar PV Power Plant having 10 years lant O&M |
| ix. | 30.09.2022 | Shri Sarbananda Sonowal, Hon'ble Minister for Ports, Shipping & Waterways and Ayush, inaugurated the India's first Indigenously developed VTS Software by make in India initiative of NTCPWC, IIT Chennai. |
| x. | 21.12.2022 | A new bunkering service was flagged off at Port for supplying bunker fuel to the ships at Anchorage. |
| xi. | 11.01.2023 | International luxury Cruise ship 'MS Amera' made her first call to VOC Port. |
| xii. | 15.03.2023 | The Port handled 36.03 Million Tonnes of cargo, and surpassed the target of 36 Million Tonnes, set by the Ministry of Ports, Shipping & Waterways, Government of India, 17 days ahead in the FY 2022-23. |

18. Shipping Operations:-

Number of Vessels handled:-

The details of number of vessels handled in the year 2022-2023 are furnished below:-

a)	Bulk vessels	= 707
b)	Tanker vessels	= 166
c)	Container vessels	= 535
d)	Small vessels	= 116

TOTAL =1524



வ.உ.சி துறைமுக ஆணையம்
वी.ओ.सी पत्तन प्राधिकरण
V.O.C Port Authority

V.O.CHIDAMBARANAR PORT AUTHORITY



Shri T.K. Ramachandran, IAS., Chairperson, garlanded the statue of Shri V.O.Chidambaranar. Floral tributes to the legendary freedom fighter were also offered by the Seniors of the Port on 05.09.2022

PART - III

ANNUAL STATEMENT OF ACCOUNTS 2022-23

V.O.CHIDAMBARANAR PORT AUTHORITY
BALANCE SHEET

(Amount in Rupees)

Particulars	SCH	as at 31st March 2023			as at 31st March 2022		
SOURCES OF FUNDS	1						
RESERVE & SURPLUS							
A. CAPITAL RESERVE			16,63,18,20,485			16,63,18,20,485	
B. REVENUE RESERVES							
i. General Reserve		2,83,71,04,213			98,47,20,333		
ii. Family Security Fund		7,31,47,175			6,93,98,049		
iii. Welfare Fund		1,75,51,678			1,48,44,207		
iv. HBA Spl. Family Benefit Fund		28,45,739	2,93,06,48,805		26,92,992	1,07,16,55,581	
C. STATUTORY RESERVES							
i. Fund for Replacement, Rehabilitation and Modernisation of Capital Assets		2,29,25,60,605			1,90,43,68,184		
ii. Fund for Development, Repayment of Loans & Contingencies		2,83,60,00,847	5,12,85,61,452	24,69,10,30,742	2,44,78,08,426	4,35,21,76,610	22,05,56,52,676
LOAN FUNDS							
a. Secured loans		-			-		
b. Government loans		-			-		
c. Loan from international aid agencies		-			-		
d. Unsecured loans		-			-	-	-
e. Liability for Corporate Social Responsibility	2	5,04,53,242	5,04,53,242	5,04,53,242	4,18,81,556	4,18,81,556	4,18,81,556
DEFERRED TAX LIABILITY	5			2,60,04,19,273			2,47,28,92,302
SOURCES OF FUNDS – TOTAL				27,34,19,03,257			24,57,04,26,534

The Capital reserve includes ₹ 40,63,54,594 incurred by the Central Government upto 31.3.1979. Pending the Governments decision under Sec. 31 of the erstwhile Major Port Trusts Act, 1963 regarding fixation of the amount of repayment of capital provided by the Government with reference to the provision under Clause C of Sub-Sec. 1 of Sec. 29 ibid and further based on the Board's resolution No: 221, dated 19.2.1980, the whole capital expenditure incurred by the Central Government upto 31.3.1979 is treated as Capital Reserve

V.O.CHIDAMBARANAR PORT AUTHORITY
BALANCE SHEET

(Amount in Rupees)

Particulars	SCH	as at 31 ST March 2023			as at 31 ST March 2022		
APPLICATION OF FUNDS							
A. FIXED CAPITAL ASSETS-NET BLOCK INVESTMENTS	3			14,91,20,72,881			14,90,35,38,703
a. General Revenue Fund	4	8,64,52,89,980			4,19,20,99,891		
b. Statutory Reserves		5,12,99,99,896			4,30,96,99,916		
c. Cash surplus Fund		16,78,67,593			2,13,16,57,991		
d. Family Security Fund		6,95,00,000			6,82,00,000		
e. Welfare Fund		56,00,000			54,00,000		
f. HBA Spl. Family Benefit Fund		27,00,000	14,02,09,57,469	14,02,09,57,469	25,50,000	10,70,96,07,798	10,70,96,07,798
CURRENT ASSETS, LOANS & ADV.							
A. CURRENT ASSETS							
i. Interest accrued on investments							
a. General Fund		45,35,84,457			18,12,73,985		
b. Family Security Fund		35,14,399			7,28,491		
c. Welfare Fund		2,18,974			1,95,872		
d. HBA Spl. Family Benefit Fund		1,05,806	45,74,23,636		96,489	18,22,94,837	
ii. Inventories			1,78,20,129			2,05,37,908	
iii. Sundry debtors							
a. Government		37,12,17,594			49,62,68,951		
b. Others		91,39,19,679	1,28,51,37,273		45,47,59,262	95,10,28,213	
iv. Cash & bank balances	4A						
a. General Fund		9,53,21,870			5,57,22,616		
b. Family Security Fund		1,32,776			1,49,936		
c. Welfare Fund		1,53,085			1,19,815		
d. HBA Spl. Family Benefit Fund		28,475	9,56,36,206		25,724	5,60,18,091	



V.O.CHIDAMBARANAR PORT AUTHORITY

BALANCE SHEET

(Amount in Rs)

Particulars	SCH	as at 31 st March 2023			as at 31 st March 2022		
B. LOANS AND ADVANCES							
a. General Fund		4,78,19,60,609			5,24,19,70,045		
b. Family Security Fund		-			3,19,622		
c. Welfare Fund		1,15,79,619			91,28,520		
d. HBA Spl.Family Benefit Fund		11,458			20,779		
e. Deposits		18,27,25,444	4,97,62,77,130	6,83,22,94,374	9,10,54,635	5,34,24,93,601	6,55,23,72,650
LESS: CURRENT LIABILITIES & PROVISIONS							
A. CURRENT LIABILITIES							
i. Miscellaneous creditors & cr. balances		2,00,70,623			1,97,43,175		
ii. Liability towards expenses		1,50,01,87,107			99,83,02,979		
iii. Others		45,91,13,707			45,96,44,832		
iv. Deposits from merchants,		2,26,37,90,568	4,24,31,62,005		1,69,82,02,045	3,17,58,93,031	
B. PROVISIONS							
i. Provision for taxation			4,18,02,59,462	8,42,34,21,467		4,41,91,99,586	7,59,50,92,617
NET CURRENT ASSETS				(1,59,11,27,093)			(1,04,27,19,967)
MISCELLANEOUS EXPENDITURE				-			-
(To the extent not written off or adjusted)							
APPLICATION OF FUNDS – TOTAL				27,34,19,03,257			24,57,04,26,534

Sd/-
(ASHOKA KUMAR SAHU)
Financial Advisor and
Chief Accounts Officer

Sd/-
(T.K. RAMACHANDRAN, IAS)
Chairperson



Schedules to Balance sheet

V.O.CHIDAMBARANAR PORT AUTHORITY
RESERVES AND SURPLUSESSCHEDULE I
(Amount in Rs)

Sl. No	Reserves and Balances	Capital Reserve	Revenue Reserves				Statutory Reserves	
			General Reserve	Employees Welfare Fund	Family Security Fund	HBA Spl. Family Benefit Fund	Reserve for replacement, rehabilitation and modernisation of Capital Assets	Reserve for development & repayment of loans and contingencies
I	Balance as at 1st April 2022	16,63,18,20,485	98,47,20,333	1,48,44,207	6,93,98,049	26,92,992	1,90,43,68,184	2,44,78,08,426
	ADD							
1	Contribution from Revenue Account		1,86,49,16,585	25,00,000			38,81,92,421	38,81,92,421
2	Repayment of Capital Debt.							
3	Amount transferred from Capital Reserve	-						
4	Amount transferred from Foreign Exchange Fluctuation Reserve.							
5	Amount transferred from Reserve for Development & Repayment of loans and Contingencies, Capital Assets, Replacement Reserve and General Reserve. and Escrow Fund							
6	Interest on Investment earned			10,86,983	37,50,996	1,52,747		
7	Capital Profit on sale of Capital Asset							
8	Net surplus transferred from Revenue Account							
9	Miscellaneous receipts.							
10	Subscriptions/Advances Recovered etc.				22,250			
11	Amount due to port							
	TOTAL-A	16,63,18,20,485	2,84,96,36,918	1,84,31,190	7,31,71,295	28,45,739	2,29,25,60,605	2,83,60,00,847
	LESS:							
1	Amount transferred to Revenue towards Repayment of debts, Foreign Exch. Fluctuation, Escrow fund							
2	Amount transferred to General Reserve							
3	Amount transferred to Capital Reserve							
4	Expenditure			9,02,759	-	-		
5	Amt. transferred to Deferred Tax liability a/c							
6	Amount transferred to meet appropriations to statutory reserves							
7	Amount payable to Port/other funds							
8	Other transfers/(expenses)		1,25,32,705	(23,247)	24,120			
	TOTAL- B	-	1,25,32,705	8,79,512	24,120	-	-	-
	Balance as at 31st March 2023 (A - B)	16,63,18,20,485	2,83,71,04,213	1,75,51,678	7,31,47,175	28,45,739	2,29,25,60,605	2,83,60,00,847



V.O.CHIDAMBARANAR PORT AUTHORITY

Schedules to Balance Sheet

SCHEDULE II

LIABILITY FOR CORPORATE SOCIAL RESPONSIBILITY

(Amount in ₹)

	as at 31st March 2023	as at 31st March 2022
Opening Balance	4,18,81,556	4,71,89,307
Add: Liability made at the end of the year	3,00,00,000	3,00,00,000
Less: Expenditure met for the intended purpose during the year	2,14,28,314	3,53,07,751
Closing Balance	5,04,53,242	4,18,81,556

V.O.CHIDAMBARANAR PORT AUTHORITY
FIXED / CAPITAL ASSETS

SCHEDULE III
(Amount in ₹)

Schedules to Balance Sheet

Sl. No	Particulars of Assets	Gross Block				Depreciation				Net Block	
		as at 1st April 2022	Additions during the year	Deletions / Adjustments during the year	as at 31st March 2023	as at 1st April 2022	Provided during the year	Adjustments/ Deletions, etc	as at 31st March 2023	as at 1st April 2022	as at 31st March 2023
1	2	3	4	5	6	7	8	9	10	11	12
1	Land	24,45,09,364	23,56,928	-	24,68,66,292	-	-		-	24,45,09,364	24,68,66,292
2	Capital Dredging	9,12,74,44,238	34,62,120	3,63,45,331	9,09,45,61,027	1,17,94,29,486	8,98,58,574		1,26,92,88,060	7,94,80,14,752	7,82,52,72,967
3	Building Sheds & other structures	1,11,12,04,722	15,87,10,630	-	1,26,99,15,352	29,79,23,452	3,37,83,915		33,17,07,367	81,32,81,270	93,82,07,985
4	Wharves, Roads and Boundaries	2,98,49,76,530	13,27,89,650	11,81,34,103	2,99,96,32,077	49,57,96,870	6,21,27,369	2,43,02,827	53,36,21,412	2,48,91,79,660	2,46,60,10,665
5	Floating Crafts	51,35,88,537	-	-	51,35,88,537	41,98,90,270	1,80,13,216		43,79,03,486	9,36,98,267	7,56,85,051
6	Railways and Rolling Stock	18,76,89,005	78,70,17,632	-	97,47,06,637	1,43,91,362	1,10,73,865		2,54,65,227	17,32,97,643	94,92,41,410
7	Docks and Sea Walls, Piers and Navigational Aids	1,76,74,21,813	19,99,831	-	1,76,94,21,644	44,28,80,237	11,07,06,782		55,35,87,019	1,32,45,41,576	1,21,58,34,625
8	Cranes and Vehicles	35,68,15,986	-	-	35,68,15,986	28,98,98,732	1,37,71,680		30,36,70,412	6,69,17,254	5,31,45,574
9	Plant and Machinery	68,65,52,130	24,57,000	2,71,99,022	66,18,10,108	32,34,81,447	3,06,33,893		35,41,15,340	36,30,70,683	30,76,94,768
10	Installation of Water supply, Electricity and communication	86,44,60,379	25,26,47,691	-	1,11,71,08,070	61,04,16,017	5,37,76,945		66,41,92,962	25,40,44,362	45,29,15,108
I	Total	17,84,46,62,704	1,34,14,41,482	18,16,78,456	19,00,44,25,730	4,07,41,07,872	42,37,46,239	2,43,02,827	4,47,35,51,285	13,77,05,54,832	14,53,08,74,445
II	Capital Work-in progress	1,13,29,83,871	55,85,20,035	1,31,03,05,470	38,11,98,436					1,13,29,83,871	38,11,98,436
III	Grand Total	18,97,76,46,575	1,89,99,61,517	1,49,19,83,926	19,38,56,24,166	4,07,41,07,872	42,37,46,239	2,43,02,827	4,47,35,51,285	14,90,35,38,703	14,91,20,72,881

V.O.CHIDAMBARANAR PORT AUTHORITY

Schedules to Balance Sheet

SCHEDULE IV

(Amount in ₹)

INVESTMENTS

Sl. No	Particular	Rate of Interest	as at 31st March 2023	as at 31st March 2022
A	<u>GENERAL RESERVE</u>			
	<u>CURRENT INVESTMENTS</u>			
	<u>LONG TERM INVESTMENTS</u>			
1	Government or Trust Securities	I	-	-
2	Shares, Debentures or Bonds			
	Sethu Samudram Corp. Ltd- Equity		50,00,00,000	50,00,00,000
	Tuticorin Port Road Co.Ltd - Equity		36,19,00,000	36,19,00,000
	Indian Port Rail & Ropeway Corporation Ltd.,		4,50,00,000	4,50,00,000
	Equity Contribution KKPL		2,00,000	2,00,000
	SUB TOTAL	II	90,71,00,000	90,71,00,000
3	<u>Other Investments in TDR</u>			
	IDBI Bank	7.97%/5.10%	15,00,00,000	14,99,99,994
	Indian Overseas Bank	5.2%/5.20%	64,99,99,970	1,67,49,99,929
	Indian Overseas Bank	5.45%		7,99,99,996
	Punjab National Bank	5.05%		57,00,00,008
	Canara Bank - New Harbour Branch	5.75%/5.15%	1,00,01,89,998	5,00,00,002
	Canara Bank - New Harbour Branch	6.30%	30,00,00,000	
	Canara Bank - New Harbour Branch	6.40%	38,00,00,000	
	Canara Bank - New Harbour Branch	6.80%	24,00,00,000	
	Canara Bank - New Harbour Branch	7.85%	33,80,00,000	
	Union Bank of India	5.10%		25,99,99,987
	Union Bank of India	6.55%/5.30%	25,00,00,000	49,99,99,975
	Bank of Baroda	5.40%	21,00,00,012	
	Bank of Baroda	6.90%	13,00,00,000	
	Bank of Baroda	7.10%	57,00,00,000	
	Bank of Baroda	7.30%	11,00,00,000	
	Bank of Baroda	7.50%	61,00,00,000	
	Bank of Baroda	7.52%	69,00,00,000	
	Bank of Baroda	7.57%	40,00,00,000	
	Bank of Baroda	7.61%	11,00,00,000	
	Bank of Baroda	7.75%	11,00,00,000	
	Bank of Baroda	7.85%	28,00,00,000	
	Bank of Baroda	7.80%	1,21,00,00,000	
	SUB TOTAL	III	7,73,81,89,980	3,28,49,99,891
	TOTAL (A)	I+II+III	8,64,52,89,980	4,19,20,99,891

V.O.CHIDAMBARANAR PORT AUTHORITY

Schedules to the Balance Sheet

SCHEDULE IV
(Amount in ₹)

INVESTMENTS

Sl.No.	Particulars	Rate of Interest	as at 31st March 2023	as at 31st March 2022
B	STATUTORY RESERVE			
	CURRENT INVESTMENTS			
	LONG TERM INVESTMENTS			
1	Government or Trust Securities	I	-	-
2	Shares, Debentures or Bonds	II	-	-
3	Other Investments in TDR			
	Canara Bank - Beach Road Branch	5.45%	12,99,99,990	
	Canara Bank - Beach Road Branch	5.70%/5.20%	11,99,99,994	3,99,99,998
	UCO Bank	5.00%		1,99,99,999
	IDBI Bank	5.40%/5.40%	16,99,99,998	1,00,00,006
	IDBI Bank	5.50%/5.15%	81,99,99,959	1,18,49,99,962
	Indian Bank	7.90%	7,00,00,000	
	Indian Overseas Bank	5.45%/3.40%	43,99,99,988	46,47,00,000
	Punjab National Bank	5.25%		56,99,99,976
	Punjab National Bank	5.15%		1,87,99,99,982
	Canara Bank - New Harbour Branch	5.45%/5.45%	42,99,99,988	11,99,99,994
	Canara Bank - New Harbour Branch	5.70%/5.10%	33,99,99,983	1,99,99,999
	Canara Bank - New Harbour Branch	7.90%	16,00,00,000	
	State Bank of India	5.45%	7,99,99,996	
	State Bank of India	6.25%	32,00,00,000	
	State Bank of India	6.95%	20,00,00,000	
	Bank of Baroda	7.71%	1,47,00,00,000	
	Bank of Baroda	7.88%	38,00,00,000	
	SUB TOTAL	III	5,12,99,99,896	4,30,96,99,916
	TOTAL (B)	I+II+III	5,12,99,99,896	4,30,96,99,916
C	CASH SURPLUS FUND			
	Funds with LIC for Leave Encashment Scheme		16,78,67,593	2,13,16,57,991
	TOTAL (C)		16,78,67,593	2,13,16,57,991

V.O.CHIDAMBARANAR PORT AUTHORITY

Schedules to Balance Sheet

SCHEDULE: IV
(Amount in ₹)

INVESTMENTS

Sl. No.	Particulars	Rate of Interest	as at 31st March 2023	as at 31st March 2022
D	<u>FAMILY SECURITY FUND</u>			
	IDBI Bank	5.5%/5.15%	5,00,000	1,17,00,000
	Indian Overseas Bank	5.2%/5.20%	5,05,00,000	5,10,00,000
	Canara (Syndicate) Bank	5.70%	56,00,000	
	Canara (Syndicate) Bank	6.50%	1,22,00,000	
	Canara (Syndicate) Bank	7.85%	7,00,000	
	Union Bank Of India	5.30%		55,00,000
	TOTAL (D)		6,95,00,000	6,82,00,000
E	<u>WELFARE FUND</u>			
	Union Bank Of India	5.30%		45,00,000
	Indian Overseas Bank	5.20%		9,00,000
	Canara (Syndicate) Bank	5.70%	47,00,000	
	Canara (Syndicate) Bank	7.85%	9,00,000	
	TOTAL (E)		56,00,000	54,00,000
F	<u>HBA SECURITY FUND</u>			
	Union Bank Of India	5.30%		23,00,000
	Indian Overseas Bank	5.20%		2,50,000
	Canara (Syndicate) Bank	5.75%	24,00,000	
	Canara (Syndicate) Bank	7.85%	3,00,000	
	TOTAL (F)		27,00,000	25,50,000
	TOTAL (A to F)		14,02,09,57,469	10,70,96,07,798

V.O.CHIDAMBARANAR PORT AUTHORITY
Schedules to Balance Sheet **SCHEDULE IV (A)**
CASH AND BANK BALANCES

(Amount in ₹)

Sl. No.	Particulars	Account No.	as at 31st March 2023	as at 31st March 2022
A.	GENERAL REVENUE BANK ACCOUNTS			
	Axis Bank	105010100026974	2,97,16,959	1,17,68,197
	Axis Bank (CHD)	105010100129220	99,075	13,49,275
	Canara Bank (Harbour)	61512160000015	1,01,31,248	1,72,588
	Canara Bank (Harbour) - EDI	61512010014286	90,873	1,16,314
	Canara Bank (Harbour) (CHD)	61512010023702	-	-
	Central Bank of India	3429553946	53,032	23,465
	HDFC Bank	50100227916422	11,00,965	1,25,018
	ICICI Bank	613901114823	1,48,604	6,43,074
	IDBI Bank	371104000034733	2,23,18,940	84,83,836
	Indian Bank	6217920633	5,03,157	1,44,087
	Indian overseas Bank (EDI)	014301000000003	11,36,732	1,14,454
	Indian overseas Bank (Estate)	014301000000002	4,53,304	2,57,555
	Indian overseas Bank (Harbour)	014301000000001	1,73,61,986	1,98,06,018
	Indian Overseas Bank(Harbour) (CHD)	014301000007560	7,59,817	1,12,49,754
	State Bank of India (Main) - EDI	10852663690	1,11,77,317	11,34,667
	State Bank of India(Main) (CHD)	30563788654	1,116	23,635
	Union Bank of India	056810100004696	66,093	1,12,696
	Union Bank of India(CHD)	056810011010466	2,652	1,72,984
	Total (A)		9,51,21,870	5,56,97,616
B.	OTHER FUND BANK ACCOUNTS			
	Indian overseas Bank (Harbour) - FSF	014301000002914	1,32,776	1,49,936
	Indian overseas Bank (Harbour) - HBA	014301000008415	28,475	25,724
	Canara Bank (Harbour) - Welfare	61512010020243	1,53,085	1,19,815
	Total (B)		3,14,336	2,95,475
	Total (A+B)		9,54,36,206	5,59,93,091
C.	Cash on hand Total (C)		2,00,000	25,000
	Grand Total (A+B+C)		9,56,36,206	5,60,18,091

V.O.CHIDAMBARANAR PORT AUTHORITY

Schedules to Balance Sheet

SCHEDULE: V

DEFERRED TAX LIABILITY

(Amount in ₹)

	as at 31st March 2023	as at 31st March 2022
Timing Difference on Account of Depreciation - Opening	2,47,28,92,302	2,34,60,75,488
Timing Difference on Account of Depreciation - Closing	2,60,04,19,273	2,47,28,92,302
Change in Deferred Tax Liability charged to P&L Account	12,75,26,971	12,68,16,814

V.O.CHIDAMBARANAR PORT AUTHORITY

PROFIT & LOSS ACCOUNT

(Amount in ₹)

	Sch.	For the period ending	
		31st March 2023	31st March 2022
<u>INCOME</u>			
Cargo handling and Storage charges	6	4,17,80,07,521	3,46,92,74,415
Port and Dock charges	7	2,62,28,75,848	1,92,02,38,062
Railway Earnings	8	5,39,18,760	3,84,80,135
Estate Rentals	9	51,43,65,312	54,01,12,095
TOTAL OPERATING INCOME		7,36,91,67,441	5,96,81,04,707
<u>EXPENDITURE</u>			
Cargo handling and Storage charges	10	69,49,82,876	60,76,67,624
Port and Dock facilities for Shipping	11	71,19,54,867	61,87,20,277
Railway Workings	12	7,02,18,133	6,39,34,365
Rentable Lands & Buildings	13	24,01,71,546	25,10,80,212
Management and General Administration Expenses	14	1,32,89,65,256	92,24,11,090
TOTAL OPERATING EXPENDITURE		3,04,62,92,678	2,46,38,13,568
OPERATING SURPLUS		4,32,28,74,763	3,50,42,91,139
ADD: Finance & Miscellaneous Income	15	83,57,23,235	57,70,86,315
LESS: Finance & Miscellaneous Expenditure	16	1,07,33,78,260	1,98,04,25,492
NET SURPLUS BEFORE TAX		4,08,52,19,738	2,10,09,51,962
LESS:			
Provision for Taxation		1,30,98,03,373	60,61,08,904
Deferred Tax Liability		12,75,26,971	12,68,16,814
NET SURPLUS AFTER TAX FOR APPROPRIATIONS		2,64,78,89,394	1,36,80,26,244
LESS:			
Appropriation, transfer to Reserves/Funds etc.			
Employees Welfare Fund		25,00,000	25,00,000
Reserve for replacement, rehabilitation and modernisation of Capital Assets		38,81,92,421	38,18,35,046
Reserve for Development, Repayment of loans and contingencies		38,81,92,421	38,18,35,046
Transfer of surplus to Funds other than GPF, Pension & Gratuity		40,87,967	36,00,714
Total Appropriations		78,29,72,809	76,97,70,806
SURPLUS TRANSFERRED TO GENERAL RESERVE		1,86,49,16,585	59,82,55,438

Sd/-
(ASHOKA KUMAR SAHU)
Financial Adviser & Chief Accounts Officer

Sd/-
(T. K. RAMACHANDRAN, IAS)
Chairperson



V.O.CHIDAMBARANAR PORT AUTHORITY

Schedules to Profit & Loss Account

(Amount in ₹)

	For the period ending	
	31st March 2023	31st March 2022
SCHEDULE – 6		
<u>Income From Cargo Handling and Storage Charges</u>		
Handling & Storage charges on General cargo	1,24,59,44,935	98,87,85,360
Storage of goods in Warehouse and open area	10,93,00,116	9,20,86,164
Crane and other handling equipment charges	65,28,662	57,99,096
Coal Handling charges - Coal Jetty	62,89,29,883	39,70,41,531
Petroleum, Oils and Lubricants handling charges	9,92,87,569	7,55,84,109
Demurrage on General Cargo	3,49,19,241	2,12,66,197
Royalty from PSA SICAL	19,64,50,303	19,88,35,544
Royalty from Stevedoring and Shore handling	20,53,46,635	15,10,38,416
Container handling charges at VIII Berth	91,41,47,489	90,69,58,617
Coal at North Cargo Berth - I	32,73,16,664	28,77,73,064
Income from NCB I Operation against TTPS Coal	2,74,47,532	9,07,44,901
Lease rent for land to BOT Operators	2,75,94,327	2,51,91,475
Revenue Share from Harbour Mobile Cranes, Mechanisation of 9th Berth	29,36,43,751	18,95,70,403
Miscellaneous Income	6,11,50,414	3,85,99,538
Total	4,17,80,07,521	3,46,92,74,415
SCHEDULE – 7		
<u>Income from Port and Dock Charges</u>		
Towage, Mooring and Pilotage Fees	1,10,23,69,498	80,92,73,012
Berth Hire Charges	87,19,67,608	63,27,77,240
Port Dues	63,64,10,135	47,13,72,722
Miscellaneous Income	1,21,28,607	68,15,088
Total	2,62,28,75,848	1,92,02,38,062
SCHEDULE – 8		
<u>Income From Railway Activity:</u>		
Shipping Operation	1,17,24,695	57,74,930
Private Users	4,21,94,065	3,27,05,205
Total	5,39,18,760	3,84,80,135
SCHEDULE – 9		
<u>Income From Estate Rentals:</u>		
Estate Rental	35,05,06,241	40,60,22,515
Water and Electricity Income	16,38,59,071	13,40,89,580
Total	51,43,65,312	54,01,12,095

V.O.CHIDAMBARANAR PORT AUTHORITY

Schedules to Profit & Loss Account

(Amount in ₹)

	For the period ending	
	31st March 2023	31st March 2022
SCHEDULE -10		
<u>Expenditure on Cargo Handling and Storage:</u>		
Handling & storage of General Cargo at sheds and wharves	18,94,63,974	16,16,50,193
Warehousing	1,84,43,741	1,60,38,450
Operation & Mtce.of Wharf Cranes & Handling equipments	2,17,45,134	2,23,85,589
Departmental Overheads	5,07,09,452	5,58,60,218
Trade promotion	11,24,153	12,29,191
Cargo Handling Division	25,58,68,931	7,88,53,160
Depreciation	15,76,27,491	7,16,50,823
Total	69,49,82,876	60,76,67,624
SCHEDULE – 11		
<u>Expenditure on Port and Dock facilities for Shipping (including Pilotage):</u>		
Towing, Berthing, Mooring and Pilotage	51,72,09,390	43,87,92,647
Port Service-Dredging, Marine Survey and other services	87,23,040	58,64,319
Miscellaneous ship Handling facilities	11,32,394	16,06,269
Fire fighting	3,52,16,281	2,93,43,138
Departmental Overheads	1,95,11,719	1,61,43,332
Depreciation	13,01,62,043	12,69,70,572
Total	71,19,54,867	61,87,20,277
SCHEDULE – 12		
<u>Expenditure on Railway Activity:</u>		
Maintenance of Permanent Way, Station Yards & Sidings	5,25,27,745	6,03,41,535
Depreciation	1,76,90,388	35,92,830
Total	7,02,18,133	6,39,34,365
SCHEDULE – 13		
<u>Expenditure on Rentable Lands & Buildings :</u>		
Residential Quarters – Maintenance	10,29,17,676	11,43,90,399
Non-Residential Area – Maintenance	41,50,800	19,42,662
Departmental Overheads	9,02,33,704	5,44,19,450
Depreciation	4,28,69,366	8,03,27,701
Total	24,01,71,546	25,10,80,212
SCHEDULE – 14		
<u>Expenditure on Management and General Administration:</u>		
Management and Secretarial Expenses	14,97,52,717	12,98,47,484
Port Security	20,88,72,653	17,53,73,394
Labour and Welfare Expenses	2,55,217	1,83,743
Medical Expenses	17,25,41,236	16,33,01,284
Store Keeping	51,50,101	1,00,55,118
Accounting and Auditing	12,69,11,775	10,23,11,749
Engineering and Workshop Overheads	54,31,99,312	23,97,24,574
Sundry Expenses	7,11,88,120	4,15,28,618
Depreciation	5,10,94,125	6,00,85,126
Total	1,32,89,65,256	92,24,11,090

V.O.CHIDAMBARANAR PORT AUTHORITY

Schedules to Profit & Loss Account

(Amount in ₹)

	For the period ending	
	31st March 2023	31st March 2022
SCHEDULE -15		
<u>Finance and Miscellaneous Income:</u>		
Interest on Fixed Deposits	70,23,44,735	45,34,68,024
Interest on House Building, Conveyance and Computer Advance	14,54,598	13,22,178
Profit on disposal of Capital Assets, unserviceable & surplus materials	55,21,407	13,81,473
Harbour Entry Fees	3,86,23,808	4,01,61,161
Miscellaneous Income including interest on Cash balances & Penalties	8,27,00,831	7,59,05,167
Income relating to Funds other than Pension , GPF& Gratuity	49,90,726	46,10,673
Items relating to previous years	87,130	2,37,639
Total	83,57,23,235	57,70,86,315
SCHEDULE -16		
<u>Finance and Miscellaneous Expenditure:</u>		
Corporate Social Responsibility	3,00,00,000	3,00,00,000
Contribution to Pension Fund & Gratuity Fund	1,02,40,00,000	1,93,00,00,000
Contribution to New Pension Fund	1,12,94,657	1,46,23,531
Bank charges and Other Misc. Expr	44,50,000	44,50,000
Expenditure relating to Funds Other than Pension, GPF, Gratuity	9,02,759	10,09,959
Others	27,30,844	3,42,002
Total	1,07,33,78,260	1,98,04,25,492

Sd/-
(ASHOKA KUMAR SAHU)
 Financial Advisor and
 Chief Accounts Officer

Sd/-
(T.K.RAMACHANDRAN, IAS)
 Chairperson

SIGNIFICANT ACCOUNTING POLICIES

1. Basis of preparation of financial statements:

The financial statements have been prepared under the historical cost convention on accrual basis and in accordance with implementation of the revised Standard Norms of Account for Major Ports communicated by erstwhile Ministry of Shipping, Govt. of India, vide letter No. PR-20021/2/98-PG dated 06.11.2002. The accounts has been prepared as per Rule 6 of Major Port Authorities (Audit and Accounts) Rules, 2021 read with Section 44(1) of the Major Port Authorities Act, 2021, notified vide dated:22.11.2021. The said financial statements also comply with the mandatory Accounting Standards issued by the Institute of Chartered Accountants of India.

2. Inventories (Accounting Standard-2):

Inventories mainly consist of maintenance spares, tools and consumables and are valued at cost determined on weighted average basis or net realizable value whichever is less.

3. Depreciation (Accounting Standard-6):

Depreciation of fixed assets is provided on straight line method on the economic life of assets given in the directives/circulars issued by the Government of India. Assets capitalized during the year are depreciated as follows:

Assets put to use

Upto 30 days	– Nil
Above 30 days and upto 180 days	– Half (50%)
Above 180 days	– Full (100)

Individual assets costing less than ₹ 1,00,000/- and having a life period of less than 5 years are fully charged to Revenue Account.

4. Revenue Recognition (Accounting Standard-9):

The major sources of income of the Port are classified as follows:

- i. Cargo related service charges consisting of wharfage, storage charges, cargo handling and equipment hiring, etc.
- ii. Royalty from BOT Operator for VII Berth Container Terminal.
- iii. Revenue share from PPP operation of VIII Berth & Other equipment etc.,
- iv. License Fees from PPP operator for the licensing of water front area and back up area.
- v. Port & Dock service charges consisting of towage & mooring and pilotage fees, berth hire fees and port dues.

- vi. Estate Related charges consisting of lease of land, rent, water and electricity and way leave charges.
- vii. Railway earnings consisting of siding charges collected for the use of port siding.
- viii. Finance & Miscellaneous income comprises of interest earned on investments, profit on sale of assets, port entry fees and penalties.
- ix. ***All charges covered under (i) to (viii) above are recognized on accrual basis immediately on completion of the services except***, Penal interest, Interest on advance to Employees, Penalties and Entry Fees which are recognized on receipt basis. Also wherever the claim is disputed for payment and pending as on the Balance Sheet date, the same is being recognized on receipt basis.

5. Fixed Assets accounting (Accounting Standard 10):

Fixed assets are stated in the books at historical cost consisting of actual cost of construction/ purchase price including import duties and other taxes which are directly attributable to/bring the asset to the working condition for its intended use. All expenses up to the date of commissioning of the project have been capitalized. Profit or loss on sale of fixed assets is accounted for in the Revenue accounts. Capital work in progress is stated, to the extent of work completed equated to value up to the Balance Sheet date.

6. Grants (Accounting Standard 12)

Grants received from Government of India are credited to the Asset Account on completion and net value is shown as Gross Block and depreciation provided thereon. Regarding Grants received in respect of schemes pending execution, the same will be disclosed as Grants received and transferred to Capital account only on completion of assets.

7. Investments (Accounting Standard 13):

The Port's investments broadly consist of Fixed Deposit with Nationalized banks and IDBI Bank & parking of revenue funds with LIC under Group Leave encashment scheme.

The investments are valued at cost (Par Value).

8. Retirement Benefits (Accounting Standard 15):

Actuarial valuation is carried out by Life Insurance Corporation towards Pension and Gratuity liability in respect of Employees. As per availability of funds and as required contributions are made to Pension Fund and Gratuity Fund created for the purpose by charging to revenue account

Port's contribution to New Pension Scheme is also charged to the Profit and Loss Account. Employees who have joined service in the Port after 1.1.2004 are covered under the New Contributory Pension Scheme. The said Employee's and

Employer's contribution is being remitted to NPS Trust through NSDL under the Registration Code of the Port on monthly basis. As on Balance Sheet date 99 employees are covered under this scheme.

9. Borrowing Cost (Accounting Standard 16):

Borrowing costs that are directly attributable to the acquisition and construction of assets are capitalized till the date on which the asset is commissioned. Interest on loans after capitalization is charged to Revenue account on accrual basis. However, at present Port has not availed any loans.

10. Taxes on Income (Accounting Standard 22):

Current tax is the amount of income tax determined to be payable in respect of the taxable income for a period. Deferred tax is recognized, subject to consideration of prudence, on timing differences, being difference between taxable income and accounting income that originate in one period and are enabled for reversal in one or subsequent periods.

11. Provisions, Contingent Liabilities & Contingent Assets (Accounting Standard 29):

Provisions are recognized only when there is present obligation as a result of past events and when a reliable estimate of the amount of obligation can be made. Contingent liability is disclosed for (i) Possible obligation which will be confirmed only by future events not wholly within the control of V.O.C Port or (ii) Present obligations arising from past events where it is not probable that an outflow of resources will be required to settle, the obligation or a reliable estimate of the amount of the obligation cannot be made.

Regarding amount due, the same is recognized on accrual basis except disputed cases which are either under litigation or under mutual discussions for negotiated settlement with Government bodies like Tamil Nadu Electricity Board (Tuticorin Thermal Power Station) and Indian Oil Corporation as well as BOT/PPP operators in which cases, the matter is subjudice.

V.O. CHIDAMBARANAR PORT AUTHORITY

NOTES TO ACCOUNTS FOR THE FINANCIAL YEAR 2022-23

The Annual Statement of Accounts for the year 2022-23 have been prepared conforming to the accounting principles and practices applicable to Major Ports. The performance and features of the Annual Statement of Accounts for the year 2022-23 are listed below:

(₹ In Crores)

SL.NO	RESULTS FOR THE YEAR	2022-23	2021-22
A	Traffic (In Million MT)	38.04	34.12
B	Financial Performance		
1.	Operating Income	736.92	596.81
2.	Operating Expenditure	304.63	246.38
3.	Operating Surplus (1-2)	432.29	350.43
4.	Fin. & Misc. Income	83.57	57.71
5.	Fin. & Misc. Expr.	107.34	198.04
6.	Total Income (1+4)	820.49	654.52
7.	Total Expr. (2+5)	411.97	444.42
8.	Net Surplus before Tax (6-7)	408.52	210.10
9.	Pro. For deferred Tax	12.75	12.69
10.	Provision for Taxation	130.98	60.61
11.	Net Surplus after Tax (8-9-10)	264.79	136.80
12.	Operating Ratio (2/1)	41.34%	41.28%
13.	Cost per Tonne (2/A)	80.08	72.21

a. Equity Contribution made by Port as on 31.03.2023:

Sl. No.	Company	Year of Investment	Equity contribution (₹ in Crs)	Dividend received, if any, during the accounting year
1.	Sethusamudram Corporation Limited (SCL)	2005-06	1.00	NIL
		2006-07	15.00	
		2007-08	15.00	
		2008-09	19.00	
		Total	50.00	
2.	Tuticorin Port Road Company Limited (TPRCL)	2010-11	5.00	NIL
		2011-12	2.27	
		2013-14	17.73	
		2017-18	11.19	
		Total	36.19	
3.	Indian Port Rail Corporation Limited (IPRCL)	2016-17	4.50	NIL
4.	Kanyakumari Port Limited.	2019-20	0.02	NIL

b. Actuarial valuation towards Pension as on 31.03.2023:

The actuarial valuation of pension liability of employees as on 31.03.2023 is ₹ 490.52 Crores as assessed by M/s. LIC of India. Similar valuation in respect of pensioners is ₹ 1370.05 Crores. Thus, the total actuarial valuation of pension liability is ₹ 1860.57 Crores. During the current Financial Year 2022-23, Port has made contribution for an amount of ₹ 105.40 Crores and M/s. LIC of India has declared the interest for FY 2022-23 of ₹ 133.43 Crores at 7.70%. The net balance available in Pension fund as on 31.03.2023 of Rs. 1799.48 Crore, the shortfall as on 31.03.2023 is of Rs.61.09 Crore, and the same will be made good in subsequent years.

c. Actuarial valuation towards Gratuity as on 31.03.2023:

The actuarial valuation of Gratuity liability of employees as on 31.03.2023 is ₹ 51.72 Crores as assessed by M/s. LIC of India and the available balance as on 31.03.2023 is Rs. 50.63 Crores. Further, M/s. LIC of India has declared the interest for the Financial Year 2022-23 at 7.70% and with the interest accumulation for FY 2022-23 of ₹ 4.14 Crores. The shortfall as on 31.03.2023 is Rs. 1.09 Crores and the same will be made good in subsequent years.

d. Actuarial valuation towards Employees Leave Encashment as on 31.03.2023:

The actuarial valuation of Employees Leave Encashment liability as on 31.03.2023 as assessed by M/s.LIC of India is ₹ 13.95 crores. An amount of ₹ 13.95 crores already held with M/s.LIC of India for the said liability under GLES.

e. General Provident Fund

The amounts recovered towards Provident Fund Contribution from the members of General Provident fund are transferred to Employees General Provident Fund Trust Account formed for this purpose.

f. Deferred Tax

Consequent to compliance with Accounting Standard – 22 on accounting of taxes on income which has come into effect from the year 2003-04, the effect of net Deferred Tax Liability (DTL) is as below:

(In ₹)	
Deferred Tax Liability (DTL)	As at 31 March, 2023
DTL as on 31.03.2022	247,28,92,302
Add: Deferred Tax recognized during the year	12,75,26,971
DTL as on 31.03.2023	2,60,04,19,273

g. Corporate Social Responsibility:

- i. The Then Ministry of Shipping issued Revised Guideline on Corporate Social Responsibility (CSR) for Major Ports vide letter dated PD-12019/1/2020-PD-VI-(Coord) dated 04th March, 2020.
- ii. As per the above Guideline, if the net profit of the previous financial year is ₹ 100 crores to ₹ 500 Crores CSR expenditure shall be 2% to 3% (Subject to minimum of ₹ 3 Crores) of such Net Profit. Accordingly, Port has made a provision of ₹ 3 Crores during 2022-23 as follows:

(₹In Crores)	
Particulars	Amount
Opening Balance as on 01.04.2022	4.19
Less : - Expenditure incurred during FY 2022-23	
a) Construction of new building for Harbour primary school, Tuticorin	1.36
b) Financial Assistance for creation of a state-of-the-art interpretation centre for Vallanadu Blackbug Sanctuary in Thoothukudi District	0.41
c) Forest, Environment and Climate Change-Gulf of Mannar Marine National Park and Biosphere Reserve Trust-Ramanathapuram Wildlife Division-voluntary contribution invited from CSR Funds	0.23
d) Others	0.14
Total - A	2.14
Additions :-	
Provisions for made for FY 2022-23 (2 % of ₹ 136.81 Cr. subject to Minimum of ₹ 3 Crore)	3.00
Total – B	3.00
Closing Balance as on 31.03.2023	5.05

h. Grant in Aid

₹ 10.00 Crores grant have received during the Financial year 2022-23 towards second and final installment for the project of Construction and Widening of Korampallam Surplus Course Bridge during 2020-21 as against Port's request for grant of ₹ 20.85 crores. Further, during the Financial Year 2015-16, the then Ministry of Shipping had been sanctioned a Grant for Capital Dredging is ₹ 224.01 crores. Out of ₹ 224.01 crores, ₹ 223.65 crores has been released till 31.03.2022 and balance ₹ 0.36 crores is yet to be received from the Ministry.

- i. An amount of ₹ 1,73,26,000/- has been remitted by M/s. Green Star Fertilizer Ltd., Tuticorin (the H1 bidder) for Liquid storage Tank constructed by M/s.

Chemplast Tank Farms and as per the order of Hon'ble High Court, the amount remitted has been deposited in Escrow Account with Indian Overseas Bank and the case is still sub judice.

- j. As per the directions of the then Ministry of Shipping, Port has entered in to a SPV formed for the purpose of Development of Kanyakumari Port as M/s. Kanyakumari Port Limited with 40% Share, where Chennai port and Kamarajar Port Erstwhile Ennore Port are also shareholders at 40% and 20% share respectively. Port has made an investment of ₹ 2.00 lakhs as Share Capital. An amount of ₹ 14.87 Crores incurred towards various purposes for development of new Port which is reimbursable by Ministry or M/s. Kanyakumari Port Limited.
- k. Contingent liabilities not provided for in the Books of Accounts, owing to uncertainty in nature and which are disputed, are as follows;
- i. The demand from Tamil Nadu Government towards Seignorage Fees ₹ 1.18 crores and the interest demand of ₹ 5.39 crores has not been provided, since it is considered as non payable & exempted for Port.
 - ii. The cases filed by M/s. Tamilnadu Water Supply & Drainage Board, M/s. Eco Protection Pvt. Ltd., M/s. Flemingo Duty Free Shop, M/s. Jan De Nul Pvt. Ltd., M/s. P. Vetrivel & Dinakaran, M/s. Seaport Logistics, etc., has an overall liability and all the cases are pending before various legal forums for disposal. The details of cases have been enclosed as **Annexure I**.
 - iii. No provision is considered for disputed Income Tax and Service Tax demands which are under appeal proceedings before various Authorities based on the legal opinions since these demands are not sustainable in law (**Annexure –II**).
 - iv. Erstwhile Service Tax Department filed a case against K.Pushpakumar, a contract Marine Pilot for Nonpayment of Service Tax in which VOC Port has also been made a Party, which at present is sub judice and the implication cannot be quantifiable.
 - v. Service related cases are pending before various forum of the Court of Law, challenging appointments, promotion, seniority, MACP, regularization, TA&DA, etc., and in certain cases, Port has been made as Garnishee on the loan obtained by the Port employees which is neither quantifiable nor has major bearing on the revenue /expenditure on the Port account, hence the same is not specifically stated.
 - vi. The claims of M/s. Dakshin Bharath Gateway Terminal (P) Ltd (DBGT) and VOC Port before the arbitration proceeding are as follows:

Claim by DBGT	Claim by Port
1. ₹ 2.13 crores on rebate in computing gross revenue	₹9.23 crores towards Liquidated Damage and
2. ₹ 14.85 crores on encashment of BG	₹5.13 crores towards Revenue share
3. Reduction in the revenue share	
4. Interest on the above amount at SBI PLR plus 2%, amounting to ₹ 4.7 crores	

The arbitration tribunal has rejected the claim of both the parties resulted that the award was partially in favor of Port. Against the ibid arbitration award, DBGT has filed an appeal before the Hon'ble High Court of Madras vide No:OSA(CAD)/57/2022 AND CMP 7599/2022 and the Hon'ble High Court vide its Order dated 22.02.2022 has set aside the arbitration award with the observation that the claim for amendments to the Concession Agreement viz., Reduction of Revenue Share and consequent to change in law, is a live issue and it is open to the Petitioner to institute de novo arbitral proceedings. The said direction has been challenged by the Port before the Division bench of the Hon'ble High Court of Madras.

In this connection M/s. DBGT has filed a case, vide OSA(CAD)/57/2022 and CMP 7599/2022, with a request to reduce Revenue Share from 55.19% to 45.30% and to extend the date of CoD and Concession Period. In the Hearing held on 26.04.2022, Hon'ble Madras High Court Division (Bench) granted interim stay for the order Dt .22.02.2022 issued by Hon'ble High Court of Madras. The case is yet to be listed for hearing.

vii. (a) The issue on payment of Royalty as per the License Agreement was challenged by M/s PSA SICAL Terminal Ltd., (PSA SICAL) before the Hon'ble Supreme Court of India, which was ordered in favor of Port on 28.07.2021 by setting aside the arbitration award as perverse in nature. In continuation to the ibid Order of the Apex Court, show cause notice was issued for non-adherence to the terms of License Agreement and subsequently Termination Notice was also issued. The issuance of termination notice was challenged at Hon'ble Supreme Court through Writ Jurisdiction and the matter is under subjudice.

(b) Consequent to the Order dt.7.6.2022 passed by Hon'ble High Court of Madras in WA No.227 & 229 of 2022, in connection case filed by PSA Sical Terminal limited against The Board of Members of VOC Port, VOC Port encashed the Bank Guarantee furnished by PSA SICAL, for an amount of ₹ 62,01,90,000/- against the Royalty dues for the period from 15.7.2021 to 28.2.2019. Subsequently PSA SICAL, filed an

application against the encashment of Bank Guarantee and Arbitral Tribunal vide order dt.2.8.2022 directed VOC Port to deposit the sum of ₹ 62,01,90,000/- in a separate account of Fixed deposit in the name of VOC Port with Canara Bank, Harbour branch. Accordingly, VOCPA deposited the amount of ₹ 62,01,90,000/- in FD at Canara Bank. The originals of FD receipts were handed over to the Presiding Arbitrator to be retained in his custody until further orders. The Final Award Arbitral Tribunal may deal with the Fixed deposit along with the interest accrued thereon.

(c) In addition to the above, PSA SICAL has also filed appeals at various legal authorities (**Annexure – III**) and in one of the cases, as per Interim Orders previously passed by Hon'ble High Court of Madras, PSA SICAL is paying Royalty @ ₹ 1.50 Crores per month. Hence, Port has been accounted the royalty payment @ ₹ 1.50 crores per month in compliance to the Order of Hon'ble High Court of Madras, Madurai Bench, though royalty payable as per agreement is different.

I. Amounts not considered in Books of Accounts as income due to its uncertainty in nature. The details are as follows:

- i. Port has entered agreements with various firms on several kinds of project. In that, some firms have approached various legal forums on the issues like encashment of Bank Guarantee; deduction of Liquidated Damages & TDS; claim on differential amount; royalty charges, etc. The amount involved in the same cannot be included in the book of accounts as it is disputed and uncertain in nature. Such cases details are enclosed as **Annexure IV.**
- ii. The License Fee / Lease rental income receivable which are disputed due to court cases being subjudice are not accounted as income in books of accounts. Similarly, the MGT dues of those parties for which the agreement has not been executed and disputed has not been accounted owing to its uncertainty.
- iii. A case on Regional Provident Fund Commissioner against the belated transfer of the then TPT CHLP subscribers GPF balance upto 31.12.2002 along with interest has been filed before Madurai bench of Hon'ble High Court of Madras. As per the Judgment dated 18.12.2019, EPFO had been requested to pay ₹ 20,46,41,319/- towards interest apart from Principal of ₹ 62,426/- and interest thereon of ₹ 1,92,60,554/- Total amount receivable from EPFO is ₹ 22,39,01,873/- comprising of Principal of ₹ 34,22,967/- and interest of ₹ 22,04,78,906/-. Consequent on issue of Contempt notice, EPFO has released an amount of

₹ 5,25,25,616/- towards interest quoting the Hon'ble High Court orders dated 16.03.2012 to pay the interest on the amount kept by this Department as per the rate of interest charged in case of default and as per provisions laid down under Sec. 7(Q) of the Act, i.e., at Simple Interest. Accordingly, the revised balance dues receivable from EPF Organization has been worked out at ₹ 3,70,06,721 /- for which EPF Organization has denied and the same is under persuasion.

- m.** Obsolete assets are identified, survey reported and disposed off by auction. On completion of disposal, the same shall be removed from the Block of Assets duly identifying the same.
- n.** The work of Physical Verificaion of Fixed Assets has been awarded to M/s. JN Gupta & Co., Chartered Accountants, through Tender process, and the Consultant firm has confimed that, the Physical Verification of Fixed Assets has been completed and the data has been shared to the Concerned Department Nodal Officers for confirmation. On confirming the draft Report and hence, receipt of final reports from M/s. J N Gupta & Co., is still pending.
- o.** The Physical verification of Investments, Inventories and Tools & Plants are being done annually.
- p.** Wherever considered necessary, the figures have been re-grouped/rearranged for comparison /presentation purposes including previous year figures.

Cases Filed against Port and pending before various Forums

Annexure I

Sl. No	Party Name	Case Ref No.	Brief of the case	Amount Involved	Level of Court	Advocate Name Shri/Smt.	Last hearing and status of the case
1.	TWAD Board	Appeal for OS 768 & 865 /2013 - CMP No. 1252/2020 & OSA /30/2020 CMP No. 587/2020	Payment of differential water charges on change of category of Port as a user by TWAD Board and Port has challenged the change of category of price charging.	₹ 13.81 crores	Hon'ble High Court of Madras	Yaswanth. S	Hon'ble High Court of Madras vide Order dated 27.01.2020 has directed for payment of ₹ 10 Crores within a period of four weeks and the said amount was paid by the Port. The case was listed on 08.03.2022 and not came up for hearing.
2.	ECO Protection Engineers	WP(MD) No. 20483 of 2016	Claiming payment for STP unit build, operate and maintenance consideration as per tender	₹ 0.33 Crore	Hon'ble High Court of Madras, Madurai Bench	Yaswanth. S	The case was listed on 19.04.2023 and later on 24.04.2023 waiting for outcome.
3.	Flemingo Duty Free shop	EP No. 2 of 2021 filed by M/s. Flemingo. & CMA(MD) 462& 463 of 2021 and CMA(MD) 4036 of 2021	Ferry Service operation was entrusted to M/s Flemingo Duty Free Shop during 2012. The firm has claimed an amount of Rs.8 crores (approximately) towards BG encashment and LD recovered by Port.	₹ 21 crores Approx..	District Court of Thoothukudi & High Court of Madras, Madurai Bench	P.S. Sundaram & Veera Kathiravan, Sr.Counsel., S.Arivuchandran, L A	Last hearing was held on 26.04.2023. (An amount of ₹ 5.22 Crores towards deposit 1/3rd of the award amount in the Hon'ble Principal District Court, Tuticorin to activate the interim stay for the case No. EP. No.02/2021 in AROP.No.143/ 2015 & 173/2016 & Appeal case C.M.P (MD) No.4063 of 2021 in CMA(MD) No.462/2021 & 463/2021)
4.	Jan de nul	SLP(C) no.8803/2021	M/s Jan De Nul Dredging India Pvt Ltd has invoked the arbitration clause and claimed for Rs.258.82 crores for the pending payment on the executed project of Deepening of the channel and Basin to cater to 12.80m draught vessels at V.O. Chidambaranar	₹ 14.66 crores plus interest	Hon'ble Supreme Court of India	Mohan Raju	Appeal before the Single Judge of Hon'ble High Court of Madras and the Single Judge confirmed the order of the Tribunal. In response, Port has filed Second appeal before the Division bench of the Hon'ble High Court of Madras, wherein vide order dated 28.02.2020 has directed the Port to pay ₹ 30 crores and on further

Sl. No	Party Name	Case Ref No.	Brief of the case	Amount Involved	Level of Court	Advocate Name Shri/Smt.	Last hearing and status of the case
			Port and with other issues like reimbursement of custom duties, fuel escalation, wharfage dues, idle time charges, soil condition in approach channel.				arguments the Hon'ble High Court has passed the order in Case No. OSA No. 101/2020 by disposing on 15.03.2021 with the observation that the claim no.7 (Contractors Equipment idle due to the Port failure to provide possession of and access to site) was ordered in favor of Port. Against the said order, M/s Jan De Nul has filed a Special Leave Petition challenging the order of the Hon'ble High Court of Madras. Last hearing was made on 10.04.2023 and next hearing to be held after 4 weeks. Port has filed counter affidavit for the same.
5.	P. Vetrivel & Dinakaran	CP (No) 135/1992 & CP (No) 155/1992	Calculation of piece rate incentive correctly as did before 1.1.2000	Amount not quantifiable	Labour Court, Tirunelveli	P.S. Sundaram	The case was listed for hearing on 27.04.2023 wherein the cross examination of both the parties were done and Next hearing was scheduled on 17.05.2023.
6.	Chemplast Sunmar	OP no. 58 of 2017	Dispute on the payment of Lease rent and MGT dues to the Port. Port has deducted the same from the Asset valuation cost deposited to the Port. In this regard, the arbitration was initiated and award was in favor of M/s Chemplast Sunmar and the same is	₹ 1.73 Crore with @15% interest per annum.	Principle District Judge, Tuticorin	P.S. Sundaram	The case is further posted for hearing on 01.07.2023

Sl. No	Party Name	Case Ref No.	Brief of the case	Amount Involved	Level of Court	Advocate Name Shri/Smt.	Last hearing and status of the case
			challenged by Port in District Court.				
7.	VOCPA vs DBG	OSA(CAD)/57/2022 AND 7599/2022	To reduce revenue shares to 45.30% from 55.19% and extend date of COD and concession period	Amount not quantifiable	Hon'ble High Court of Madras, Madurai Bench	Yaswanth. S	In the Hearing held on 26.04.2022, Hon'ble Madras High Court Division (Bench) granted interim stay for the order. Dt. 22.02.2022 (issued by Hon'ble High Court of Madras). The case is yet to be listed for hearing.

TAX DEMANDS

1. INCOME TAX

Annexure - II

Sl. No	Last Letter No. and date	Order Ref	Brief of the Case	Assessment Year	Tax Demand	Present Status
1	Appeal filed before Commissioner (Appeals) on 30.01.2018. Notice for dt:19.11.2019 for Personal Hearing on 27.11.2019.	Order U/s 143(3) rws 147 dt.28.12.2017 by the DCIT Circle-I, Tuticorin.	The issue involved in this case is validity of reopening the assessment, allowability of depreciation and Pension payments.	2011-12	₹ 9.06 Crores	Personal Hearing attended by Port and made Written submissions before the Commissioner(Appeals), the Pronouncement of Order is awaited. (The Work entrusted to M/s.Thomas Fernando & Co. Chartered Accountants)

2. SERVICE TAX

Sl. No	Last Letter No. and date	Order Ref	Brief of the Case	Tax Demand	Present Status
1.	Order of Appeal No.417/2018 dt.19.11.2018	O-i-O No.06/JC/ST/2015 dated 13.1.2015	Port filed Writ Petition before High Court against 06/JC/ST/2015 for Short payment of Service Tax by Incorrect Rate of Service Tax -FY 2004-05.	₹ 0.15 Crores	The Hearing before Hon'ble High Court of Madras(Madurai Bench) Posted from time to time and attended by M/s. Lakshmikumaran & Sridharan Attorney's. Further Hearing/verdict awaited.
2.	Order of Appeal No.418/2018 dt.19.11.2018	O-i-O No.02/JC/ST/2015 dated 27.2.2015	Port filed Writ Petition before High Court against 02/JC/ST/2015 against demand of Service Tax on Cleaning Charges Collected by the Port.	₹ 0.15 Crores	
3.	I.A. No. 7080 OF 2022 Order dt:26.08.2022	CESTAT order No:41663-41664 dt:04.12.2017	Non-payment of Service Tax on Royalty Charges collected from M/s.PSA Sical Private Ltd. At present, Appeal pending before Hon'ble Supreme Court of India.	₹ 5.77 Crores	As per the Supreme Court directions,(Vide Order dt:26.08.2022), Port has remitted the disputed tax excluding Interest & Penalty, Service tax for extended Period, of ₹ 3.93 Crs. as deposit and further Hearing awaited. (The Work entrusted to M/s.Lakshmikumaran & Sridharan Attorneys).
4.	SCN 02/2017 dated 11.02.2017	O-i-O MDU-ST-COM-02/2019 dated 30.04.2019	Demand of Service Tax for as per Audit paras raised by the Audit conducted by Service Tax Department for FY 2012-13, 2013-14 and 2014-15 in respect of payment of Service Tax under RCM on Works Contract, Railway Payments, Water & Electricity	₹ 5.12 Crores	Appeal Pending before CESTAT, Chennai. The Hearing yet to be Posted.

2. SERVICE TAX

Sl. No	Last Letter No. and date	Order Ref	Brief of the Case	Tax Demand	Present Status
			Charges and Differential Estate rental and Differential value of Service Tax on Revenue-CHD Division.		(The work entrusted to M/s.A.John Moris & Co., Chartered Accountants)
5.	SCN 23/2019 dt:19.04.2019	Order in Original 03/2020 dt:28.02.2020	Directorate General of GST Intelligence, Chennai issued Show cause notice dated 19.4.19 in respect of Non-payment of Service Tax on Royalty receivable from PSA Sical and Rent receivable from M/s.TANGEDCO(TTPS) and Other Lessee's which are under dispute. Commissioner(Adjn) has passed an Order dt: 28.02.2020 for Service Tax demand of Rs.77.81 Crores and Port has filed an Appeal before CESTAT, Chennai.	₹ 77.81 Crores	Appeal Pending before CESTAT, Chennai. The Hearing yet to be Posted. (The Work entrusted to M/s.Lakshmikumaran & Sridharan Attorneys)
6.	OIA No.26/2022 dt:27.05.2022	O.I.O 01/JC/ST/2021 dt:03.02.2021	Audit conducted by Service Tax department in respect of CENVAT Credit for the Period of Tran 1-April 2016 to June 2017. The issue involved are demand of Service Tax on Input Tax Credit taken for M/s.Jan de Nul dredging Payments and reversal of Service Tax paid on M/s.INS Kattabomman, as Input Tax Credit.	₹ 0.92 Crores	Appeal Pending before CESTAT, Chennai. The hearings yet to be Posted. (The Work entrusted to M/s.J.Thomas Fernando & Co., Chartered Accountants)
7.	DIN 20210259XO00 00270832 dt:25.02.2021 from Joint Commissioner, Tirunelveli	O-i-O 16/JC/ST/2021 dt:30.09.2021	Demand of Service Tax under Reverse Charge Mechanism on Rent a Cab and Man-Power supply for the Period October 2015 to June 2017 treating Port as "Body Corporate", as against "Autonomous Body under Ministry of Ports. Shipping & Waterways, Government of India".	₹ 1.47 Crores	Port has preferred Appeal against Order of Joint Commissioner dt:30.09.2021 before Commissioner (Appeals), Madurai. Further, hearings awaited. (The Work entrusted to M/s.A.John moris & Co., Chartered Accountants)
8.	Show Cause Notice 03/2020- ST dt:29.12.2020	OIO-MDU-ST- COM-23-2021 dt:23.12.2021	Short payment of Service tax on services provided & Received by Port under Reverse Charge basis (Oct 2015 to June 2017) treating Port as "Body Corporate", as against "Autonomous Body" under Ministry of Ports. Shipping & Waterways, Government of India.	₹ 4.02 Crores	Port has filed an Appeal before CESTAT, Chennai. The hearings yet to be Posted. (The Work entrusted to M/s.Lakshmikumaran & Sridharan attorneys, Chennai)
Total				₹ 95.41 Crores	



Appeals filed by M/s. PSA Sical Terminals Limited

Annexure III

Sl. No.	Party Name	Case Ref No.	Brief of the case	Amount Involved	Level of Court	Advocate Name	Last hearing and status of the case
1.	PSA Sical Terminals Ltd.,	WMP No. 17399 of 2019 in WP No. 3851/2010	To set aside the TAMP Orders for revision of rates	Amount not quantifiable	Hon'ble High Court of Madras, Madurai Bench	Yaswanth. S	Initially the petition was withdrawn by the Petitioner and subsequently filed Misc. Petition on 13.08.2019 for restoration. The case is yet to be listed.
2.	PSA Sical Terminals Ltd.,	Application No.4127 of 2015 in O.P.389/2014	To withdraw the balance 3Cr amount deposited in Hon'ble High Court of Madras.	₹ 3.00 Crores	Hon'ble High Court of Madras, Madurai Bench	Yaswanth. S	Yet to be listed Since Supreme Court set aside the Tribunal Award, Port proposed to withdraw the Rs.3 crores. Sr. Counsel advised to take action after the disposal of SLP filed by M/s.PSA SICAL before the Hon'ble Supreme Court.
3.	PSA Sical Terminals Ltd.,	Arbitration	Strengthening of the berth, not to pay MGT and not to deduct BG	Amount not quantifiable	Hon'ble High Court of Madras, Madurai Bench	Yaswanth. S	Final hearing completed on 19.02.2023. The case is reserved for passing the Award.
4.	PSA Sical Terminals Ltd.,	SLP(C) 10636 & 10637 / 2022	Writ appeal filed Challenging the order dated:07.06.2022 of Hon'ble High Court of Madras in connection with challenging the OM dated 11.11.2021 of Ministry of Ports, Shipping and Waterways disbanding the committee constituted for the settlement of PSA Disputes in all Major Ports along with order claim of Port	Amount not quantifiable	Hon'ble Supreme Court	Mohan Raju	The case was posted for hearing on 17.06.2022 and the Hon'ble Supreme Court directed to maintain status quo Subsequently, in its hearing held on 01.12.2022, the Hon'ble Supreme Court directed the Ministry to file the counter Affidavit and accordingly the Minutes has been filed on 28.01.2023. The case is listed for hearing on 25.07.2023.



Appeals filed by M/s. PSA Sical Terminals Limited

Annexure III

Sl. No.	Party Name	Case Ref No.	Brief of the case	Amount Involved	Level of Court	Advocate Name	Last hearing and status of the case
			termination order dated:07.06.2022 has been dismissed by the Hon'ble High Court of Madras vide Order Dt:07.06.2022				

Claim on charges of Penal Berth Hire & Railway Siding, BG, LD, TDS, etc.,

Annexure IV

Sl. No.	Party Name	Case Ref No.	Brief of the case	Amount Involved	Level of Court	Advocate Name	Last hearing and status of the case
1.	Seaport Logistics	CMA(MD) 472 of 2022	Port enchased the BG for an amount of Rs.3.53 crores towards shortfall in availability and with held an amount of Rs.1.20 crores towards shortfall in Revenue share.	₹ 4.82 Crores.	Hon'ble High Court of Madras, Madurai Bench	Yashwanth. S & Yashod Vardana	Hearing held on 06.06.2022. After hearing both sides, court granted interim stay for the Tuticorin Court Order Dt.15.02.2022. It is proposed to refer the dispute through Conciliation Settlement Committee (CSC), however the Licensee has not agreed for CSC. The Licensee has been once again requested for referring the dispute to CSC and reply is yet to be received.

2.	Vedanta Limited	WP(MD) NO. 13795 of 2016	Challenging the demand notice issued for payment of short levy on thermal coal imported for power plant	₹ 2.00 Crores	Hon'ble High Court of Madras, Madurai Bench	A.Arivuchandran	Last hearing held on 20.04.2023, wherein the Parawise comments and action to list the case for next hearing in process.
3.	Mukand Ltd.,	OS/103/2015	Claiming the contract consideration on contractor employee's account instead of the depositing in the contractor's account	₹ 1.38 Crore & subsequent Interest at the rate of 12% per annum	Additional District Court, Tuticorin	P.S. Sundaram	Counters submitted on 27.01.2016 to main suit (OS103) & Counter for (IA130), giving permission to file separate suit, after submitting IT assessment. M/s.Mukand Ltd submitted the reply on 5.04.16. Rejoinder to reply submitted on 30.05.16. Draft issues of Port submitted on 27.01.2017. For IA 130, The case listed for hearing on 05.12.2022. Last hearing held on 18.04.2023. Next trial scheduled on 28.06.2023.
4.	Tuticorin Ship Agents Association	WP(MD) No. 6366 of 2017	Challenging the trade notice issued on penal berth hire charges	Amount not quantifiable	Hon'ble High Court of Madras, Madurai Bench	Neelaveni.V	Yet to be listed for hearing
5.	PSTS Logistics & Sea Port	WP(MD) No. 25484 of 2018 & 25485 of 2018	Challenging the revision of railway siding charges and retrospective demand	₹ 0.37 Crores	Hon'ble High Court of Madras, Madurai Bench	A.Arivuchandran	Yet to be listed for hearing

6.	Hari & Co	WP(MD) No. 3965 of 2020	Challenging the revision of railway siding charges and retrospective demand	₹ 0.04 Crores	Hon'ble High Court of Madras, Madurai Bench	Lajapathi Roy	Yet to be listed for hearing
7.	Gac Shipping India Pvt. Ltd	WP(MD) 19160-63 OF 2017	Challenging the penal berth hire charges retrospectively	Amount not quantifiable	Hon'ble High Court of Madras, Madurai Bench	A. Arivuchandran	Yet to be listed for hearing
8.	Raja Agencies Through Its Partner, D.Devaraj	WP(MD) No.5988 of 2020	Challenging the revision of railway siding charges and retrospective demand	₹ 0.10 Crores	Hon'ble High Court of Madras, Madurai Bench	A. Arivuchandran	Yet to be listed for hearing

NOTES TO PROFIT AND LOSS ACCOUNT

Various items of Income and Expenditure:

- 1) The details of income and expenditure are available in Schedules annexed to the Profit and Loss Account for the years ended 31.03.2023 and 31.03.2022.
- 2) The amount provided for depreciation, renewals, or diminutions in value of Fixed Assets are furnished in the Schedule 3 to the Balance Sheet.
- 3) There is no instance of any asset not provided for depreciation during the year with respect to the policy of providing Depreciation of Assets in use for more than 30 days.
- 4) For the Financial Year 2022-23, provision for taxation is made for ₹ 130.98 Crores after considering the WDV balance as per the Tax Audit Report and Tax returns for the FY 2022-23, thereon.
- 5) Liabilities provided for specific outstanding in the Books of Accounts on provisional basis, whereas Contingencies are not specific commitments and hence, not provided for.
- 6) Appropriations to the Two statutory Reserves viz., Fund from Replacement, Rehabilitation and Modernization were made @ 3% of the Capital employed during the year. Capital employed has been taken as Net Fixed Assets and Net Current Assets as reported in the Balance Sheet.
- 7) **Expenditure incurred on specified heads:**
A statement showing the total Expenditure on various specified heads are made available in the Additional Schedule annexed to the Profit and Loss account as **Appendix**.
- 8) **Income from Investments:**

The total interest earned on investments for the year 2022-23 is ₹ 70.23 Crores.
- 9) No Dividend received from subsidiary companies during the accounting year.
- 10) **Amount paid /payable to Auditors:**
A claim of ₹ 58.96 lakh was received for the Financial Year 2021-22 and paid to C&AG during the Financial Year 2022-23. A provision of ₹ 60.00 lakhs have been made for Financial year 2022-23.
- 11) The value of total purchase of stores and materials made on capital account but not included in the capital account is Nil.
- 12) The accounting policies followed for preparation of Balance Sheet and Profit & Loss Account are given in the Notes on Accounts appended to Annual Statement of Accounts for the year 2022-23.

- 13) The earnings on foreign exchange is NIL. However, rates for certain ship related services are fixed in US\$ rates but collected in equivalent Indian Rupees Income received on US\$ denominated tariff during 2022-23 is ₹ 232.85 Crores.

14) **Quantitative Information:**

- i) Installed capacity of the Port: 95 MTPA.
ii) Quantity of Cargo handled by Port is 38.04 MTPA.

15) **Details of Staff Strength:**

Category wise Actual strength of employees of Board as on 31st March 2023 are furnished hereunder:

Sl. No	Particulars	Operational Depts.	Engg. Depts.	Admn. Depts.	Total
I	Number of Employees	(In Nos)			
	Actual Strength				
	Port	188	93	91	372
	CHD	104			104
	Total	292	93	91	476
II	Salaries and Wages	(₹ in crores)			
	Expenditure on salaries including wage arrears, overtime, PLR and EL encashment	44.23	13.74	12.20	70.18



भारतीय लेखापरीक्षा एवं लेखा विभाग
प्रधान निदेशक वाणिज्यिक लेखापरीक्षा का कार्यालय, चेन्नै
Indian Audit and Accounts Department
Office of the Principal Director of Commercial Audit, Chennai

No. PDCA/CA-II/VOCPA-SAR /4-71/2023-24/253

Date: 29.09.2023

To

The Secretary,
Ministry of Shipping,
Transport Bhawan,
No.1 Parliament Street,
New Delhi 110 001.

Sir,

Sub: **Separate Audit Report on the accounts of V.O. Chidambaranar Port Authority for the year ended 31 March 2023 - Regarding.**

I forward herewith the Separate Audit Report on the accounts of V.O. Chidambaranar Port Authority, for the year ended 31 March 2023.

A copy of the Audit Report and the Accounts as presented to Parliament may be sent to this office and four copies thereof may be sent to the Director General (Commercial-I), O/o the Comptroller and Auditor General of India, Pocket 9, Deen Dayal Upadhyaya Marg, New Delhi 110 124.

The dates of presentation of the Accounts and Audit Report to Parliament may kindly be intimated to this office.

The receipt of this letter with enclosures may be acknowledged.

Yours faithfully,

(Sd)

(S. Velliangiri)
Principal Director of Commercial Audit

Encl: Copy of Separate Audit Report.

इंडियन ऑयल भवन, स्तर 2, 139, महात्मा गांधी मार्ग, चेन्नै - 600 034
Indian Oil Bhavan, Level - 2, 139, Mahatma Gandhi Road, Chennai - 600 034
Tel. : 044-28330147 Fax : 044-28330142/45 e-mail : pdcachennai@cag.gov.in

Endorsement No. PDCA/CA-I/VOCPA-SAR /4-71/2023-24/254

Date: 29.09.2023

Copy of the Separate Audit Report along with Annexures on the accounts of VO Chidambaranar Port Authority for the year 2022-23 is forwarded to the Chairman, V.O. Chidambaranar Port Authority Tuticorin for placing the same before the Authority and the adoption/consideration of audited accounts by the Authority may be intimated. A copy of the Hindi version of the Accounts, Annual Report and the Accounts as presented to Parliament may be sent to this office and four copies thereof may be sent to the Director General (Commercial-I), O/o the Comptroller and Auditor General of India, Pocket 9, Deen Dayal Upadhyaya Marg, New Delhi 110 124.

S. Velliangiri
(S. Velliangiri)

Principal Director of Commercial Audit, Chennai

Place: Chennai
Date: 29.09.2023

**SEPARATE AUDIT REPORT OF THE COMPTROLLER & AUDITOR GENERAL
OF INDIA ON THE ACCOUNTS OF V.O. CHIDAMBARANAR PORT AUTHORITY
FOR THE YEAR ENDED 31 MARCH 2023**

We have audited the attached Balance Sheet of V.O. Chidambaranar Port Authority (Erstwhile V.O. Chidambaranar Port Trust), Tuticorin as at 31 March 2023 and the Profit & Loss Account for the year ended on that date under Section 19(2) of the Comptroller & Auditor General's (Duties, Powers & Conditions of Service) Act, 1971 read with Section 44 of the Major Port Authorities Act, 2021. These financial statements are the responsibility of the VO Chidambaranar Port Authority's management. Our responsibility is to express an opinion on these financial statements based on our audit.

2. The separate Audit Report contains the comments of the Comptroller & Auditor General of India (CAG) on the accounting treatment only with regard to classification, conformity with the best accounting practices, accounting standards and disclosure norms, etc. Audit observations on financial transactions with regard to compliance with the Law, Rules & Regulations (Propriety and Regularity) and efficiency-cum-performance aspects, etc., if any are reported through Inspection Reports/ CAG's Audit Reports separately.

3. We have conducted our audit in accordance with auditing standards generally accepted in India. These standards require that we plan and perform the audit to obtain reasonable assurance about whether the financial statements are free from material misstatements. An audit includes examining, on a test basis, evidences supporting the amounts and disclosure in the financial statements. An audit also includes assessing the accounting principles used and significant estimates made by management, as well as evaluating the overall presentation of financial statements. We believe that our audit provides a reasonable basis for our opinion.

4. Based on our audit, we report that:

- i. We have obtained all the information and explanations, which were necessary for the purpose of our audit, other than the basic records of M/s PSA SICAL Terminal Limited, M/s ImcolaCrane Company Private Limited, M/s Seaport Logistics Private Limited, M/s Dhakshin Bharath Gateway Terminal (P) Limited (DBGT Pvt. Ltd), M/s NLC Tamil Nadu Power Limited (NTPL), M/s Tuticorin Coal Terminal Private Limited (TCTPL) & M/s Chennai Radha Engineering Works Pvt. Ltd. The Balance Sheet and Profit and Loss Account dealt with by this report have been drawn up in the format approved by the CAG under Section 44 of the Major Port Authorities Act, 2021;
- ii. In our opinion, proper books of accounts and other relevant records have been maintained by the VO Chidambaranar Port Authority as required under Section 44 of the Major Port Authorities Act, 2021 in so far as it appears from our examination of such books.

We further report that:

A.	Balance Sheet
1.	<p>Fixed Capital Assets (Schedule 3) Land - ₹24.69 crore</p> <p>The above does not include the value of land possessed by the Port as its own land which was not surveyed. In the absence of valuation and reconciliation of this un-surveyed land, the figure shown under the head 'Land' does not depict the correct book value of the land owned and under possession of the Port.</p> <p>A similar comment was also issued in the SAR for the year 2021-22.</p>
2.	<p>Fixed Capital Assets (Schedule 3) Wharves, Roads and Boundaries: ₹246.60 crore</p> <p>This includes ₹56.75 crore being the value of upgradation of coal jetty I & II including retrofitting works executed as a deposit work for Tamil Nadu Generation and Distribution Corporation Ltd. in 2019. As the assets do not belong to VO Chidambaranar Port Authority, capitalization of the same was incorrect which resulted in overstatement of Gross Fixed Assets, accumulated depreciation, and depreciation for current year by ₹56.75 crore, ₹3.03 crore and ₹0.76 crore respectively. Consequently, Sundry debtors, prior period profit and current year profit were understated by ₹56.75 crore, ₹2.27 crore and ₹0.76 crore respectively.</p>
3.	<p>Investments – Long term Investments (Schedule 4) Shares, Debentures or Bonds Equity Contributions – Sethusamudram Corp Ltd. : ₹50 crore</p> <p>Sethusamudram Corporation Ltd. which stopped the operations from 2007 and is in the process of winding up. An amount of ₹50 crore being equity contribution in the company required to be provided for impairment of the investment in view of doubtful recovery of the invested amount.</p> <p>This resulted in overstatement of 'Investments' and understatement of 'Provisions' by ₹50 crore. The profit for the year is overstated to that extent.</p>
B.	PROFIT AND LOSS ACCOUNT
4.	<p>Finance and Miscellaneous Expenditure (Schedule 16) Bank Charges and Other Misc. Expenditure: ₹0.44 crore</p> <p>VO Chidambaranar Port Authority did not accounted liability of ₹3.46 crore for interest due to Tebma Shipyard (Udupi Cochin Shipyard Limited) based on orders of High Court of Madras with respect to an old payment dispute with Temba Shipyard.</p> <p>Non-creation of the liability resulted in understatement of 'Finance and Miscellaneous Expenditure' and overstatement of profit by ₹3.46 crore.</p>
C.	Notes to Accounts - Nil audit comments on the notes to accounts.
D.	Grants in Aid
	<p>Opening Balance of Grants-in-aid received was Nil. During 2022-23, ₹10 crore was received as Grants-in-aid and closing Balance as on 31.03.2023 is nil subsequent to utilisation of the Grants-in-aid.</p>

E.	Management Letter
	Deficiencies which have not been included in Audit Report are brought to the notice of the Chairman, VO Chidambaranar Port Authority, through a management letter to be issued separately for remedial/corrective action.

- (i) Subject to our observations in the preceding paragraphs, we report that the Balance Sheet and Profit and Loss Account dealt with by this report are in agreement with the books of accounts.
- (ii) In our opinion and to the best of our information and according to the explanations given to us, the said financial statements read together with the Accounting Policies and Notes on Accounts and subject to the significant matters stated above and other matters mentioned in Annexure –I to this Audit Report give a true and fair view in conformity with accounting principles generally accepted in India.
 - a) In so far as it relates to the Balance Sheet, of the state of affairs of the VO Chidambaranar Port Authority as at 31 March 2023; and
 - b) In so far as it relates to Profit and Loss Account, of the Profit for the year ended on that date.
- (iii) A review of Accounts showing the summarized financial results of the VO Chidambaranar Port Authority for the last three years is given in Annexure II.

For and on behalf of C&AG of India

S. Vellangiri

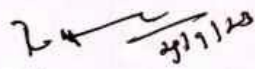
(S. Vellangiri)

Principal Director of Commercial Audit

Place: Chennai
Date: 29.09.2023

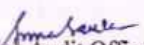
ANNEXURE I

Sl. No	SUBJECT
1.	Adequacy of Internal Audit Internal Audit work has been entrusted to a firm on 28.06.2021 for a backlog period of 30 months from October 2018 to March 2021. The same firm is continuing the work till date. Port has not placed Internal Audit Reports for the period October 2018 to March 2023 before the Board.
2.	Adequacy of Internal Control System Internal Control System is adequate in commensurate with the size of the Port.
3.	System of Physical Verification of Fixed Assets & Inventory The Physical verification certificates of Fixed Assets for the year 2022-23 was stated to have been completed and final report is awaited.
4.	System of Physical verification of Inventory The Physical Stock Verification was carried out during the year 2022-23.
5.	Regularity in payment of statutory dues The Port was regular in payment of statutory dues.


Director (CA)
2/3

ANNEXURE-II			
(Rs. in crore)			
I. FINANCIAL PERFORMANCE			
The following table summarizes the financial position of the VO CHIDAMBARANAR Port Authority at the end of each of the three years ending 31 March 2021, 2022 and 2023			
Particulars	2020-21	2021-22	2022-23
A.SOURCES OF FUNDS			
(i) Capital Reserves	1,663.18	1,663.18	1,663.18
(ii) Revenue Reserves	46.53	106.90	292.78
(iii) Statutory Reserves	358.85	435.22	512.86
(iv) Pension, Fund, Gratuity Fund, HBA, Spl. FMB (page no 2 of balance sheet)	0.26	0.27	0.28
(v) Corporate Socioal Responsibility	4.72	4.19	5.05
(v) Current Liabilities & Provisions	664.17	759.51	842.34
(vi) Deferred Tax Liability	234.61	247.29	260.04
Total (A)	2,972.32	3,216.55	3,576.53
B. APPLICATIONS OF FUNDS:			
Gross Block (from schedule 3 to Balance Sheet)	1,719.15	1,784.47	1,900.44
Less: Depreciation (from Balance Sheet liability side)	373.78	407.41	447.36
Net Fixed Assets	1,345.36	1,377.06	1,453.09
Work-in-Progress	131.37	113.30	38.12
Investments (from Balance Sheet)	859.16	1,070.96	1,402.10
Current Assets (from Balance Sheet)	636.43	655.24	683.23
Total (B)	2,972.32	3,216.55	3,576.53
C. Working Capital	- 27.74	-104.27	-159.11
D. Net Worth	2,068.82	2,205.57	2,469.10
E. Capital Employed	1,317.62	1,272.78	1,293.97
F. Return on Capital Employed (percentage)	8.31	10.75	20.46
Note:			
Working Capital represents Current Assets minus Current Liabilities & Provisions.			
Capital Employed represents Net Fixed Assets plus Working Capital.			
Rate of return represents percentage of net surplus (before appropriations) to Capital employed.			
Net worth represents Capital Reserves, Revenue Reserves and Other (Statutory) Reserves plus surplus/less accumulated deficits.			

		(Rs. in crore)		
II. Operating results				
Particulars	2020-21	2021-22	2022-23	
a) REVENUNE				
(i) Operating Income	549.52	596.81	736.92	
(ii) Non-Operating Income	53.69	57.71	83.57	
TOTAL (a)	603.21	654.52	820.49	
b) EXPENDITURE				
(i) Operating Expenditure	227.90	246.38	304.63	
(ii) Non-Operating Expenditure	206.61	198.04	107.34	
TOTAL (b)	434.51	444.42	411.97	
c) Net Surplus (before tax) = (a) - (b)	168.70	210.10	408.52	
d) Less: Provision for deferred tax liability	14.21	12.68	12.75	
Provision for Income Tax	44.96	60.61	130.98	
TOTAL (d)	59.17	73.29	143.73	
e) Net Surplus (after Tax) = (c) – (d)	109.53	136.80	264.79	
Add: Amount transferred from Reserve Funds				
f) Total Amount available for appropriation	109.53	136.80	264.79	
g) Less: Transfer to Reserve Funds etc.	79.71	76.98	78.30	
h) Less: Surplus transferred to General Reserve	29.82	59.83	186.49	
i) Percentage of Net Surplus to (After tax)				
(i) Operating Income	19.93	22.92	35.93	
(ii) Net fixed Assets	8.14	9.93	18.22	
(iii) Net Worth	5.29	6.20	10.72	
j) Ratio Analysis (Liquidity and Solvency)				
(i) Percentage of Current Assets to Current Liabilities	95.82%	86.27%	81.11%	
(ii) Percentage of Quick Assets to Current Liabilities	1.63%	0.74%	1.14%	
(iii) Percentage of Sundry Debtors to Operating Income	22.89%	15.94%	17.44%	


Senior Audit Officer/CA-II

V.O.CHIDAMBARANAR PORT AUTHORITY
Action Taken Notes / Reply to Separate Audit Report for the year 2022 - 23

Sl. No	Audit Comments	Action Taken
A	Balance Sheet	
1	Fixed Capital Assets (Schedule 3) Land – ₹ 24.69 crores <p>The above does not include the value of land possessed by the Port as its own land which was not surveyed. In the absence of valuation and reconciliation of this un-surveyed land, the figure shown under the head “Land” does not depict the correct book value of the land owned under possession of the Port. A similar comment was also issued in the SAR for the year 2021-22.</p>	<p>VOCPA has incurred the expenses only towards the payment of survey fees. Hence, the value reflected in the fixed Assets Register is related to entire land, either having survey number or not. However, consequent on allotment of survey numbers, the total extent of land will be indicated in the Fixed Assets register. Further, the necessary details will be disclosed in the Notes to account from 2023-24 onwards.</p>
2	Fixed Capital Assets (Schedule 3) Wharves, Roads & Boundaries– ₹ 246.60 Cr <p>This includes ₹ 56.75 crore being the value of Upgradation of Coal Jetty I & II including retrofitting works executed as a deposit work for Tamil Nadu Generation and Distribution Corporation Ltd. in 2019. As the assets do not belong to V.O.Chidambaranar Port Authority, capitalization of the same was incorrect which resulted in overstatement of Gross Fixed Assets, accumulated depreciation and depreciation for current year by ₹ 56.75 crore, ₹ 3.03 crore and ₹ 0.76 crore respectively. Consequently, Sundry Debtors, prior period profit and current year profit were understatement by ₹ 56.75 crore, ₹ 2.27 crore and ₹ 0.76 crore respectively.</p>	<p>As per MoU entered with Tamilnadu Generation and Distribution Corporation Limited (TANGEDCO) on 15.05.2017 for upgradation of Coal Jetty I & II on deposit work basis and the amount have to be paid by the TANGEDCO in stages as per the demand raised by VOCPA. Accordingly, Port has taken up the work of upgradation of Coal Jetty I & II by constructing a new Coal Jetty in front of existing CJ I and completed the work on 21.04.2019. However, the stagewise regular payment was not released by TANGEDCO as scheduled. Till now, the TANGEDCO has released only ₹30 Crore against said work upto 31.03.2023, the balance amount of ₹ 29.05 Crore excluding Interest is still receivable from TANGEDCO. Considering, the non-payment of deposit work, the Management has decided to capitalize the asset with the apprehension that if asset is not capitalized the Port cannot claim any depreciation from the completed period onwards and will lose the benefit of Income Tax over on it. In addition, the asset cannot be handed over to M/s TANGEDCO due to nonpayment. In such a situation the asset needs to be insured to protect from any unforeseen event. If the same could not be capitalized, then the property could be uninsured. However, the matter will be taken up with the TANGEDCO for early settlement.</p>

V.O.CHIDAMBARANAR PORT AUTHORITY
Action Taken Notes / Reply to Separate Audit Report for the year 2022 - 23

Sl. No	Audit Comments	Action Taken
3	<p>Investments – Long term investments (schedule 4)Shares, Debentures or Bonds Equity Contributions – Sethusamudram Corp. Ltd. – ₹ 50 crores</p> <p>Sethusamudram Corporation Ltd. which stopped the operations from 2007 and is in the process of winding up. An amount of ₹ 50.00 crore being equity contribution in the company required to be provided for impairment of the investment in view of doubtful recovery of the invested amount.</p> <p>This resulted in overstatement of 'Investments' and understatement of 'Provisions' by ₹ 50 crore. The profit for the year is overstated to that extent.</p>	<p>As per directions of Ministry and with the approval of Board, Port has made an Investment of ₹ 50 Crores in the Equity Shares of M/s. Sethusamudram Corporation Limited (M/s SCL) and the same has been disclosed under Investment at cost. In this connection, necessary action can be initiated only on receipt of specific directions from the Ministry for any development on M/s. SCL. Further, the Audit is already communicated that no specific direction has been received either from the M/s SCL or Ministry in connection with closure/winding up of M/s.SCL. Therefore, action on carrying cost of investment, if any, can be made only on receipt of communication from Ministry of Ports, Shipping & Waterways, as the investment itself made as per the directions of the then Ministry of Shipping.</p>
B	Profit and Loss Account	
4	<p>Finance and Miscellaneous Expenditure (Schedule 16)Bank Charges and Other Misc. Expenditure – ₹ 0.44 crore</p> <p>V.O.Chidambaranar Port Authority did not accounted liability of ₹ 3.46 crore for interest due to Tebma Shipyard (Udupi Cochin Shipyard Limited) based on orders of High Court of Madras with respect to an old payment dispute with Tebma Shipyard.</p> <p>Non-creation of the liability resulted in understatement of Finance and Miscellaneous Expenditure and overstatement of profit by ₹ 3.46 crore.</p>	<p>The matter will be reviewed and necessary action will be taken during FY 2023-24.</p>
C	Notes to Accounts – Nil audit comments on the notes to accounts.	Factual
D	<p>Grant in Aid</p> <p>Opening Balance of Grant-in-aid received was ₹ 0.36 crore. During 2022-23, ₹ 10 crore was received as Grant-in-aid and Closing Balance as on 31.03.2023 is ₹ 0.36 crore.</p>	Factual.

-Sd/-
**Financial Adviser and
Chief Accounts Officer**

V.O.CHIDAMBARANAR PORT AUTHORITY

Action Taken Notes / Reply to Separate Audit Report for the year 2022 - 23

ANNEXURE – I

Sl. No	Audit Comments	Action Taken
1	<u>Adequacy of Internal Audit System</u> Internal Audit work has been entrusted to a firm on 28.06.2021 for a backlog period of 30 months from October 2018 to March 2021. The same firm is continuing the work till date. Port has not placed Internal Audit Reports for the period October 2018 to March 2023 before the Board.	The Internal Audit Report for the period October 2018 to March 2023 was placed before the Board vide Agenda item No. 15 of the Board meeting held on 29.09.2023.
2	<u>Adequacy of Internal Control System</u> Internal Control System is adequate incommensurate with the size of the Port.	Factual
3	<u>System of Physical Verification of Fixed Assets</u> The Physical verification certificates of Fixed Assets for the year 2022-23 was stated to have been completed and final report is awaited.	Factual
4	<u>System of Physical verification of Inventory</u> The Physical Stock Verification was carried out during the year 2022-23.	Factual
5	<u>Regularity in payment of statutory dues</u> The Port was regular in payment of Statutory dues.	Factual

ANNEXURE – II

Sl. No	Audit Comments	Action Taken
I	Financial Performance	Factual
II	Operating Results	Factual

-Sd/-

**Financial Adviser and
Chief Accounts Officer**



வ.உ.சி துறைமுக ஆணையம்
वी.ओ.सी पत्तन प्राधिकरण
V.O.C Port Authority

Global Connect

V.O.CHIDAMBARANAR PORT AUTHORITY



PART - IV STATISTICAL DETAILS

VITAL PORT STATISTICS

A. Topography of Port (As on 31st March, 2023)

Port: V.O.Chidambaranar Port Authority

Year: 2022-23

Location		Entrance Channel			Turning Circle		Type of Dock/ Port
Latitude	Longitude	Length (Km)	Minimum Depth (Meters)	Minimum width (Meters)	Number	Diameter	
(1)	(2)	(3)	(4)	(5)	(6)	(7)	(8)
8°45'N	78°13'E	3.80 Km	(-)14.70m	230m	1	488m	

B. STORAGE CAPACITIES

#	TYPE OF STORAGE	UNDER PORT	UNDER USER AGENCIES	TOTAL
1.	Covered Area	Sq.m	Sq.m	Sq.m
	a)Transit Shed	10,878 (T-shed I & II)		10,878
	b)Warehouse			
	i) IPL Godown		20,897.40	20,897.40
	ii) VOCPT (I to IV)	19,610		19,610
	iii)VOCPA (I to XV)	47,647.42		47,647.42
	iv)KRIBCO		15,000	15,000
	v)RCF		12,000	12,000
	vi)Viruthunagar Mill		2,000	2,000
	vii)Thiyagaraja Mill		2,000	2,000
	viii)Tamilnadu Civil Supply Corporation	3,132 Sq.m		3,132
2.	Open area			
	a)Coal Stack Area Phase-I	121 Acres		121 Acres
	b)Coal Stack Area Phase-II	18.53 Acres		18.53 Acres
	c)Coal Stack Area Phase-III (ABG)(NCB II)		31.14 Acres	31.14 Acres
	d) Coal Stack Area (NCB III)		31.14 Acres	31.14 Acres
3.	Liquid Bulk Cargo Storage capacity (Tank forms ,etc)		KL	KL
	a)Inside of Security Wall (Phosphoric Acid Tank)		15,000	15,000
	b)Ammonia Tank (GFL)		10,000	10,000
	c)Ammonia Tank (GFL)		20,000	20,000
	d)Naphtha (GFL)		7,790	7,790
	e)IOC Tank Forms (Raw Naphtha, Diesel, Furnace oil, Light Diesel)		80,089	80,089
	f) LPG(M/s.SHV)		24,069	24,069
	g) Propane (M/s.SHV)		27,900	27,900
	h) Butane (M/s.SHV)		45,086	45,086
	i)DCW Tank (VCM)		7,000	7,000
	j) Kalesswari Refinery Pvt Ltd		9,000	9,000

C. BERTH PARTICULARS

YEAR : 2022-23.

Sl. No	Berth No. And Name	Type Of Berth	Designed/ Depth (Mtrs.)	Permissible Draft (Mtrs.)	Quay Length (Mtrs.)	Permissible LoA (Mtrs.)	Maximum Dwt (Mtrs)	Remarks
1	2	3	4	5	6	7	8	9
1	V.O.C BERTH NO.I	Alongside	10.20	9.30	210	210	25,000	Transit Shed provided (Break Bulk)
2	V.O.C BERTH NO.II	Alongside	10.20	9.30	210	210	40,000	Transit Shed provided (Break Bulk)
3	V.O.C BERTH NO.III	Alongside	12.20	11.50	210	210	50,000	Open (Break Bulk / dry bulk)
4	V.O.C BERTH NO.IV	Alongside	12.20	11.50	210	210	50,000	Open (Break Bulk / dry bulk)
5	BERTH NO. V (A.B. 1)	Alongside	9.50	8.60	183	183	40,000	Open (Break Bulk)
6	BERTH NO. VI (A.B. 2)	Alongside	10.20	9.30	200	200	40,000	Open (Break Bulk)
7	BERTH NO. IX	Alongside	14.50	14.2**	335	235	80,000	Open (Break Bulk / dry bulk)
8	Shallow Berth No.1	Alongside	6.50	5.85	140	120	6,000	Leased to Indian Coast Guard Tuticorin for 30 years
9	Berth :No. VII (PSA-SICAL CONTAINER TERMINAL)	Alongside	12.50	11.70	370	270	50,000	Berth handed over to M/s. PSA SION., for Container handling on BOT basis from 15-7-98
10	BERTH NO. VIII (DAKSHIN BHARAT GATEWAY TERMINAL)	Alongside	14.50	14.2**	345	310	80,000	Container Terminal Operated by M/s. Dakshin Bharat Gateway
11	EARM	Alongside	8.10	7.40	140	100	0	

12	OIL JETTY	Jetty	14.10	13.00	150	150-228	40,000	Marine uploading arms provided
13	COAL JETTY - I	Jetty	14.10	13.00	300	225	60,000	Shore reception hoppers provided
14	COAL JETTY - II	Jetty	14.10	14*	318	225	60,000	Shore reception hoppers provided
15	NCB I	Jetty	14.10	14*	306	245	80,000	Captive berth NTPL
16	NCB II	Jetty	14.10	14*	306	245	80,000	--
17	ZONE-B JETTY FOR HANDLING SAILING VESSELS, SMALL VESSELS AND BARGES	Jetty	5.50	5.00	306	250	4,000	--
18	Coastal Berth West	Alongside	10.00	9.00	185	160	15,000	--
<p>* Indicates that such vessels shall be handled only during day light hours and utilizing the tide of at least 0.50m and in rising tide</p> <p>** Indicates that such vessels shall be handled only during day light hours and utilizing the tide of at least 0.65m and in rising tide</p>								

D. FLOATING CRAFTS

Sl.No.	Type	Name of the Craft	Capacity	Owned / Hired Dry Lease
1	Tug	M T Tuticorin	45T BP	Port owned
2	Tug	M T Ocean Brave	50T BP	Hired
3	Tug	M T Ocean Poise	50T BP	Hired
4	Pilot Launch	M L Nallathanni	2x640 BHP	Port owned
5	Pilot Launch	M L Musal	2x640 BHP	Port owned
6	Pilot Launch	M L Tuticorin	2x640 BHP	Port owned
7	Mooring Boat	M B Alaimagal	1x130 BHP	Port owned
8	Mooring Boat	M B Pothigai	1x130 BHP	Port owned
9	Patrolling Boat	Yojaka Dharti	20 Knots	Hired
10	Floating Crane	F C Bharathi	32.6T at 4.57 M Radius and 6 T at 19.81 M Radius	Port owned

TABLE – E - VITAL PORT STATISTICS & CARGO HANDLING EQUIPMENT (2022-23)						
SI. NO	Description	Owned by the Port		Private Operators		Remarks
		Quantity	Rated Capacity	Quantity	Rated Capacity	
1	Wharf Crane	1 No	6T	--	--	Port Owned
		1 No	10T			
		3Nos.(Grab)	20T	--	--	Port Owned
2	Fork Lift Truck	--	--	--	--	--
3	Electric Fork Lift truck	--	--	--	--	--
4	Pay Loaders	--	--	--	--	--
5	Tractors	--	--	--	--	--
6	Transfer Cranes	--	--	--	--	--
7	Container Quay Cranes	--	--	3	40T	Deployed by M/s.PSA SICAL under License agreement
		--	--	3	60 T	Deployed by M/s.DBGT under License agreement
8	Top Lift Trucks	--	--	--	--	--
9	Gantry Rubber Tyre Cranes	--	--	8	40 T	Deployed by M/s.PSA SICAL under License agreement.
		--	--	9	41 T	Deployed by M/s. DBGT under Concession agreement.
10	Trailers	--	--	12	50 T	Deployed by M/s.PSA SICAL under License agreement.
		--	--	18	60 T	Deployed by DBGT under concession agreement.
11	Harbour Mobile Cranes	---	---	3 Nos	124T	Deployed by M/s.Imcola Crane Company Ltd. under concession agreement.
12	Reach stackers	---	---	1	40 T	Deployed by M/s.PSA SICAL under License agreement.
				2	45 T	Deployed by DBGT under concession agreement.
13	Floating Crane	---	6T @ 19.8 M radius, 32.66 T @ 4.57 M Radius	---	---	-----
14	Self Propeller barge	---	---	---	---	-----
15	Excavator	---	---	---	---	-----
16	Hoppers	8	120T	Deployed by Seaport Shipping Pvt Ltd., Chennai under license agreement.
17	Conveyor system with hoppers & stacker	1 set	2000 TPH	Deployed by M/s.Chennai Radha Engg works. Chennai under license agreement.

F.OTHER INFORMATION

ZONE – A

a)	Water spread Area	665 Acres
b)	Land area	4769.90 Acres
c)	Storage Capacity A) Covered Area Transit shed (I&II) & Warehouse (I to IV) Warehouse (I to XV) Outside Custom bond area	i) Transit shed (I&II) = 10,878Sq.m ii) Warehouse (I to IV) = 19,610 Sq.m Warehouse (I to XV) = 47,647 Sq.m

ZONE – B

The Port area is enclosed by a compound wall stretching along the Beach Road from the Coal Mazdoor line in the North and Boat repair yard in the South Opposite to George Road.

A	Water Spread	45.30Acres
B	Land Area	128.28 Acres
	Berth Particulars Alongside Wharf RCC Jetty RCC Jetty	1. North Coal Wharf of length 335m. 2. Sheet Pile Wharf of length 228m. 3. 139X22.50 m

TABLE 2 Traffic Handled according to Principal Commodities 2022-23 (IN '000 TONNES)										
SL. NO.	COMMODITY	IMPORTS			EXPORTS			TOTAL		
		Overseas	Coastal	TOTAL	Overseas	Coastal	TOTAL	Overseas	Coastal	Total
1	CONTAINER TEUs/ '000	317	53	370	293	71	364	610	124	734
		(328)	(63)	(391)	(318)	(72)	(390)	(646)	(135)	(781)
	Containerised Cargo	5708	953	6661	5288	1273	6561	10996	2226	13222
		(5539)	(1060)	(6599)	(5943)	(1337)	(7280)	(11482)	(2397)	(13879)
	Tare Weight	621	112	734	573	149	722	1194	262	1456
		(645)	(132)	(777)	(623)	(150)	(773)	(1268)	(282)	(1550)
2	BREAK BULK	223	82	305	1492	25	1517	1715	107	1822
		(166)	(10)	(176)	(1119)	(18)	(1137)	(1285)	(28)	(1313)
3	DRY BULK									
	MECHANISED	2950	9395	12345	0	0	0	2950	9395	12345
		(1998)	(7488)	(9486)	(0)	(0)	(0)	(1998)	(7488)	(9486)
	CONVENTIONAL	6749	391	7140	42	0	42	6791	391	7182
		(5704)	(213)	(5917)	(144)	(00)	(144)	(5848)	(213)	(6061)
	TRANSSHIPMENT	245	0	245	245	0	245	490	0	490
		(238)	(00)	(238)	(238)	(00)	(238)	(476)	(00)	(476)
4	LIQUID BULK									
	POL Crude									
	POL Products	116	89	205	0	0	0	116	89	205
		(211)	(73)	(283)	(00)	(00)	(00)	(211)	(73)	(283)
	LPG.,	94	0	94	0	0	0	94	0	94
		(70)	(00)	(70)	(00)	(00)	(00)	(70)	(00)	(70)
	OTHER LIQUIDS	1054	59	1113	69	43	112	1123	102	1225
		(888)	(00)	(888)	(39)	(74)	(113)	(927)	(74)	(1001)
	TOTAL	17760	11082	28842	7709	1491	9199	25468	12573	38041
		(15459)	(8976)	(24434)	(8106)	(1579)	(9685)	(23565)	(10555)	(34119)

Figures in brackets relate to the previous year (2021-22)

TABLE 3
FLAGWISE DISTRIBUTION OF CARGO HANDLED 2022-23
(IN '000 TONNES)

SL.NO	NATIONALITY	NUMBER OF SHIPS	IMPORTS	EXPORTS	TOTAL
	OVERSEAS				
1	ALGERIA	0	0	0	0
		(1)	(3)	(0)	(3)
2	ANTIGUA	10	8	14	22
		(21)	(156)	(140)	(296)
3	BAHAMAS	16	558	19	577
		(62)	(1275)	(1193)	(2468)
4	BANGLADESH	4	165	0	165
		(7)	(271)	(1)	(272)
5	BARBADOS	0	0	0	0
		(4)	(84)	(29)	(113)
6	BELGIUM	7	39	0	39
		(7)	(35)	(1)	(36)
7	BELIZE-Cent.America	3	21	0	21
		(4)	(71)	(0)	(71)
8	BERMUDA	0	0	0	0
		(1)	(8)	(0)	(8)
9	CAYMAN ISLAND	0	0	0	0
		(1)	(11)	(0)	(11)
10	CHINA	10	285	0	285
		(1)	(55)	(0)	(55)
11	COOK ISLANDS	1	8	0	8
		(1)	(12)	(0)	(12)
12	COMOROS	0	0	0	0
		(0)	(0)	(0)	(0)
13	CYPRUS	37	825	367	1192
		(73)	(1183)	(817)	(2000)
14	DENMARK	1	5	0	5
		(1)	(12)	(0)	(12)
15	DOMINICA	12	0	85	85
		(5)	(6)	(29)	(35)
16	ETHIOPIA	1	30	0	30
		(0)	(0)	(0)	(0)
17	GIBRALTAR	1	0	1	1
		(0)	(0)	(0)	(0)
18	GABON	6	0	55	55
		(1)	(32)	(0)	(32)
19	GERMANY	2	0	4	4
		(0)	(0)	(0)	(0)
20	GREECE	4	262	0	262
		(1)	(76)	(0)	(76)

SL.NO	NATIONALITY	NUMBER OF SHIPS	IMPORTS	EXPORTS	TOTAL
21	HONGKONG	131	2342	1946	4288
		(60)	(1028)	(770)	(1798)
22	INDIA	51	686	388	1074
		(61)	(983)	(1057)	(2040)
23	INDONESIA	3	44	18	62
		(3)	(87)	(0)	(87)
24	IRAN	0	0	0	0
		(3)	(0)	(149)	(149)
25	ISLE OF MAN	0	0	0	0
		(3)	(31)	(0)	(31)
26	ITALY	0	0	0	0
		(1)	(25)	(0)	(25)
27	JORDAN	1	0	3	3
		(0)	(0)	(0)	(0)
28	KOREA,DEMOCRATIC PEOPLES REPUBLIC OF	1	0	4	4
		(0)	(0)	(0)	(0)
29	KOREA, REPUBLIC OF	4	72	0	72
		(4)	(36)	(17)	(53)
30	KUWAIT	1	6	0	6
		(0)	(0)	(0)	(0)
31	LIBERIA	205	3975	1797	5772
		(68)	(2117)	(353)	(2470)
32	MALAYSIA	2	17	0	17
		(2)	(10)	(7)	(17)
33	MALDIVES	18	72	197	269
		(14)	(0)	(80)	(80)
34	MALTA	14	483	1	484
		(15)	(435)	(0)	(435)
35	MANGOLIA	0	0	0	0
		(0)	(0)	(0)	(0)
36	MARSHALL ISLAND	60	2228	38	2266
		(46)	(1389)	(48)	(1437)
37	MOLDOVA,REPUBLIC OF	0	0	0	0
		(0)	(0)	(0)	(0)
38	MYANMAR	2	22	0	22
		(0)	(0)	(0)	(0)
39	NETHERLAND	5	0	4	4
		(5)	(3)	(5)	(8)
40	NIUE ISLAND	28	0	8	8
		(1)	(1)	(3)	(4)

SL.NO	NATIONALITY	NUMBER OF SHIPS	IMPORTS	EXPORTS	TOTAL
41	NORWAY	4	58	2	60
		(1)	(0)	(0)	(0)
42	PANAMA	214	3689	1612	5301
		(198)	(4206)	(2053)	(6259)
	OVERSEAS				
43	PHILIPINES	2	24	0	24
		(1)	(25)	(0)	(25)
44	PALAU	0	0	0	0
		(4)	(2)	(8)	(10)
45	PORTUGAL	19	129	46	175
		(20)	(239)	(248)	(487)
46	QATAR	0	0	0	0
		(9)	(93)	(0)	(93)
47	RUSSIA	6	0	2	2
		(8)	(6)	(2)	(8)
48	SAUDI ARABIA	1	76	0	76
		(0)	(0)	(0)	(0)
49	SIERRA LEONA	0	0	0	0
		(3)	(0)	(0)	(0)
50	SINGAPORE	110	1105	700	1805
		(78)	(1045)	(798)	(1843)
51	SPAIN	3	0	4	4
		(0)	(0)	(0)	(0)
52	ST KITTS-NEVIS- ANGUILLA	172	31	140	171
		(146)	(48)	(45)	(93)
53	THAILAND	12	146	0	146
		(4)	(47)	(0)	(47)
54	TURKEY	1	37	0	37
		(1)	(57)	(0)	(57)
55	TUVALU	26	47	165	212
		(31)	(60)	(188)	(248)
56	UNITED KINGDOM	2	134	0	134
		(1)	(28)	(0)	(28)
57	VANUATU	1	7	0	7
		(1)	(7)	(0)	(7)
58	VIETNAM	22	124	89	213
		(16)	(186)	(40)	(226)
	TOTAL - (A)	1236	17760	7709	25468

SL.NO	NATIONALITY	NUMBER OF SHIPS	IMPORTS	EXPORTS	TOTAL
	COASTAL				
1	BAHAMAS	2	146	0	146
		(1)	(74)	(0)	(74)
2	BANGLADESH	4	208	0	208
		(1)	(55)	(0)	(55)
3	CROATIA	0	0	0	0
		(1)	(74)	(0)	(74)
4	CYPRUS	12	883	0	883
		(9)	(501)	(11)	(512)
5	GREECE	1	72	0	72
		(0)	(0)	(0)	(0)
6	HONGKONG	1	72	0	72
		(2)	(111)	(0)	(111)
7	INDIA	181	5208	1424	6632
		(179)	(5924)	(1504)	(7428)
8	INDONESIA	0	0	0	0
		(1)	(52)	(0)	(52)
9	ITALY	1	7	0	7
		(0)	(0)	(0)	(0)
10	KOREA, DEMOCRATIC PEOPLES REPUBLIC OF	1	7	0	7
		(0)	(0)	(0)	(0)
11	KOREA, REPUBLIC OF	5	75	36	111
		(5)	(0)	(46)	(46)
12	LIBERIA	13	947	0	947
		(7)	(483)	(0)	(483)
13	MALTA	3	223	0	223
		(3)	(172)	(0)	(172)
14	MARSHALL ISLAND	14	900	0	900
		(10)	(641)	(0)	(641)
15	PALAU	2	9	0	9
		(0)	(0)	(0)	(0)
16	PANAMA	35	1944	8	1952
		(10)	(521)	(3)	(524)
17	PHILIPPINES	1	20	0	20
		(1)	(76)	(0)	(76)
18	SINGAPORE	3	120	0	120
		(1)	(75)	(0)	(75)
19	TURKEY	1	72	0	72
		(1)	(77)	(0)	(77)
20	UNITED KINGDOM	2	153	0	153
		(1)	(76)	(0)	(76)
21	VIETNAM	5	16	23	39
		(6)	(42)	(36)	(78)
	TOTAL - (B)	287	11082	1491	12573
		(239)	(8954)	(1600)	(10554)
	GRAND TOTAL – (A+B)	1523	28842	9199	38041
		(1238)	(24438)	(9681)	(34119)

(Excluding 1 Passenger Vessel handled during 2022-23)

(Figures in brackets relate to Previous Year 2021-2022)

TABLE -4
Distribution of Export Cargo according to destination 2022-23

(In `000 tonnes)

Sl. No	Destination	Dry Bulk	Break Bulk	Liquid Bulk	Containers	Others	Total
	A) OVERSEAS						
1	Australia	0	22	0	0	0	22
2	Brazil	0	2	0	0	0	2
3	Chile	0	3	0	0	0	3
4	China	0	4	0	0	0	4
5	Colombia	0	6	0	0	0	6
6	Finland	0	5	0	0	0	5
7	France	0	1	0	0	0	1
8	Germany	0	3	0	0	0	3
9	Indonesia	0	0	21	0	0	21
10	Italy	0	3	9	0	0	12
11	Korea, Republic Of	0	1	0	0	0	1
12	Maldives	0	1252	0	0	0	1252
13	Morocco	0	0	10	0	0	10
14	Netherlands	0	1	0	0	0	1
15	Peru	0	5	0	0	0	5
16	Poland	0	9	0	0	0	9
17	Reunion	0	1	0	0	0	1
18	Russia	0	2	0	0	0	2
19	Saudi Arabia	0	47	10	0	0	57
20	South Africa	0	0	8	0	0	8
21	Spain	0	16	0	0	0	16
22	Sri Lanka	0	40	0	0	0	40
23	Sweden	0	5	0	0	0	5
24	Trinidad And Tobago	0	43	0	0	0	43
25	Turkey	0	2	0	0	0	2
26	United States	7	17	10	0	0	34
27	Vietnam	35	0	0	0	0	35
28	Containerised Cargo	0	0	0	5288	0	5288
29	Container tare weight	0	0	0	573	0	573
	TOTAL A	42	1492	69	5861	0	7464
B	COASTAL(Indian)	0	25	43	1422	0	1490
	Containerised Cargo	0	0	0	1273	0	1273
	Container tare weight	0	0	0	149	0	149
C	TRANSHIPMENT	245	0	0	0	0	245
i)	Coking Coal	245	0	0	0	0	245
	GRAND TOTAL A+B+C	287	1517	112	7283	0	9199

TABLE-5

Distribution of Import Cargo handled according to Origin 2022-23
(In `000 tonnes)

Sl.No	Destination	Dry Bulk	Break Bulk	Liquid Bulk	Container	Others	Total
A) OVERSEAS							
1	Argentina	79	0	0	0	0	79
2	Australia	223	0	17	0	0	240
3	Bulgaria	0	0	6	0	0	6
3	Canada	45	0	0	0	0	45
4	Cameroon	0	22	0	0	0	22
4	China	0	9	123	0	0	132
5	Croatia	0	1	0	0	0	1
5	Egypt	46	0	0	0	0	46
6	Guinea Bissau	0	57	0	0	0	57
8	Hong Kong	0	0	27	0	0	27
9	Indonesia	5884	8	229	0	0	6121
12	Israel	201	0	0	0	0	201
13	Japan	0	0	56	0	0	56
14	Jordan	39	0	0	0	0	39
15	Korea, Republic Of	0	2	167	0	0	168
17	Lebanon	152	0	0	0	0	152
18	Lithuania	0	0	6	0	0	6
19	Malaysia	23	0	177	0	0	200
20	Maldives	0	14	0	0	0	14
22	Myanmar	0	4	0	0	0	4
22	Netherlands	0	1	0	0	0	1
23	Oman	1221	0	30	0	0	1251
24	Papua New Guinea	0	73	0	0	0	73
25	Philippines	39	0	39	0	0	78
26	Qatar	0	0	116	0	0	116
27	Russia	291	12	12	0	0	315
28	Saudi Arabia	69	0	48	0	0	117
29	South Africa	25	0	0	0	0	25
30	Sri Lanka	0	1	0	0	0	1
31	Surinam	0	7	0	0	0	7
32	Thailand	0	0	45	0	0	45
33	Togo	245	0	0	0	0	245
34	Trinidad And Tobago	181	0	27	0	0	208
37	Uruguay	0	13	0	0	0	13
38	United Arab Emirates	816	0	134	0	0	949
39	United States	42	0	5	0	0	47
40	Vietnam	79	0	0	0	0	79
41	Containerised Cargo	0	0	0	5708	0	5708
42	Container tare weight	0	0	0	621	0	621
	TOTAL	9699	223	1264	6329	0	17514
B)	COASTAL(Indian)	9787	82	148	1065	0	11082
1	Containerised cargo	0	0	0	953	0	953
2	Container tare weight	0	0	0	112	0	112
C	TRANSHIPMENT	245	0	0	0	0	245
	Coking Coal	245	0	0	0	0	245
	TOTAL(A + B + C)	19731	305	1412	7395	0	28842

TABLE - 6
Number & type of containers handled 2022-23

Item	Type	20' (in nos)		40' (in nos.)		TOTAL (in nos.)		Total (in TEUs)	
		Normal	Reefer	Normal	Reefer	Normal	Reefer	Normal	Reefer
A.IMPORT	FCL	73,340	11	95,707	161	1,69,047	172	2,64,754	333
		(75203)	(12)	(83680)	(150)	(158882)	(162)	(242562)	(312)
	LCL	-	-	-	-	-	-	-	-
		-	-	-	-	-	-	-	-
	EMPTY	23,258	2	34,285	111	57,543	113	91,828	224
		(29820)	(66)	(54064)	(173)	(83884)	(239)	(137948)	(412)
	TOTAL	96598	13	129992	272	226590	285	356582	557
		(105023)	(78)	(137744)	(323)	(242766)	(401)	(380510)	(724)
B.EXPORT	FCL	58,999	176	1,12,215	4,017	1,71,214	4,193	2,83,429	8,210
		(71295)	(171)	(126557)	(3530)	(197851)	(3701)	(324408)	(7231)
	LCL	-	-	-	-	-	-	-	-
		-	-	-	-	-	-	-	-
	EMPTY	36,199	0	11,921	0	48,120	0	60,041	0
		(31711)	(0)	(7824)	(33)	(39535)	(33)	(47359)	(66)
	TOTAL	95198	176	124136	4017	219334	4193	343470	8210
		(103006)	(171)	(134381)	(3563)	(237386)	(3734)	(371767)	(7297)
C.TRANSHIPMENT	FCL	9,513		535		10,048	0	10,583	0
		(2451)		(271)		(2722)	(0)	(2993)	(0)
	EMPTY	10,010		2,431		12,441	0	14,872	0
		(15720)		(1224)		(16944)	(0)	(18168)	(0)
	TOTAL	19523	0	2966	0	22489	0	25455	0
		(18171)	(0)	(1495)	(0)	(19666)	(0)	(21161)	(0)
D.GRAND TOTAL (A+B+C)		211319	189	257094	4289	468413	4478	725507	8767
		(226199)	(249)	(273619)	(3886)	(499818)	(4135)	(773437)	(8021)
E.ICD CONTAINERS : MOVED OUT		0		0		0		0	-
		(0).	-	(0).	-	(0).		(0).	-
MOVED IN (FCL)		0		0		0		0	-
		(00)		(00)		(00)		(00)	
TOTAL		0		0		0		0	
		(00)		(00)		(00)		(00)	

TABLE – 7
NUMBER AND SIZE OF SHIPS CALLED AT PORT DURING THE YEAR 2022-23.
(figures are in Tonnes)

SL. NO	Category	Number	SIZE		
			G.R.T.	N.R.T.	D.W.T.
A.	<u>CARGO CARRIERS :-</u>				
1	<u>CONTAINERS – Cellular</u>	535	10055472	4927069	13036434
		(415)	(8688556)	(4502807)	(11388792)
	<u>Average</u>		18795	9209	24367
	<u>Maximum</u>		73157	41255	80239
2	<u>BREAK BULK:</u>	342	3260237	1567408	4800434
		(243)	(2639638)	(1350475)	(4129261)
	<u>Average</u>		9505	4570	13995
	<u>Maximum</u>		44865	27595	81680
3	<u>DRY BULK:</u>				
	- Conventional	157	5220515	3119448	9349724
		(162)	(4552542)	(2667615)	(7989430)
	<u>Average</u>		33465	19996	59934
	<u>Maximum</u>		93960	59546	180203
	- Mechanical	207	7725012	4696225	13943630
		(161)	(5820204)	(3540509)	(10471026)
	<u>Average</u>		37319	22687	67361
	<u>Maximum</u>		94839	58889	180882
4	<u>LIQUID BULK:</u>				
	- Crude	-	-	-	-
	- Product (POL & LPG)	42	1249724	490138	1674564
		(40)	(949792)	(364916)	(1373415)
	<u>Average</u>		29755	11670	39871
	<u>Maximum</u>		48104	20828	73980
	-Chemicals(AMN,P.ACID,S.ACID)	34	533654	223796	771425
		(63)	(823947)	(302423)	(1040216)
	<u>Average</u>		15696	6582	22689
	<u>Maximum</u>		25357	9393	33526
	- Vegetable Oils	57	491111	233054	760827
		(38)	(411016)	(193972)	(664120)
	<u>Average</u>		8616	4089	13348
	<u>Maximum</u>		23232	10079	37264
	Others (CAUS & EDC.)	33	255596	109089	346291
		(12)	(113670)	(54002)	(182795)
	<u>Average</u>		7745	3306	10494
	<u>Maximum</u>		29507	13738	49990
5	LASH	-	-	-	-
6	RO-RO	-	-	-	-
B.	Passenger Carriers	1	39051	15501	5012
		(-).	(-).	(-).	(-).
C.	OTHERS:-	-	-	-	-
D	Small vessels at Zone 'B'	116	33485	13526	57139
		(104)	(29633)	(11858)	(49992)
	<u>Average</u>		289	117	493
	<u>Maximum</u>		909	273	1000
	GRAND TOTAL (A+B+C+D)	1524	28863857	15395254	44745480
		(1238)	(24028998)	(12988577)	(37289047)

Note: Figures in brackets relates to previous year 2021-22.

TABLE – 8
Performance of Cargo ships (Zone “A” only) 2022-23

Sl. No	Description	Container Vessels - Cellular	Break Bulk	Dry Bulk		Liquid Bulk	Total
				Mechanical	Conventional		
1	No of Ships handled	535	459	207	157	166	1,524
	(Zone A+B)	(415)	(347)	(161)	(162)	(153)	(1,238)
2	a)Cargo handled (Zone A+B)	1,46,78,136	18,21,841	1,23,44,789	71,82,178	15,23,967	3,75,50,911
	(in tonnes)	(15428823)	(1312819)	(9486301)	(6061255)	(1353910)	(33643108)
	b)Transshipment	0	0	0	490006	0	490006
		(0)	(0)	(0)	(476118)	(0)	(476118)
	Total 2 (a + b)	1,46,78,136	18,21,841	1,23,44,789	76,72,184	15,23,967	3,80,40,917
		(15428823)	(1312819)	(9486301)	(6537373)	(1353910)	(34119226)
3	Av. Turn Round time-	0.76	2.43	3.04	3.08	1.76	1.79
	(in days) (Port a/c only)	(0.92)	(2.12)	(2.80)	(2.97)	(1.71)	(1.81)
4	Av. Turn Round time-	0.76	2.83	3.25	3.46	1.94	1.95
	(in days)	(0.93)	(2.70)	(3.02)	(3.46)	(1.94)	(2.02)
	(Port & Non Port account)						
5	Av. Time Stay at berths	0.71	2.75	3.18	3.35	1.90	1.89
	(in days) (Port & Non Port)	(0.88)	(2.62)	(2.96)	(3.38)	(1.89)	(1.97)
6	Av. working time	0.71	2.07	2.89	2.75	1.67	1.65
	In days	(0.88)	(1.80)	(2.65)	(2.59)	(1.61)	(1.65)
7	Av. Pre berthing time	0.00	0.63	1.07	1.05	0.13	0.42
	-in days (Port a/c only)	(0.00)	(0.10)	(0.41)	(0.44)	(0.13)	(0.17)
8	Av. Pre berthing time	0.83	2.83	1.50	1.59	0.63	1.27
	(in days)	(0.21)	(0.79)	(0.54)	(0.84)	(0.57)	(0.48)
	(Port & Non Port account)						
9	Av. Non working time	0.00	0.68	0.29	0.60	0.23	0.25
	-in days	(0.00)	(0.83)	(0.32)	(0.79)	(0.29)	(0.31)
	(Port & Non Port account)						
10	Av. Parcel size	27224	4053	59595	48693	9230	30023
	(in tonnes)	(37178)	(3140)	(59094)	(39676)	(8761)	(33053)
11	Av. Output per berth day	38093	1476	18713	14544	4862	15852
	-in tonnes	(42211)	(1197)	(19951)	(11722)	(4630)	(16811)
12	Percentage of non -	0.25%	24.71%	9.10%	18.01%	12.25%	13.01%
	Working time to total	(0.00%)	(31.50%)	(10.65%)	(23.39%)	(15.15%)	(15.92%)
	Time spent at berth-in						
	(Port & Non Port account)						

Note: Av. TRT during 2021-22 is worked out from Pilot boarding to de-boarding of vessel as directed by MoPSW
Figures in brackets relate to the previous year (2021-22).

TABLE 9
Distribution of Pre-berthing detention according to reasons (in days), 2022-23

REASONS																		
PORT ACCOUNT(in days)											NON-PORT ACCOUNT(in days)							
Sl. No	Category of ships	No. of Ships	Non Availability of Working of Berth	Tugs/Crafts	Pilot/Crew	Strike	Night Navigation restriction	Draft Restriction	Others	TOTAL	Shippers Account	Ship's Account	Agents Account	Weather Constraints	Due to want of ullage	Others	TOTAL	GRAND TOTAL
1	Containers	535	0.54	0.00	0.00	0.00	0.00	0.00	0.00	0.54	0.00	0.00	443.09	0.00	0.00	0.00	443.09	443.63
2	Break Bulk	158	99.13	0.00	0.00	0.00	0.00	0.00	0.00	99.13	0.00	0.00	0.00	0.00	0.00	348.24	348.24	447.37
3	Dry Bulk																	
	a.Conventional	157	163.88	0.00	0.00	0.00	0.00	0.21	0.00	164.09	0.00	0.00	0.00	0.00	0.00	85.10	85.10	249.19
	b.Mechanical	207	219.64	0.00	0.00	0.00	0.00	2.72	0.00	222.36	0.00	0.00	0.00	0.00	0.00	88.17	88.17	310.53
4	Liquid Bulk	166	22.17	0.00	0.00	0.00	0.00	0.00	0.00	22.17	0.00	0.00	0.00	0.00	0.00	82.41	82.41	104.58
	TOTAL	1223	505.36	0.00	0.00	0.00	0.00	2.93	0.00	508.29	0.00	0.00	443.09	0.00	0.00	603.93	1047.02	1555.31

Note: Excluding 2 Relief Vessel, 86 barge vessel, 1 Passenger vessel, 16 Hybrid Vessel and 84 small Vessel handled at Zone-B.

TABLE -10

DISTRIBUTION OF NON WORKING TIME AT ALONGSIDE BERTHS ACCORDING TO REASONS 2022-23

PORT ACCOUNT/ NON PORT ACCOUNT(IN DAYS)

SI.No	Category of Ship	No of ship handled	Non availability of berth	Strike by Port Workers	Equipment non availability	Equipment break down	Others	Total for Port Account	Absence of Workers	Shed congestion	For want of export cargo	Strike/ Stoppage	Power failure	Shipper account	Ship account	Agent option	Weather constraints	Waiting for sailing	Others	Total for non port account	GRAND TOTAL
1	2	3	4	5	6	7	8	9	10	11	12	13	14	15	16	17	18	19	20	21	22
1	Cashew Nuts In Bags	5	0.00	0.00	0.00	0.00	4.79	4.79	0.00	0.00	0.00	0.00	0.00	0.00	0.00	0.00	0.00	0.00	2.57	2.57	7.36
2	Cattle Feed	2	0.00	0.00	0.00	0.00	1.26	1.26	0.00	0.00	0.00	0.00	0.00	0.00	0.00	0.00	0.00	0.00	1.26	1.26	2.52
3	Caustic Soda Lye	13	0.00	0.00	0.00	0.00	0.60	0.60	0.00	0.00	0.43	0.00	0.00	0.00	0.00	0.00	0.00	0.00	3.30	3.73	4.33
4	Cement in bags	9	0.00	0.00	0.00	0.00	5.57	5.57	0.00	0.00	0.95	0.00	0.00	0.00	0.00	0.00	0.00	0.00	3.94	4.89	10.46
5	Coking Coal	9	0.00	0.00	0.00	0.00	3.06	3.06	0.00	0.00	0.00	0.00	0.00	0.00	0.00	0.00	0.00	0.00	3.68	3.68	6.74
6	Construction Materials	4	0.00	0.00	0.00	0.00	2.37	2.37	0.00	0.00	0.15	0.00	0.00	0.00	0.00	0.00	0.00	0.00	1.92	2.07	4.44
7	Container	535	0.00	0.00	0.00	0.00	0.01	0.01	0.00	0.00	0.00	0.00	0.00	0.00	0.00	0.00	0.00	0.00	0.94	0.94	0.95
8	Diesel Oil	5	0.00	0.00	0.00	0.00	0.27	0.27	0.00	0.00	0.00	0.00	0.00	0.00	0.00	0.00	0.00	0.00	0.99	0.99	1.26
9	Fly Ash	4	0.00	0.00	0.00	0.00	4.02	4.02	0.00	0.00	0.20	0.00	0.00	0.00	0.00	0.00	0.00	0.00	1.86	2.06	6.08
10	Furnace Oil	15	0.00	0.00	0.00	0.00	0.93	0.93	0.00	0.00	0.00	0.00	0.00	0.00	0.00	0.00	0.00	0.00	3.00	3.00	3.93
11	General Cargo	10	0.00	0.00	0.00	0.00	4.58	4.58	0.00	0.00	0.53	0.00	0.00	0.00	0.00	0.00	0.00	0.00	3.23	3.76	8.34
12	Granite	1	0.00	0.00	0.00	0.00	0.18	0.18	0.00	0.00	0.00	0.00	0.00	0.00	0.00	0.00	0.00	0.00	0.19	0.19	0.37
13	Gypsum In Bulk	2	0.00	0.00	0.06	0.00	0.27	0.33	0.00	0.00	0.00	0.00	0.00	0.00	0.00	0.00	0.00	0.00	0.48	0.48	0.81
14	I.Coal	98	0.00	0.00	0.12	0.00	14.90	15.02	0.00	0.00	0.00	0.00	0.00	0.00	0.00	0.00	0.00	0.00	22.62	22.62	37.64
15	Iron And Steel Materials	11	0.00	0.00	0.00	0.00	5.59	5.59	0.00	0.00	0.06	0.00	0.00	0.00	0.00	0.00	0.00	0.00	4.28	4.34	9.93
16	Iron Ore	1	0.00	0.00	0.00	0.00	0.05	0.05	0.00	0.00	0.00	0.00	0.00	0.00	0.00	0.00	0.00	0.00	0.20	0.20	0.25
17	Lime Stones	28	0.00	0.00	0.10	0.00	4.27	4.37	0.00	0.00	0.00	0.00	0.00	0.00	0.00	0.00	0.00	0.00	6.55	6.55	10.92
18	Liquid Ammonia	10	0.00	0.00	0.00	0.00	0.62	0.62	0.00	0.00	0.00	0.00	0.00	0.00	0.00	0.00	0.00	0.00	1.42	1.42	2.04

TABLE - 10
DISTRIBUTION OF NON-WORKING TIME AT ALONG SIDE BERTHS ACCORDING TO REASONS 2022-23

PORT ACCOUNT / NON PORT ACCOUNT (IN DAYS)																					
SI.No	Category of Ship	No of ship handled	Non availability of berth	Strike by Port Workers	Equipment non availability	Equipment break down	Others	Total for Port Account	Absence of Workers	Shed congestion	For want of export cargo	Strike/ Stoppage	Power failure	Shipper account	Ship account	Agent option	Weather constraints	Waiting for sailing	Others	Total for non port account	GRAND TOTAL
19	Logs	11	0.00	0.00	0.00	0.00	4.59	4.59	0.00	0.00	0.00	0.00	0.00	0.00	0.00	0.00	0.00	0.00	3.39	3.39	7.98
20	Lpg	17	0.00	0.00	0.00	0.00	1.28	1.28	0.00	0.00	0.00	0.00	0.00	0.00	0.00	0.00	0.00	0.00	2.72	2.72	4.00
21	Machinaries	17	0.00	0.00	0.00	0.00	5.41	5.41	0.00	0.00	0.23	0.00	0.00	0.00	0.00	0.00	0.00	0.00	7.03	7.26	12.67
22	Maize	1	0.00	0.00	0.00	0.00	0.94	0.94	0.00	0.00	0.32	0.00	0.00	0.00	0.00	0.00	0.00	0.00	0.52	0.84	1.78
23	MOP	9	0.00	0.00	0.00	0.00	3.02	3.02	0.00	0.00	0.00	0.00	0.00	0.00	0.00	0.00	0.00	0.00	3.40	3.40	6.42
24	Naptha	5	0.00	0.00	0.00	0.00	0.35	0.35	0.00	0.00	0.00	0.00	0.00	0.00	0.00	0.00	0.00	0.00	0.99	0.99	1.34
25	Oil Cake/Copra	13	0.00	0.00	0.00	0.00	4.12	4.12	0.00	0.00	0.00	0.00	0.00	0.00	0.00	0.00	0.00	0.00	4.52	4.52	8.64
26	Other Finished Fertilizers	10	0.00	0.00	0.00	0.00	3.17	3.17	0.00	0.00	0.00	0.00	0.00	0.00	0.00	0.00	0.00	0.00	4.68	4.68	7.85
27	Palm Oil	53	0.00	0.00	0.00	0.00	2.64	2.64	0.00	0.00	0.00	0.00	0.00	0.00	0.00	0.00	0.00	0.00	10.51	10.51	13.15
28	Rock Phosphate	14	0.00	0.00	0.00	0.00	5.11	5.11	0.00	0.00	0.00	0.00	0.00	0.00	0.00	0.00	0.00	0.00	6.59	6.59	11.70
29	Salt In Bulk	4	0.00	0.00	0.00	0.00	1.64	1.64	0.00	0.00	0.00	0.00	0.00	0.00	0.00	0.00	0.00	0.00	1.09	1.09	2.73
30	Sulphur	3	0.00	0.00	0.00	0.00	0.96	0.96	0.00	0.00	0.00	0.00	0.00	0.00	0.00	0.00	0.00	0.00	1.10	1.10	2.06
31	Sulphuric Acid	24	0.00	0.00	0.00	0.00	1.08	1.08	0.00	0.00	0.00	0.00	0.00	0.00	0.00	0.00	0.00	0.00	2.89	2.89	3.97
32	Sunflower Oil	4	0.00	0.00	0.00	0.00	0.28	0.28	0.00	0.00	0.00	0.00	0.00	0.00	0.00	0.00	0.00	0.00	0.85	0.85	1.13
33	Synthetic Rutile	2	0.00	0.00	0.00	0.00	0.56	0.56	0.00	0.00	0.00	0.00	0.00	0.00	0.00	0.00	0.00	0.00	0.76	0.76	1.32
34	Urea	3	0.00	0.00	0.00	0.00	1.98	1.98	0.00	0.00	0.00	0.00	0.00	0.00	0.00	0.00	0.00	0.00	1.59	1.59	3.57
35	Vinyl Chlorides	20	0.00	0.00	0.00	0.00	0.96	0.96	0.00	0.00	0.00	0.00	0.00	0.00	0.00	0.00	0.00	0.00	2.49	2.49	3.45
36	Wheat	2	0.00	0.00	0.00	0.00	1.15	1.15	0.00	0.00	0.00	0.00	0.00	0.00	0.00	0.00	0.00	0.00	1.61	1.61	2.76
37	Wind Mill Blade	85	0.00	0.00	1.35	0.00	10.76	12.11	0.00	0.00	0.00	0.00	0.00	0.00	0.00	0.00	0.00	0.00	27.75	27.75	39.86
38	T.Coal	164	0.00	0.00	0.00	0.00	16.05	16.05	0.00	0.00	0.00	0.00	0.00	0.00	0.00	0.00	0.00	0.00	34.02	34.02	50.07
Grand Total		1223	0.00	0.00	1.63	0.00	119.39	121.02	0.00	0.00	2.87	0.00	0.00	0.00	0.00	0.00	0.00	0.00	180.93	183.80	304.82

Note: Excluding 2 Relief Vessel, 86 Barge vessel, 16 Hybrid Vessel, 1 Passenger vessel and 84 small Vessel handled at Zone –B.

TABLE – 11
Berth Occupancy during 2022-23

Sl.	Name of berth	Type of berth	No. of days		% of Occupancy
No.			Available	Occupied	
A. Alongside berths			2920	1523.33	52.17
1	Berth No.I	General Cargo	365	190.40	52.16
2	Berth No.II	General Cargo	365	171.12	46.88
3	Berth No.III	General Cargo	365	283.42	77.65
4	Berth No.IV	General Cargo	365	269.15	73.74
5	Berth No.V	General Cargo	365	86.12	23.59
6	Berth No.VI	General Cargo	365	191.11	52.36
7	Berth No.IX	General Cargo	365	267.26	73.22
8	Coastal Berth CBW	General Cargo	365	64.75	17.74
B. Container Terminals			730	382.35	52.38
9	Berth no. VII Operated by M/s.PSA Sical Terminals Ltd.,	Container	365	136.00	37.26
10	Berth No.VIII Operated by M/s.DBGT Container Terminals Ltd.,	Container	365	246.35	67.49
C. Oil Jetty			365	77.32	21.18
11	Oil Jetty	Mechanised	365	77.32	21.18
D. Coal Jetties			843	611	72.53
12	Coal Jetty I	Mechanised	113	71.23	63.04
13	Coal Jetty II	Mechanised	365	297.32	81.46
14	North Cargo Berth – I (NCB – I)	Mechanised	365	242.84	66.53
15	North Cargo Berth – II (NCB – II)	Coal Conventional	0	0.00	-
	TOTAL		4858	2594.39	53.40

* CJI berth operation started with trial operation of shore unloaders since Dec 2022.

TABLE 12**Container cargo and tare weight of containers 2022-23**

(In ' 000 tonnes)

Sl.No	Category	Container cargo	Tare weight	Total
1	Import	6661	734	7395
		(6599)	(0777)	(7376)
2	Export	6561	723	7283
		(7280)	(0773)	(8053)
	Total	13222	1456	14678
		(13879)	(1550)	(15429)

Figures in brackets relate to previous year-2021-22

TABLE - 13
AVAILABILITY OF CARGO HANDLING EQUIPMENT DURING 2022-23

Sl. No	Description	Required to meet traffic demand	Supplied (Average)	% short supply of equipment due to					No. of units overhauled	No of units underwent major repair	Remarks
				Absent of staff (Avg.)	Shortage of Eqpt.	Eqpt. Break down	Stoppage of work	Other reasons			
1	Mobile Cranes	-	-	--	--	--	--	--	--	--	--
2	Electric Wharf Cranes (5 Nos)	605 (Shifts)	90.77	--	--	9.23	--	--	--	--	--
3	Floating Cranes	--	--	--	--	--	--	--	--	--	--
4	Quay Cranes	--	--	--	--	--	--	--	--	--	--
5	Yard Gantry Crane	--	--	--	--	--	--	--	--	--	--
6	Top Lift Truck / Reach Stacker	--	---	--	--	--	--	--	--	--	--
7	Tractors	--	--	--	--	--	--	--	--	--	--
8	Others	--	--	--	--	--	--	--	--	--	--
9	Front End Loaders	--	--	--	--	--	--	--	--	--	--
10	Equipments deployed by M/s.Imcola crane company Pvt Ltd,Mumbai 1.Harbour Mobile cranes.										
	1.Crane No.1	460(shifts)	98.8	0	0	1.2	0	0	0	--	--
	2.Crane No.2	416(shifts)	99.3	0	0	0.7	0	0	0	--	--
	3.Crane No.3	569(shifts)	98.07	0	0	1.93	0	0	0	--	--

TABLE - 14
UTILISATION OF CARGO HANDLING EQUIPMENTS DURING 2022-23

SL.No	Description	Number of Equipments	Total No.of hours available	Non-availability due to				Available working hours (Net) (4)-(5+6+7+8)	Actual working hours	% availability [(9/4) x 100]	% utilization on		Reasons for less utilization if any	Remarks
				Over hauling	Holiday & OT time	Break down	Other reasons MTC				Nett available hours [(10/9)x 100]	Gross available hours [(10/4)x 100]		
1	2	3	4	5	6	7	8	9	10	11	12	13	14	15
WHARF CRANES														
A	Hook(6T)	1	8760	0	0	12.0	—	8748	1244.15	99.86	14.22	14.2		
B	Hook(10T)	1	8760	0	0	3654	—	5106	384.15	58.28	7.52	4.38		
C	Grab crane G1	1	8760	0	0	10.0	—	8750	1465	99.88	16.74	16.72		
D	Grab crane G2	1	8760	0	0	188.0	—	8572	1513	97.9	17.65	17.27		
E	Grab crane G3	1	8760	0	0	175.0	—	8585	1530	97.99	17.82	17.45		
F	BOT Operator HMC Crane 1	1	8760	0	0	40	0	8720	3609	99.5	41	41	Less Cargo	
	Crane 2	1	8760	0	0	101	0	8665	3209	98.8	37	36.6	Less Cargo	
	Crane 3	1	8760	0	0	125	0	8641	4373	98.5	51	49.92	Less Cargo	

Table- 15
DETAILS OF PORT OWNED CRAFTS

Name of the Vessel	Type	Year of Built	Length (M)	Breadth (M)	Moulded Depth (M)	Last Dry Dock & Survey held	Next Dry Dock due	Details of Main Engine - Power, Make & Model	Propulsion system	Capacity Bollard pull /speed
M.T.Tuticorin GT-425	Tractor Tug	2006	32	10.65	4.7	2022	2026	2 x 1880 KW @ 1000 rpm, Wartsila Italia – 6 L 26 A2	Voith Twin Screw	45 T BP (12 knots)
M.L.Tuticorin GT - 80	Pilot Launch	2005	21.5	6.7	2.6	2013	2018	2 x 477 KW @ 1800 rpm, Cummins KTA 19 M3	Schottel Twin Screw	13 knots
M.L.Nallathanni GT - 48	Pilot Launch	2010	16	5.2	2.5	2016	2022	2 x 450 KW @ 1800 rpm, Cummins KTA 19 M3 Engines	Conventional Twin Screw	16 knots
M.L.Musal GT-48	Pilot Launch	2009	17.15	5.2	1.2	2018	2023	2 x 450 KW @ 1800 rpm, Cummins KTA 19 M3 Engines	Conventional Twin Screw	16 Knots
M.B.Alaimagal GT-11.15	Mooring Boat	2018	9	3	0.8	New Built Vessel	2023	130 HP @ 1800 RPM Model: Ashok Leyland Marine Diesel Engine	Conventional single screw	7 Knots
M.B Pothigai GT-11.15	Mooring Boat	2018	9	3	0.8	New Built Vessel	2023	130 HP @ 1800 RPM Model: Ashok Leyland Marine Diesel Engine	Conventional single screw	7 Knots
F C. Bharathi GT-188	Crane Pontoon	2003	34	12	0.9	2015	2020	Crane Make - TATA TFC 280-45 driven by Cummins Engine NT 743 C (Crane mtc.& rep. by CHER Div MechDept)	6 T @19.8 M operation radius - 21.24 M boom32.66 T (5) 4.57m radius-15.24 M boom	-

Table – 15 A
DETAILS OF HIRED CRAFT

Name of the Vessel	Type	Year of Built	Length (M)	Breadth (M)	Moulded Depth (M)	Last Dry Dock & Survey held	Next Dry Dock due	Details of Main Engine - Power, Make & Model & Contract details	Propulsion system	Capacity Bollard pull /speed
M.T.Ocean Brave(Hire from M/s.Ocean Sparkle)	Z Drive Tug	2007	32.50	11.40	4.40	2021	2026	2 x 1470 KW Niigata Rate per Day Rs.1,89,000/- + GST, Fuel, Water, and Electricity supplied by the port at free of cost Contract commenced from 11.10.2018 to 10.10.2025	Z Feller SRP Twin Screw	50 T BP (12 Knots)
M.T.Ocean Poise (Hire from M/s.Ocean Sparkle)	Tug	2019	31.00	11.00	5.60	2019	2024	2x 2000 KW Caterpillar, Bonny Fair Development Ltd Hong kong, per day 2,10,000 Rate+ GST, Fuel, Water, and Electricity supplied by the port at free of cost Contract commenced from 03.02.2020 to 03.02.2025	ASD Twin Screw	50 T BP (10 Knots)
Yojaka Dhatri (Hired from SRMF)	ISPS Patrol Boat	2012	15.54	04.60	2.61	-	-	2 x 500 KW, Cummins per day charges Rs.16,800 + GST, Fuel, Water and Electricity supplied by Port at free of cost. The contract commenced from 28.08.2018 to 27.08.2023	Conventional Twin Screw	20 knots speed

Table -16

Performance of Dredgers P-XII

**V.O.Chidambaranar Port Authority
does not own any dredgers**

TABLE - 17
SHORE LABOUR PRODUCTIVITY FOR THE YEAR 2022-23.

Commodities	No. of Hooks Worked	Hook hour worked	Effective Hook hours worked	Man Hours Worked	Effective Man hours worked	Tonnage Handled	Per Hook	Per hook hour	Average Productivity		
									Per effective hook hour	Per man hour	Per effective man hour

In V.O.Chidambaranar Port there is no Shore Labour. The Labour Pool of cargo handling workers (including Shore Labourers) was managed and administered by Tuticorin Stevedores Association (TSA) from 1981 to 1999. From 01-01-2000 onwards the Labour Pool (including Shore Workers) is managed and administered by the V.O.Chidambaranar Port Trust Cargo Handling Labour Pool (TPTCHLP). The cargo handling workers in the Port were Merged with the Port by forming a Cargo Handling Division(CHD) under the control of Traffic Department with effect from 27.07.2011. The combined statement of Dock/Shore Labour Productivity is available in Table No 18.

TABLE - 18
SHORE LABOUR PRODUCTIVITY FOR THE YEAR 2022-23.

Port: V.O.Chidambaranar Port Authority

Sl. No	COMMODITIES	No. of Hooks worked	Hook available Hours	Effective Hook Hours	No. of Man Power	Total Man Hours worked	Total Effective Man Hours	Tonnage Handled	Average Productivity in MT					
									Per Hook	Per Hook Hr	Per Effective Hook Hrs	Per Man Hrs	Per Effective Man Hrs	Gang Shift Output
	1	2	3	4	5	6	7	8	9	10	11	12	13	14
1	Break Bulk													
A	Bagged Cargo	939	7,043	5,164	5,621	42,158	30,914	1,95,155	207.83	27.71	37.79	4.63	6.31	207.83
B	Metals, iron, steel and Machinery	490	3,675	2,695	4,365	32,738	24,006	12,360	25.22	3.36	4.59	0.38	0.51	25.22
C	others	2,877	21,578	15,823	28,465	2,13,488	1,56,550	2,88,053	100.12	13.35	18.20	1.35	1.84	100.12
	TOTAL (1)	4,306	32,295	23,682	38,451	2,88,383	2,11,471	4,95,568	115.09	15.35	20.93	1.72	2.34	115.09
2	Dry Bulk													
A	Food grains	113	848	621	120	900	660	95,135	841.90	112.25	153.08	105.71	144.15	841.90
B	Others (Agg in bulk)	787	5,903	4,328	4,779	35,843	26,283	5,57,863	708.85	94.51	128.89	15.56	21.22	708.85
	Total (2)	900	6,750	4,950	4,899	36,743	26,943	6,52,998	725.55	96.74	131.92	17.77	24.24	725.55
	Total (1+2)	5,206	39,045	28,632	43,350	3,25,125	2,38,414	11,48,566	220.62	29.42	40.12	3.53	4.82	220.62
3	Dry Bulk (By Grab)													
	By GRAB	11,170	83,775	61,432	11,125	83,438	61,185	2,01,12,065	1,800.54	240.07	327.39	241.04	328.71	1,800.54
	Total (3)	11,170	83,775	61,432	11,125	83,438	61,185	2,01,12,065	1,800.54	240.07	327.39	241.04	328.71	1,800.54
4	Total (1+2+3)	16,376	1,22,820	90,064	54,475	4,08,563	2,99,599	2,12,60,631	1,298.28	173.10	236.06	52.04	70.96	1,298.28

TABLE 19

COMMODITYWISE EXPORT CARGO RECEIVED BY DIFFERENT MODES OF TRANSPORT DURING 2022-23.											
SI No.	COMMODITY	RECEIVED BY RAIL		RECEIVED BY ROAD		RECEIVED BY CONVEYOR		RECEIVED THROUGH PIPELINE		TOTAL	
		TONNES	PERCENT	TONNES	PERCENT	TONNES	PERCENT	TONNES	PERCENT	TONNES	PERCENT
1	CEMENT	0	0.00	93,022	1.04	0	0.00	0	0.00	93,022	1.04
2	WIND MILL BLADE	0	0.00	1,03,629	1.16	0	0.00	0	0.00	1,03,629	1.16
3	CONTAINERS	0	0.00	72,83,416	81.34	0	0.00	0	0.00	72,83,416	81.34
4	SALT	0	0.00	94	0.00	0	0.00	0	0.00	94	0.00
5	CAUSTIC SODA LYE	0	0.00	1,12,284	1.25	0	0.00	0	0.00	1,12,284	1.25
6	COPPER CONCENTRATE	0	0.00	0	0.00	0	0.00	0	0.00	0	0.00
7	GRANITE STONE	0	0.00	3,746	0.04	0	0.00	0	0.00	3,746	0.04
8	COPPER SLAG	0	0.00	0	0.00	0	0.00	0	0.00	0	0.00
9	FLY ASH	0	0.00	48,029	0.54	0	0.00	0	0.00	48,029	0.54
10	DIESEL	0	0.00	0	0.00	0	0.00	0	0.00	0	0.00
11	SULPHURIC ACID	0	0.00	0	0.00	0	0.00	0	0.00	0	0.00
12	GARNET SAND	0	0.00	0	0.00	0	0.00	0	0.00	0	0.00
13	IRON& STEEL MATERIALS	0	0.00	41,581	0.46	0	0.00	0	0.00	41,581	0.46
14	MACHINERIES	0	0.00	6,046	0.07	0	0.00	0	0.00	6,046	0.07
15	CON.MATERIALS	0	0.00	5,59,329	6.25	0	0.00	0	0.00	5,59,329	6.25
16	COMPLEX	0	0.00	0	0.00	0	0.00	0	0.00	0	0.00
17	FURNACE OIL	0	0.00	0	0.00	0	0.00	0	0.00	0	0.00
18	SUGAR	0	0.00	0	0.00	0	0.00	0	0.00	0	0.00
19	MAIZE	0	0.00	35,340	0.39	0	0.00	0	0.00	35,340	0.39
20	OTHERS	0	0.00	6,67,813	7.46	0	0.00	0	0.00	6,67,813	7.46
	TOTAL	0	0.00	89,54,329	100.00	0	0.00	0	0.00	89,54,329	100.00
Total Export											
Railway Traffic			0								

TABLE 20

COMMODITYWISE IMPORT CARGO DESPATCHED BY DIFFERENT MODES OF TRANSPORT DURING 2022-2023

SL. NO	COMMODITY	DESPATCHED BY RAIL		DESPATCHED BY ROAD		DESPATCHED BY CONVEYOR (MECH)		DESPATCHED THROUGH PIPELINE		TOTAL	
		TONNES	PERCENT	TONNES	PERCENT	TONNES	PERCENT	TONNES	PERCENT	TONNES	PERCENT
1	FERTILIZERS	5,68,215	1.99	97,685	0.34	0	0.00	0	0.00	6,65,900	2.33
2	FR MATERIAL	0	0.00	7,39,472	2.59	0	0.00	0	0.00	7,39,472	2.59
3	PET.COKE	0	0.00	0	0.00	0	0.00	0	0.00	0	0.00
4	INDUSTRIAL COAL	4,49,786	1.57	49,44,769	17.29	0	0.00	0	0.00	53,94,555	18.86
5	DIESEL	0	0.00	0	0.00	0	0.00	12,231	0.04	12,231	0.04
6	EDIBLE OIL	0	0.00	4,52,456	1.58	0	0.00	0	0.00	4,52,456	1.58
7	FURNACE.OIL	0	0.00	0	0.00	0	0.00	77,252	0.27	77,252	0.27
8	LPG	0	0.00	0	0.00	0	0.00	93,660	0.33	93,660	0.33
9	LIQ. AMMONIA	0	0.00	0	0.00	0	0.00	1,31,444	0.46	1,31,444	0.46
10	GYPSUM	11,804	0.04	1,55,496	0.54	0	0.00	0	0.00	1,67,300	0.59
11	NAPTHA	0	0.00	0	0.00	0	0.00	1,15,795	0.40	1,15,795	0.40
12	VCM	0	0.00	98,383	0.34	0	0.00	0	0.00	98,383	0.34
13	CONTAINERS	0	0.00	73,94,720	25.86	0	0.00	0	0.00	73,94,720	25.86
14	RAW CASHEW	0	0.00	56,784	0.20	0	0.00	0	0.00	56,784	0.20
15	TIMBER LOGS	0	0.00	96,828	0.34	0	0.00	0	0.00	96,828	0.34
16	PULSES	0	0.00	0	0.00	0	0.00	0	0.00	0	0.00
17	LIME STONE	3,16,469	1.11	15,49,274	5.42	0	0.00	0	0.00	18,65,743	6.52
18	COKING COAL	0	0.00	0	0.00	0	0.00	0	0.00	0	0.00
19	THERMAL COAL	0	0.00	1,01,648	0.36	1,00,56,616	35.17	0	0.00	1,01,58,264	35.52
20	OIL CAKE/COPRA	0	0.00	77,337	0.27	0	0.00	0	0.00	77,337	0.27
21	CATTLE FEED	0	0.00	78,861	0.28	0	0.00	0	0.00	78,861	0.28
22	OTHERS	0	0.00	8,95,631	3.13	0	0.00	23,966	0.08	9,19,597	3.22
	TOTAL	13,46,274	4.71	1,67,39,344	58.54	1,00,56,616	35.17	4,54,348	1.59	2,85,96,582	100.00
Note: 1 SPIC Cargo		8,44,688									
Total Import Railway Traffic		21,90,962									

Note: 2. 4,90,006 Tonnes of Coking Coal was transshipment during 2022-23.

TABLE - 21**EMPLOYMENT AT PORT/CHD AS ON 31.03.2023**

	Number of Category of Officials		Number of Non Cargo handling workers		Number of non Cargo handling workers other than Shore workers	Number of Cargo handling Shore workers	Number of Casual Workers	Others	Total
	Class I	Class II	Class III	Class IV	Class III Class IV				
PORT	59	49	199	65	--	--	--	--	372
CHD	--	--	59	45	--	--	--	--	104

Table -22
Particulars of Accidents during 2022-23

(in Number)

Sl. No	Causation	Fatal		Non Fatal		Total	
		Port Area	Non-Port Area	Port Area	Non-Port Area	Port Area	Non-Port Area
1	2	3	4	5	6	7	8
1	Persons falling	--	--	--	--	--	-
2	Falling of object	--	--	--	--	--	--
3	Stepping on, striking against or stuck buy objects	--	--	--	--	--	--
4	Caught in between objects	--	--	--	--	--	--
5	Over-exertion or wrong movements	--	--	--	--	--	--
6	Exposure to ore contact with extreme temperature	--	--	--	--	--	--
7	Explosions	--	--	--	--	--	--
8	Exposure to or contact with harmful substances including radiation	--	--	--	--	--	--
9	Other Cases	--	--	--	--	--	--
	Total	00	00	00	00	00	00

Table – 23
Financial Indicators

Sl. No.	Description	Current year		Previous year	
		2022-23		2021-22	
I	Return on Capital Employed				
	i. Net Surplus	264.79		136.80	
	ii. Rate of Return (Percent)	20.46%		10.75%	
II	Operating Ratio				
	i. Operating Expenditure	304.63		246.38	
	ii. Operating Income	736.92		596.81	
	iii. Ratio (%)	41.34%		41.28%	
III	Ratio of Cost of Earnings (Activity-wise) Percentage of Cost of Earnings				
Sl. No.	Activity	Direct Cost (Excluding Depreciation and Overheads)		Total Cost (Including Depreciation and Overheads)	
		Current Year 2022-23	Previous year 2021-22	Current Year 2022-23	Previous year 2021-22
i	Cargo Handling and Storage	11.65%	13.84%	16.63%	17.52%
ii	Port and Dock Facilities for Shipping	21.44%	24.77%	27.14%	32.22%
iii	Railway Workings	97.42%	156.81%	130.23%	166.15%
iv	Rentable Land and Buildings	20.82%	21.54%	46.69%	46.49%

STATEMENT - 1**STAFF STRENGTH AS ON 31.03.2022 & 31.03.2023 (PORT)**

Sl. No	Category	As on 31.03.2022		As on 31.03.2023	
		Sanctioned Strength	Actual Strength	Sanctioned Strength	Actual Strength
1	Class – I	105	63	105	59
2	Class – II	62	42	62	49
3	Class – III	579	224	579	199
4	Class – IV	184	68	184	65
	Total	930	397	930	372

STAFF STRENGTH AS ON 31.03.2022 & 31.03.2023 (CHD)

Sl. No	Category	As on 31.03.2022		As on 31.03.2023	
		Sanctioned Strength	Actual Strength	Sanctioned Strength	Actual Strength
1	Class – I	7	0	7	0
2	Class – II	3	0	3	0
3	Class – III	327	88	327	59
4	Class – IV	656	57	656	45
	Total	993	145	993	104

STATEMENT – 2

Scheduled Caste / Scheduled Tribe reservation as on 31.03.2022 & 31.03.2023 (Port)

Sl. No	Category	Total No of Staff		As on 31.03.2022			As on 31.03.2023		
		As on 31.03.2022	As on 31.03.2023	SC	ST	% Reservation of SC / ST	SC	ST	% Reservation of SC / ST
1	Class – I	63	59	6	0	09.52	6	0	10.17
2	Class – II	42	49	7	1	19.05	7	1	16.33
3	Class – III	224	199	53	14	29.91	49	13	31.16
4	Class – IV	68	65	29	1	44.12	27	1	43.08
	Total	397	372	95	16	27.96	89	15	27.96

Scheduled Caste / Scheduled Tribe reservation as on 31.03.2022 & 31.03.2023 (CHD)

Sl. No	Category	Total No of Staff		As on 31.03.2022			As on 31.03.2023		
		As on 31.03.2022	As on 31.03.2023	SC	ST	% Reservation of SC / ST	SC	ST	% Reservation of SC / ST
1	Class – I	0	0	0	0	0	0	0	0
2	Class – II	0	0	0	0	0	0	0	0
3	Class – III	88	59	47	0	53.41	30	0	50.85
4	Class – IV	57	45	32	0	56.14	26	0	57.78
	Total	145	104	79	0	54.48	56	0	53.85

STATEMENT-3

Particulars of Strike/Stoppage of work and Mandays lost in 2022-23

There is no Strike / Stoppage of work and Mandays lost during the financial year 2022-23

STATEMENT- 4

Particulars of Salaries and Earnings per Employee (2022-23)

(Rupees in Lakhs)

Sl. No	Nature of pay/Allowance	Class - I	Class - II	Class III	Class IV	TOTAL
1	Pay	598.11	338.19	1,915.12	722.20	3,573.63
2	Special Pay/Personal Pay	-	-	-	-	-
3	Variable Dearness Allowance	203.15	116.61	559.71	370.69	1,250.16
4	City Compensatory Allowance	-	-	-	-	-
5	House Rent Allowance	26.67	21.77	227.79	99.41	375.63
6	Overtime Allowance	-	-	268.97	249.07	518.04
7	Night Weightage Allowance	-	0.20	69.01	35.02	104.23
8	Washing Allowance	-	-	6.12	2.70	8.81
9	Conveyance Allowance	-	0.62	50.50	19.35	70.47
10	Other Allowances (Incl. cafeteria allowance)	216.47	112.78	81.49	44.04	454.78
11	Total	1,044.40	590.20	3,178.68	1,542.47	6,355.75
12	Encashment of earned leave	71.07	51.78	344.33	115.53	582.70
13	Arrears of Pay	-	-	-	-	-
14	Productivity Linked Reward	5.83	4.80	39.41	29.59	79.63
15	Grand Total	1,121.30	646.78	3,562.41	1,687.59	7,018.09
	No. of Employees	59	49	258	110	476
	Average earning per employee	19.01	13.20	13.81	15.34	14.74

STATEMENT- 5

Port employees & Non Port Employees Quarters Details on 31.03.2023

Type of Quarters	Port	Pensioner	Non Port	Total Occupational	Vacant (B)	Total
Type-I	-	2	296	298	31	329
Type –II	13	7	179	199	53	252
Type – III	52	6	38	96	18	114
Type – IV	42	-	5	47		47
Type- V	10		7	17	4	21
Type –VI	2	-	-	2	-	2
Type - VII	1	-	-	1	-	1
Korkai	1	-	-	1	-	1
Total	121	15	525	661	106	767

V.O.CHIDAMBARANAR PORT AUTHORITY

Appendix-I

**Additional Schedule to Profit and Loss Account
Total Expenditure (including Finance and Misc. Expenses)**

(Amount in ₹)

Particulars	For the period ending	
	31st March 2023	31st March 2022
A. PAYMENTS AND PROVISIONS FOR EMPLOYEES:		
1. SALARIES, WAGES & BOUNTS ETC.,		
i Salaries, Allowances, Bonus & Including provision for Wage revision	70,18,08,955	71,30,91,961
2. CONTRIBUTION TO PROVIDENT AND OTHER FUNDS		
i Contribution to Pension Fund	05,40,00,000	93,00,00,000
ii Contribution to Gratuity Fund	(3,00,00,000)	-
iii Contribution to New Pension Scheme	1,12,94,657	1,46,23,531
3. WORKMEN AND STAFF WELFARE EXPENSES		
i Leave Travel expenses	11,633	43,063
ii Medical expenses	15,72,75,296	15,06,26,907
iii Nutrition to inpatients	3,24,821	1,72,090
iv Stores (Medicines)	3,90,55,655	2,45,47,457
v Stores (surgical)	8,45,953	39,91,014
vi Scholarship, Prizes and Awards	4,92,732	80,500
vii VR Scheme Ex-gratia payments	-	-
Total (A)	1,93,51,09,702	2,83,71,76,523
B. OPERATING EXPENDITURE		
1. Consumption of stores and spare parts etc.,	-	-
2. Repairs to Plant and Machinery (Mech.)	1,44,28,844	1,85,61,083
3. Repairs to Buildings and Civil Structures	6,70,36,338	32,69,76,706
4. STORES CONSUMED	29,63,255	19,70,500
5. POWER FUEL, LUBRICANTS ETC.,		
i Stores (Operational)	12,88,41,165	10,09,08,760
ii Electric Power	15,22,00,133	14,07,96,145
6. OTHER OPERATIONAL EXPENSES		
i Hire Charges for floating crafts including Patrol Boats	58,46,474	55,77,526
ii Hire charges for vehicles	3,16,53,998	2,87,83,770
iii Hire charges for Pvt. Tugs	14,56,35,000	14,68,90,499
iv Security charges	18,55,31,324	15,42,74,851
v Dredging charges	-	-
vi Depreciation	9,94,43,412	34,26,27,051
TOTAL (B)	1,53,35,79,943	1,26,73,66,891

Particulars	For the period ending	
	31st March 2023	31st March 2023
C. GENERAL EXPENSES:		
i Outsourced Contract Staff wages	7,05,75,004	6,48,08,528
ii Rent, Rates and Taxes	3,83,42,548	18,89,409
iii Audit fee	46,76,859	85,64,620
iv Water charges	20,81,01,523	2,91,52,279
v Other expenses	38,32,077	18,35,021
vi Insurance	6,93,26,435	6,19,62,634
vii Travel expenses	57,80,465	32,12,566
viii Furniture and office equipments	8,13,990	5,79,000
ix Miscellaneous expenses	85,59,300	42,79,048
x Advertisement and publicity	81,68,985	92,41,864
xi Trustees' fee	-	-
xii Entertainment	18,33,520	2,74,136
xiii Books and periodicals	33,424	26,772
xiv Legal and Professional charges	5,31,45,407	4,49,78,184
xv Printing and publishing	29,15,629	25,85,402
xvi Deputation to training courses	10,32,992	22,19,035
xvii Licence fee	59,710	50,429
xviii Telephones	12,53,798	23,59,968
xix Research and Development	57,68,536	79,50,000
xx Subscription	-	-
xxi Contribution	3,20,98,222	5,92,76,751
TOTAL (C)	61,63,18,424	30,52,45,646
D. FINANCE EXPENSES:		
INTEREST EXPENSES		
i Bank Charges & Other Misc. Expr.	44,50,000	44,50,000
ii Interest on other Loans	2,12,869	-
Total (D)	46,62,869	44,50,000
E. PROFIT OR LOSS IN RESPECT OF TRANSACTIONS OF KIND NOT USUALLY UNDERTAKEN BY PORT OR UNDER IN CIRCUMSTANCES OF AN EXCEPTIONAL OR NON- RETURNS, IF MATERIAL IN AMOUNT		
i Prior Period Expenses	-	-
ii Contribution to Corporate Social Responsibility Scheme	3,00,00,000	3,00,00,000
Total (E)	3,00,00,000	3,00,00,000
TOTAL EXPENDITURE (A TO E)	4,11,96,70,938	4,44,42,39,060

Sd/-

(ASHOKA KUMAR SAHU)
Financial Adviser and Chief Accounts Officer

APPENDIX-II

TUTICORIN PORT EMPLOYEES GENERAL PROVIDENT FUND TRUST INCOME & EXPENDITURE ACCOUNT

Receipts		Payments	
Particulars	As at 31/3/2023	Particulars	As at 31/3/2023
Interest on Investments	1,48,79,062	Fund Expenditure	-
TOTAL	1,48,79,062	TOTAL	-
		Excess of Receipts over Payments	1,48,79,062

APPENDIX-III

TUTICORIN PORT EMPLOYEES GENERAL PROVIDENT FUND TRUST BALANCE SHEET

As at 31/3/2022	Liabilities	As at 31/3/2023	As at 31/3/2022	Assets	As at 31/3/2023
20,41,69,227	Opening Fund Balance	20,41,69,227	25,37,29,313	<u>Investments</u>	
	<u>Add:</u>		55,23,768	Investments including Fixed Deposits	23,10,96,999
	Fund-Subs. From Employees	6,36,67,803	25,66,860	Accrued Interest on Investments	64,60,439
-	Other Transferres	3,33,45,570	1,50,000	Fund Tds-Interest-Investment- Receivable	24,81,396
	<u>Less:</u>		1,14,04,559	Advances	12,23,200
-	GPF Withdrawals	9,88,45,055		Fund Transfer to Funds	1,14,04,559
				Sundry Drs (Port)	75,080
20,41,69,227	Total	20,23,37,545			
3,45,57,930	Gen. Revenue - Retained Earnings A/C.	3,45,57,930			
	Less: Interest for previous years transfer to Fund	3,33,45,570			
	Add: Current Year	1,48,79,062			
-					
3,45,57,930	Total	1,60,91,423			
23,87,27,157	Closing Fund Balance	21,84,28,967			
	<u>Current Liabilities & Provisions:</u>			<u>Cash & Bank Balances</u>	
19,16,500	Sundry Creditors(Employees) - control account	-	16,88,197	Bank Balance	1,06,337
3,44,15,080	Zero Balance clg	3,44,15,082			
3,960	death relief fund	3,960			
27,50,62,697	TOTAL	25,28,48,010	27,50,62,697	TOTAL	25,28,48,010

APPENDIX-IV

TUTICORIN PORT TRUST PENSION FUND TRUST INCOME & EXPENDITURE ACCOUNT

Receipts		Payments	
Particulars	As at 31-03-2023	Particulars	As at 31-03-2023
Interest on Investments	1,33,44,40,574	Commutation of Pension	879,99,740
		Pension Payments	1,20,94,68,390
TOTAL	1,33,44,40,574	TOTAL	1,29,74,68,130
		Excess of Receipts over Payments	3,69,72,444

APPENDIX-V

TUTICORIN PORT TRUST PENSION FUND TRUST BALANCE SHEET

As at 31-03-2022	Liabilities	As at 31-03-2023	As at 31-03-2022	Assets	As at 31-03-2023
16,97,24,96,825	Opening Fund Balance	16,97,24,96,825		Investments	
-	Add: Other Transfers	41,08,092	-	Fixed Deposits	-
-	Add: Contribution	1,05,40,00,000	16,90,00,86,919	Investments with LIC	17,99,48,31,777
16,97,24,96,825	TOTAL (A)	18,03,06,04,917			
	Excess of Payments over Receipts				
-	Op. Balance	-			
-	During the year	3,69,72,444			
-	TOTAL (B)	3,69,72,444			
16,97,24,96,825	Closing Fund Balance (A+B)	18,06,75,77,361			
	Current Liabilities & Provisions:			Cash & Bank Balances	
3,68,292	Sundry Creditors	3,23,283	9,95,69,157	Bank Balance	11,08,24,959
48,66,719	Sundry Creditors(Employees) - control account	78,61,933			
47,97,527	Amount Due To Other Funds	47,97,527			
(7,91,55,841)	Zero Balance clg	(7,44,63,081)			
9,62,49,646	Pension Payables	9,95,59,712			
32,908	Accrued Exps	-			
16,99,96,56,076	TOTAL	18,10,56,56,736	16,99,96,56,076	TOTAL	18,10,56,56,736

APPENDIX-VI

TUTICORIN PORT TRUST GRATUITY FUND TRUST INCOME & EXPENDITURE ACCOUNT

Receipts		Payments	
Particulars	As at 31-03-2023	Particulars	As at 31-03-2023
Interest on Investments	4,14,31,393	Payment of Gratuities	13,20,20,450
TOTAL	4,14,31,393	TOTAL	13,20,20,450
Excess of Payments over Receipts	9,05,89,057		

APPENDIX-VII

TUTICORIN PORT TRUST EMPLOYEES GRATUITY FUND TRUST BALANCE SHEET

As at 31/3/2022	Liabilities	As at 31/3/2023	As at 31/3/2022	Assets	As at 31/3/2023
1,17,63,59,530	Opening Fund Balance	1,17,63,59,530	62,59,60,609	Investments	50,63,07,594
	Add: Contribution from Other Ports	7,14,678		Investments with LIC	
1,17,63,59,530	TOTAL (A)	1,17,70,74,208			
(55,65,02,909)	Retained Earnings A/C - OB.	(55,65,02,909)			
	Less:				
	Excess of payments over Receipts	9,05,89,057			
	Gratuity Withdrawal	3,00,00,000			
(55,65,02,909)	TOTAL (B)	(43,59,13,853)			
61,98,56,621	TOTAL Fund Balance (A+B)	49,99,82,242			
	Current Liabilities & Provisions:			Cash & Bank Balances:	
11,28,358	Sundry Creditors	17,08,955			
(17,83,027)	Sundry Creditors(Employees) - control account	25,64,595	67,55,890	Bank Balance	1,21,95,981
1,22,14,649	Amount due to employees (Rs.2k per employee)	1,22,26,400			
6,21,300	Gratuity - Amount due to General Revenue (Medical Scheme recovery)	6,19,300			
6,71,528	Fund Amount Due	1,89,773			
7,070	zero clearance	7,070			
	Misc. Deposits	12,05,239			
63,27,16,499	TOTAL	51,85,03,574	63,27,16,499	TOTAL	51,85,03,574

APPENDIX- VIII**CAPITAL SCHEME MORE THAN FIVE CRORES - IN PROGRESS DURING 2022-23**

Sl. No	Name of the Project	BE 2022-23	RE 2022-23	BE 2023-24
	B. Mechanical Department			
<u>I. Continuing Schemes:</u>				
1.	Revamping of existing fixed fire fighting system at oil jetty	12.79	13.32	-
2.	5MW Solar Power plant	10.00	5.00	8.00
3.	EPC for 2MW Wind Farm at VOCPT	5.00	7.50	7.00
<u>II. New schemes:</u>				
4.	Mechanisation of cargo evacuation-Providing new link conveyor +90000T stock pile from CJI, CJII & NCB-conveyors to coal yard near Yellow gate for handling coal on EPC Basis and O&M for a period of 5 years	-	1.00	7.00
5.	Up gradation of existing 22KV Electrical Substation of VOCPA to 110KV Substation Substation-Supply of power to new industries under CEU scheme	-	-	1.00
6.	Battery Energy Storage Solutions (BESS)	-	-	1.00

APPENDIX - IX**CAPITAL SCHEME UPTO FIVE CRORES IN PROGRESS 2022-23****Civil:**

Sl. No	Name of Work	Agreement No.	Work Order Value (Rs. In Lakhs)	Status
1	Providing Wind Barrier at Southern side of Phase – II Coal Stack Yard at inside Green Gate in VOC Port	24CE/2022-23	192.46	Work is in progress
2	Construction of building at first floor of Port Dispensary	30CE/2022-23	15.48	Work is in progress
3	Construction of New Portico in front of Port Guest House in VOC Port	34CE/2022-23	8.14	Work is in progress
4	Upgradation & strengthening of loading platform with Plain Cement Concrete at Coal Yard	38CE/2022-23	209.37	Work is in progress
5	Resurfacing the existing Guest House Road & Jawaharlal Nehru Road at VOC Port	42CE/2022-23	153.70	Work is in progress

Mechanical:

Sl. No	Name of the Project	BE 2022-23	RE 2022-23	BE 2023-24
	B. Mechanical Department			
	I. Continuing Schemes:			
	Renewable Energy:			
1.	Replacement of Sodium Vapor/Metal Halide fittings with LED fittings on existing 30 Mtrs High masts	-	0.32	-
2.	Supply, installation and commissioning of Energy management systems with smart metering	1.00	0.05	0.30
3.	Duct AC at Port Hospital	0.95	-	-
4.	Replacement of old cooling equipments	-	-	0.05
5.	*380KW Solar Power Plants (* 400 KW)	2.00	1.00	0.64
6.	Street light poles in the left side area of link road from SEPC roundana to CMFRI, at beach road	0.56	0.10	0.46
7.	Power supply through additional feeder from TANGEDCO SS near Roch Park	2.00	0.10	0.40
8.	Drone surveillance system for VOCPT	0.35	0.10	0.42
9.	Providing Outdoor type HT structures by RMU with load Break Switch in Point of Supply of HTSC No.36 and VOC Port feeder	4.50	1.00	1.17
10.	Supply, Installation of OFC cables and allied accessories for convergence of IT/ Phone/ CCTV/ RFID/ VTMS/ Electrical data etc in outside operational area and Zone B (Phase 2)	2.50	1.00	1.26
	II. New Schemes			
11.	Supply, installation and commissioning of lighting facilities in TNHP yard in VOC Port Tuticorin	-	0.50	-
12.	Supply and installation of Video Management & Recording and allied accessories for the CCTV system in Port including installation of CCTV cameras in Port Administrative Building, Zone - B, Township & Operational areas of VOC Port Authority	-	-	1.00
13.	Supply installation, testing and commissioning of 1no thermal camera in the water front side of Port with 5 years CAMC after post warranty of 1 year	-	-	0.27
14.	Supply installation, Testing and commissioning of flap barrier with biometric Access Control System in entrance of Port Administration Building including CAMC for a period of three years	-	-	0.11
15.	Supply, installation testing and commissioning main telephone exchange in Port Administration Building and a sub exchange in Port Hospital, Zone B and Red Gate	-	-	0.10
16.	Revamping of existing HT panels at Redgate and oil jetty control room	-	-	0.50
17.	Providing/Shifting of street lights, supply & installation of lawn lights in service road, Quarters, etc	-	-	0.15
18.	Supply, Installation, Testing & Commissioning of Transformers along with switch gears and allied cabling works on plug& ply basis at various locations in VOC Port premises	-	-	0.50
19.	Improvement of illumination in Zone A & Zone B	-	-	0.10

APPENDIX- X**CAPITAL SCHEME MORE THAN FIVE CRORES - COMPLETED 2022-23**

Sl. No.	Name of Work	Project Cost (Rs. In Lakhs)	Date of Commencement	Actual date of completion
1	Modification of Coal Yard Roads inside Green Gate and Yellow Gate at VOCPT	923.68	16.11.2021	15.11.2022
2	Filling the Coal yard by dredged materials and construction of RCC drain inside the coal yard-I at VOCPT	747.64	16.11.2021	15.11.2022

APPENDIX- XI**CAPITAL SCHEME UPTO FIVE CRORES - COMPLETED 2022-23**

Sl. No	Name of Work	Project Cost (Rs. In Lakhs)	Date of Commencement	Actual date of completion
1	Construction of Electrical cable duct from red gate to oil jetty at North Breakwater	35.14	07.06.2022	04.11.2022
2	Providing shelter for the open stage at Admin Office Premises in VOC Port	8.17	16.09.2022	09.11.2022
3	Providing Parking Facilities with Water Bound Macadam (WBM) surface at drive Through Container Scanning System in VOCPT	31.71	30.11.2022	12.12.2022

APPENDIX- XII**CAPITAL SCHEME MORE THAN FIVE CRORES AWARDED IN 2022-23****NIL****APPENDIX- XIII****CAPITAL SCHEME UPTO FIVE CRORES AWARDED IN 2022-23**

Sl. No.	Name of Work	Agreement No	Work Order Value (Rs. In Lakhs)	Status
1	Construction of Electrical cable duct from red gate to oil jetty at North Breakwater	06CE/2022-23	35.14	Work completed
2	Providing shelter for the open stage at Admin Office Premises in VOC Port	17CE/2022-23	8.17	Work completed
3	Providing Parking Facilities with Water Bound Macadam (WBM) surface at drive Through Container Scanning System in VOCPT	23CE/2022-23	31.71	Work completed
4	Providing Wind Barrier at Southern side of Phase – II Coal Stack Yard at inside Green Gate in VOC Port	24CE/2022-23	192.46	Work is in progress
5	Construction of building at first floor of Port Dispensary	30CE/2022-23	15.48	Work is in progress
6	Construction of New Portico in front of Port Guest House in VOC Port	34CE/2022-23	8.14	Work is in progress
7	Upgradation & strengthening of loading platform with Plain Cement Concrete at Coal Yard	38CE/2022-23	209.37	Work is in progress
8	Resurfacing the existing Guest House Road & Jawaharlal Nehru Road at VOC Port	42CE/2022-23	153.70	Work is in progress

GREEN PORT INITIATIVE (MECHANICAL)

Sl. No	Project Name	Project Cost (in.Crs)	Status
1.	6 Nos of e-cars	2.22	3.Nos.of e-cars put into operation on 04.08.2021. Additional 3 nos. of e-cars put into operation on June-2022.
2.	14 Nos of e-cars	4.71	Proposal under Progress.
3.	50 MW(approx.) Wind-Solar Hybrid Power Farm at V.O.C Port lands earmarked under CRZ category	308.6	DPR is under Finalization.
4.	5MW Ground based solar power plant in VOCPA through EPC.	26.70	LOA issued on 15.09.2022. Agreement signed on 30.09.2022. Work is under progress.
5.	2MW Wind Farm at VOC Port on Capex model.	18.38	Work Order issued to M/s.INOX on 29.07.2022.Work is under Progress.
6.	400 KW Roof top solar plants at various locations of VOCPA through TEDA.	2.00	Tendering is under Progress by M/s.TEDA.
7.	Supply of 4 Nos. of 9m 31-34 seater Electric Buses for VOCPA on Wet lease for a period of 5 years through GeM portal.	6.86	Proposal under Progress.
8.	Setting-up of Public e-charging station.	0.09	Contract Order placed to M/s.GSR Power Limited.

PPP PROJECTS 2022-23 (MECHANICAL)

Sl. No	Name of Project	Project cost Rs. in Cr	Present Status
1.	Conversion of 9th Berth as Container Terminal on DBFOT basis.	434.17	Construction Phase is under Progress- Expected Date of Completion of construction phase-05.01.2025.
2.	Mechanization of NCB-III for Handling Dry Bulk Cargo at V.O.C.Port on DBFOT basis.	265.15	<p>MOPSW approval received on 24.02.2023.</p> <p>NIT for the project floated on 24.02.2023 with the due date of submission on 10.04.2023.</p> <p>Pre bid meeting held on 20.03.2023.</p> <p>4 bidders furnished their queries.</p> <p>Reply to pre bid queries sent on 07.04.2023 and reply to additional pre-bid queries sent on 18.05.2023.</p> <p>Due date of submission extended up to 23.06.2023, based on the request of the bidder.</p>



5 MW Solar Farm



V.O.C. Port emerged as the champions in both Volleyball and Beach Volleyball, at the Valedictory function of the 44th Volleyball and 15th Beach Volleyball All India Major Ports Tournament held under the aegis of Major Ports Sports Council Control Board, the Chief Guest of the finals, Shri Bimal Kumar Jha, Deputy Chairperson, distributed the trophies and medals to all the prize winners on 31.01.2023



माननीय पत्तन, पोत परिवहन और जलमार्ग एवं आयुष मंत्री, श्री सर्बानंद सोनोवाल ने सेवा पखवाड़ा के एक भाग के रूप में पत्तन द्वारा आयोजित सामूहिक वृक्षारोपण अभियान का उद्घाटन किया।
01.10.2022 को वी.ओ.सी. पत्तन प्राधिकरण के अध्यक्ष श्री. टी.के. रामचंद्रन, भा0प्र0से0, उपाध्यक्ष श्री बिमल कुमार झा और वरिष्ठ अधिकारियों की उपस्थिति में 10,000 से अधिक पौधे लगाए गए।



हरित पत्तन पहल